

**City of Fayetteville Staff Review Form**

**2015-0175**

**Legistar File ID**

**4/21/2015**

City Council Meeting Date - Agenda Item Only  
N/A for Non-Agenda Item

Brad Fulmer

4/3/2015

Chief of Staff

**Submitted By**

**Submitted Date**

**Division / Department**

**Action Recommendation:**

TO AUTHORIZE THE PURCHASE OF AN S2 ACCESS CONTROL SYSTEM FOR THE DOWNTOWN CAMPUS IN THE AMOUNT OF \$69,634.30 PURSUANT TO RESOLUTION 90-14 AND RFP 13-11, APPROVING A 10% CONTINGENCY IN THE AMOUNT OF \$6,963.43 AND TO APPROVE A BUDGET ADJUSTMENT IN THE AMOUNT OF \$25,000

**Budget Impact:**

4470.9470.5801.00	Capital Improvements																														
Account Number	Fund																														
02056.1501	Access Control System																														
Project Number	Project Title																														
<table border="0" style="width: 100%;"> <tr> <td style="width: 15%;"><b>Budgeted Item?</b></td> <td style="width: 15%;"><u>Yes</u></td> <td style="width: 30%;">Current Budget</td> <td style="width: 10%;">\$</td> <td style="width: 30%; text-align: right;">55,000.00</td> </tr> <tr> <td></td> <td></td> <td>Funds Obligated</td> <td>\$</td> <td style="text-align: right;">-</td> </tr> <tr> <td></td> <td></td> <td>Current Balance</td> <td><b>\$</b></td> <td style="text-align: right;"><b>55,000.00</b></td> </tr> </table>	<b>Budgeted Item?</b>	<u>Yes</u>	Current Budget	\$	55,000.00			Funds Obligated	\$	-			Current Balance	<b>\$</b>	<b>55,000.00</b>	<table border="0" style="width: 100%;"> <tr> <td style="width: 15%;"></td> <td style="width: 15%;"></td> <td style="width: 30%;">Item Cost</td> <td style="width: 10%;">\$</td> <td style="width: 30%; text-align: right;">76,597.73</td> </tr> <tr> <td><b>Does item have a cost?</b></td> <td><u>Yes</u></td> <td>Budget Adjustment</td> <td>\$</td> <td style="text-align: right;">25,000.00</td> </tr> <tr> <td><b>Budget Adjustment Attached?</b></td> <td><u>Yes</u></td> <td>Remaining Budget</td> <td><b>\$</b></td> <td style="text-align: right;"><b>3,402.27</b></td> </tr> </table>			Item Cost	\$	76,597.73	<b>Does item have a cost?</b>	<u>Yes</u>	Budget Adjustment	\$	25,000.00	<b>Budget Adjustment Attached?</b>	<u>Yes</u>	Remaining Budget	<b>\$</b>	<b>3,402.27</b>
<b>Budgeted Item?</b>	<u>Yes</u>	Current Budget	\$	55,000.00																											
		Funds Obligated	\$	-																											
		Current Balance	<b>\$</b>	<b>55,000.00</b>																											
		Item Cost	\$	76,597.73																											
<b>Does item have a cost?</b>	<u>Yes</u>	Budget Adjustment	\$	25,000.00																											
<b>Budget Adjustment Attached?</b>	<u>Yes</u>	Remaining Budget	<b>\$</b>	<b>3,402.27</b>																											

V20140710

Previous Ordinance or Resolution # 90-14

Original Contract Number: \_\_\_\_\_

Approval Date: \_\_\_\_\_

Comments:

**TO:** Mayor Jordan & City Council

**THRU:** Don Marr, Chief of Staff  
Brad Fulmer, Infrastructure Manager *BA*

**FROM:** Chris Doughty, Network Engineer

**DATE:** March 30, 2015

**SUBJECT:** Downtown Campus Access Control System Upgrade

---

**RECOMMENDATION:**

Staff recommends authorizing the purchase of an S2 Access Control System for the downtown campus in the amount of \$69,634.30 pursuant to Resolution 90-14 and RFP 13-11, approving a 10% contingency in the amount of \$6,963.43 and to approve a budget adjustment in the amount of \$25,000

**BACKGROUND:**

Centralized access control has been implemented for the IT Data Center, Police Department, Water Department, Wastewater, Solid Waste, and Airport divisions. Having all locations on the same system will help streamline the process of managing access rights which will enable us to address numerous security concerns that exist today and greatly reduce the associated risk.

The current access control system for the downtown campus is dated and in need of replacement. Changes made in the current system require a staff member to visit every door to update the programming using a handheld device. The software crashes often and requires a fair amount of intervention by IT for normal operation. Management of S2 is integrated with Active Directory, web based, and all changes are effective immediately on the respective doors.

**DISCUSSION:**

Electra Link has been the primary vendor for all S2 access control projects thru Resolution 90-14 and has provided excellent service and support. Staff is currently working to provide ID badges to all city employees which will double as their access credential granting them access to any area appropriate to their job function.

**BUDGET/STAFF IMPACT:**

\$25,000 has been allocated from Building Improvements CIP and all remaining funds will come from the IT Local Area Network Upgrades sub project Access Control System CIP.

**Attachments:**

Staff Review Form  
Budget Adjustment  
Resolution 90-14/ RFP 13-11  
Electra Link Bid  
Purchase Request



INTEGRATED TECHNOLOGY SOLUTIONS

---

Forrest Duncan  
Estimator/Designer  
Electra Link, Inc.  
12217 Waters Park Road  
Austin, Texas 78759

April 2, 2015  
City Of Fayetteville  
113 West Mountain Street  
Fayetteville, AR 72701

Re: City Hall S2 Upgrade

Per your request Electra Link, Inc. (ELI) is submitting a quote for the installation of access control. Below you will find a brief scope of work and pricing as to what I perceive our responsibilities to be.

### **City Hall S2 Upgrade and software support agreement**

- Furnish and install (1) year S2 software support agreement to bring current system under a support agreement to be able to modify and add new equipment to the system.
- Furnish and install (1) S2 64 Portal expansion on the existing system currently using 59 of 64 licenses.

### **City Hall Building Maintenance**

- Furnish and install (1) RP10 Card reader, Request to exit detector, 1” recessed door contact and (1) electric strike at 2 locations.
- Furnish and install (1) S2 2 portal Network Node with a 10AMP power distribution board in the IDF.

---

#### **Houston**

21755 IH-45, Bldg. 10  
Spring, TX 77388  
281-350-6096  
281-350-8295 Fax

#### **Austin**

12217 Waters Park Rd.  
Austin, TX 78759  
512-835-6475  
512-835-6481 Fax

#### **Dallas**

17817 Davenport Rd. Ste. 310  
Dallas, TX 75252  
972-818-7225  
972-818-7219 Fax

#### **San Antonio**

4738 College Park  
San Antonio, TX 78249  
210-967-5700  
210-650-0088 Fax

#### **Edmond, OK**

417 S. State St.  
Edmond, OK 73003  
405-715-1700  
405-715-1703 Fax

#### **Tulsa, OK**

9006 E. 43<sup>rd</sup> St. Ste. G  
Tulsa, OK 74146  
918-828-0028  
918-828-0033 Fax



INTEGRATED TECHNOLOGY SOLUTIONS

---

### City Hall 1<sup>st</sup> Floor

- Furnish and install (1) RP10 Card reader, (1) 1" recessed door contact, (1) request to exit detector, and (1) electric strike at 4 locations.
- Furnish and install (1) RP10 Card reader (1) 1" recessed door contact, (1) request to exit detector, and (1) existing electric strike at 1 locations.
- Furnish and install (1) RP10 Card reader, Request to exit detector, (2) electric magnetic locks with push to exit button at 1 locations.
- Furnish and install (1) S2 6 portal Network Node with a 10AMP power distribution board in the IDF.

### City Hall 3<sup>rd</sup> Floor

- Furnish and install (1) RP10 Card reader, (1) 1" recessed door contact, (1) request to exit detector, and (1) electric strike at 7 locations.
- Furnish and install (1) S2 8 portal Network Node with a 10AMP power distribution board in the IDF.

### City Hall Basement Level

- Furnish and install (1) RP10 Card reader, (1) 1" recessed door contact, (1) request to exit detector, and (1) electric strike at 5 locations.
- Furnish and install (1) RP10 Card reader, (1) 1" recessed door contact, (1) request to exit detector, and (1) existing electric strike at 1 location.
- Furnish and install (1) RP10 Card reader, Request to exit detector, 1" recessed door contact and (2) electric latch retraction devices in existing crash bars at 1 locations.

---

**Houston**  
21755 IH-45, Bldg. 10  
Spring, TX 77388  
281-350-6096  
281-350-8295 Fax

**Austin**  
12217 Waters Park Rd.  
Austin, TX 78759  
512-835-6475  
512-835-6481 Fax

**Dallas**  
17817 Davenport Rd. Ste. 310  
Dallas, TX 75252  
972-818-7225  
972-818-7219 Fax

**San Antonio**  
4738 College Park  
San Antonio, TX 78249  
210-967-5700  
210-650-0088 Fax

**Edmond, OK**  
417 S. State St.  
Edmond, OK 73003  
405-715-1700  
405-715-1703 Fax

**Tulsa, OK**  
9006 E. 43<sup>rd</sup> St. Ste. G  
Tulsa, OK 74146  
918-828-0028  
918-828-0033 Fax



INTEGRATED TECHNOLOGY SOLUTIONS

---

- Furnish and install (3) S2 2 portal ACM boards into existing customer chassis & (1) S2 Micro Node with a 10AMP power distribution board in the IDF.

### **City Hall Development Services Bldg.**

- Furnish and install (1) RP10 Card reader, (1) 1" recessed door contact, (1) request to exit detector, and (1) electric strike at 4 locations.
- Furnish and install (1) S2 4 portal Network Node with a 10AMP power distribution board in the IDF.

### **Optional Pricing**

- Optional contingency pricing to provide and install failing and or broken hardware of \$5,000.00 can be added to be used at the discretion of the customer. Any and all work performed using this contingency must be approved in writing. Any monies not used from this contingency will be deducted from the original contract in the form of a deductive change order.

ELI assumes this work will be performed during normal business hours.

---

#### **Houston**

21755 IH-45, Bldg. 10  
Spring, TX 77388  
281-350-6096  
281-350-8295 Fax

#### **Austin**

12217 Waters Park Rd.  
Austin, TX 78759  
512-835-6475  
512-835-6481 Fax

#### **Dallas**

17817 Davenport Rd. Ste. 310  
Dallas, TX 75252  
972-818-7225  
972-818-7219 Fax

#### **San Antonio**

4738 College Park  
San Antonio, TX 78249  
210-967-5700  
210-650-0088 Fax

#### **Edmond, OK**

417 S. State St.  
Edmond, OK 73003  
405-715-1700  
405-715-1703 Fax

#### **Tulsa, OK**

9006 E. 43<sup>rd</sup> St. Ste. G  
Tulsa, OK 74146  
918-828-0028  
918-828-0033 Fax



INTEGRATED TECHNOLOGY SOLUTIONS

ELI Quotation Spreadsheet V2.6.6  
4/2/2015



## Project Pricing

INTEGRATED TECHNOLOGY SOLUTIONS

Product Description	Manufacturer	Manufacturer Part #	Quantity	Material		Labor		Total
				Unit	Extended	Unit	Extended	
One year Software Support Plan	S2	S2-SUSPEXP-S64	1	\$ 2,000.00	\$ 2,000.00	\$ 57.00	\$ 57.00	\$ 2,057.00
64 Portal Expansion	S2	S2-R64	1	\$ 3,125.00	\$ 3,125.00	\$ 57.00	\$ 57.00	\$ 3,182.00
System Programming, Testrig and Commissioning	ELI	ELI-SYS	1	\$ -	\$ -	\$ 114.00	\$ 114.00	\$ 114.00
<b>City Hall Basement</b>								
10AMP POWER ENCLOSURE 20X24X4.5	ACCU-TECH	FPO250-E4	2	\$ 290.63	\$ 581.25	\$ 114.00	\$ 228.00	\$ 809.25
VOLTAGE ADAPTER 12&24 VOLT	ACCU-TECH	B100	2	\$ 42.69	\$ 85.38	\$ 28.50	\$ 57.00	\$ 142.38
4 DC OUTPUTS (30V/20V/15V/12V) INDIVIDUALLY SELECTABLE	ACCU-TECH	D8	2	\$ 28.44	\$ 56.88	\$ 28.50	\$ 57.00	\$ 113.88
4 FUSED OUTPUTS (30V/20V/15V/12V) INDIVIDUALLY SELECTABLE	ACCU-TECH	C8	2	\$ 61.63	\$ 123.25	\$ 28.50	\$ 57.00	\$ 180.25
S2 ACM Board	S2	S2-ACM	3	\$ 492.50	\$ 1,477.50	\$ 114.00	\$ 342.00	\$ 1,819.50
HID RP-15 CARD READER	TRI-ED	910FTNNEK00000	6	\$ 192.50	\$ 1,155.00	\$ 57.00	\$ 342.00	\$ 1,497.00
12V 7 AH BATTERY	TRI-ED	TRIBD127	2	\$ 16.25	\$ 32.50	\$ 14.25	\$ 28.50	\$ 61.00
Quiet Duo ELR Kit	SDC	LR100SDCK	1	\$ 350.00	\$ 350.00	\$ 171.00	\$ 171.00	\$ 521.00
2 Portal Micro Node	S2	S2-NDMN	1	\$ 903.75	\$ 903.75	\$ 114.00	\$ 114.00	\$ 1,017.75
9600 Rim Strike	HES	9600-12/24-630	1	\$ 281.25	\$ 281.25	\$ 114.00	\$ 114.00	\$ 395.25
1" Recessed Door Contact	GE	1076-C	7	\$ 9.69	\$ 67.81	\$ 57.00	\$ 399.00	\$ 466.81
Electronic Strike 8000 Series	HES	800010403	4	\$ 134.31	\$ 537.25	\$ 114.00	\$ 456.00	\$ 993.25
Request to Exit Motion	Bosch	DS-DS160	6	\$ 66.13	\$ 396.75	\$ 57.00	\$ 342.00	\$ 738.75
<b>City Hall 1st Floor</b>								
10AMP POWER ENCLOSURE 20X24X4.5	ACCU-TECH	FPO250-E4	1	\$ 290.63	\$ 290.63	\$ 114.00	\$ 114.00	\$ 404.63
VOLTAGE ADAPTER 12&24 VOLT	ACCU-TECH	B100	1	\$ 42.69	\$ 42.69	\$ 28.50	\$ 28.50	\$ 71.19
4 DC OUTPUTS (30V/20V/15V/12V) INDIVIDUALLY SELECTABLE	ACCU-TECH	D8	1	\$ 28.44	\$ 28.44	\$ 28.50	\$ 28.50	\$ 56.94
4 FUSED OUTPUTS (30V/20V/15V/12V) INDIVIDUALLY SELECTABLE	ACCU-TECH	C8	1	\$ 61.63	\$ 61.63	\$ 28.50	\$ 28.50	\$ 90.13
ACCESS CONTROL COMPOSITE CABLE	CSC	CSCP-V 702790-04-19RL	1,000	\$ 0.70	\$ 700.00	\$ 1.71	\$ 1,710.00	\$ 2,410.00
6 portal S2 Network Node	S2	S2-NN-E6R-WM	1	\$ 2,571.25	\$ 2,571.25	\$ 456.00	\$ 456.00	\$ 3,027.25
HID RP-15 CARD READER	TRI-ED	910FTNNEK00000	6	\$ 192.50	\$ 1,155.00	\$ 57.00	\$ 342.00	\$ 1,497.00
12V 7 AH BATTERY	TRI-ED	TRIBD127	2	\$ 16.25	\$ 32.50	\$ 14.25	\$ 28.50	\$ 61.00
Quiet Duo ELR Kit	SDC	LR100SDCK	2	\$ 350.00	\$ 700.00	\$ 171.00	\$ 342.00	\$ 1,042.00
PNEUMATIC PUSH BUTTON	RCI	991E-PTD	1	\$ 191.25	\$ 191.25	\$ 114.00	\$ 114.00	\$ 305.25
310 Series Industrial Grade Strike	HES	310-23/4-240-630	1	\$ 387.50	\$ 387.50	\$ 114.00	\$ 114.00	\$ 501.50
9600 Rim Strike	HES	9600-12/24-630	1	\$ 281.25	\$ 281.25	\$ 114.00	\$ 114.00	\$ 395.25
Armored Door Card	Seco Alarm	SD-969-S18	2	\$ 22.50	\$ 45.00	\$ 28.50	\$ 57.00	\$ 102.00
Electronic Strike 8000 Series	HES	800010403	2	\$ 134.31	\$ 268.63	\$ 114.00	\$ 228.00	\$ 496.63
Request to Exit Motion	BOSCH	DS-DS160	6	\$ 66.13	\$ 396.75	\$ 57.00	\$ 342.00	\$ 738.75
3/4" RECESSED STEEL DOOR CONTACT	GE	1078-C	7	\$ 9.69	\$ 67.81	\$ 57.00	\$ 399.00	\$ 466.81

**Houston**  
21755 IH-45, Bldg. 10  
Spring, TX 77388  
281-350-6096  
281-350-8295 Fax

**Austin**  
12217 Waters Park Rd.  
Austin, TX 78759  
512-835-6475  
512-835-6481 Fax

**Dallas**  
17817 Davenport Rd. Ste. 310  
Dallas, TX 75252  
972-818-7225  
972-818-7219 Fax

**San Antonio**  
4738 College Park  
San Antonio, TX 78249  
210-967-5700  
210-650-0088 Fax

**Edmond, OK**  
417 S. State St.  
Edmond, OK 73003  
405-715-1700  
405-715-1703 Fax

**Tulsa, OK**  
9006 E. 43<sup>rd</sup> St. Ste. G  
Tulsa, OK 74146  
918-828-0028  
918-828-0033 Fax





INTEGRATED TECHNOLOGY SOLUTIONS

City Hall 3rd Floor								
10AMP POWER ENCLOSURE 20X24X4.5	ACCU-TECH	FPO250-E4	1	\$ 290.63	\$ 290.63	\$ 114.00	\$ 114.00	\$ 404.63
VOLTAGE ADAPTER 12&24 VOLT	ACCU-TECH	B100	1	\$ 42.69	\$ 42.69	\$ 28.50	\$ 28.50	\$ 71.19
8 DC OUTPUTS 12 OR 24 VOLT INDIVIDUALLY SELECTABLE	ACCU-TECH	D8	1	\$ 28.44	\$ 28.44	\$ 28.50	\$ 28.50	\$ 56.94
8 FUSED OUTPUTS 12 OR 24 INDIVIDUALLY SELECTABLE	ACCU-TECH	C8	1	\$ 61.63	\$ 61.63	\$ 28.50	\$ 28.50	\$ 90.13
ACCESS CONTROL COMPOSITE CABLE	CSC	CSCP-V 702790-04-1RL	1,000	\$ 0.70	\$ 700.00	\$ 1.14	\$ 1,140.00	\$ 1,840.00
8 portal S2 Network Node	S2	S2-NN-E8R-WM	1	\$ 3,082.50	\$ 3,082.50	\$ 456.00	\$ 456.00	\$ 3,538.50
HID RP-10 CARD READER	HID	910PTNNEK000000	7	\$ 192.50	\$ 1,347.50	\$ 57.00	\$ 399.00	\$ 1,746.50
12V 7 AH BATTERY	TRI-ED	TRIBD127	2	\$ 16.25	\$ 32.50	\$ 14.25	\$ 28.50	\$ 61.00
Electronic Strike 8000 Series	HES	800010403	7	\$ 134.31	\$ 940.19	\$ 114.00	\$ 798.00	\$ 1,738.19
Request to Exit Motion	BOSCH	DS-DS160	7	\$ 66.13	\$ 462.88	\$ 57.00	\$ 399.00	\$ 861.88
3/4" RECESSED STEEL DOOR CONTACT	GE	1078-C	7	\$ 9.69	\$ 67.81	\$ 57.00	\$ 399.00	\$ 466.81
Building Maint.								
10AMP POWER ENCLOSURE 20X24X4.5	ACCU-TECH	FPO250-E4	1	\$ 290.63	\$ 290.63	\$ 114.00	\$ 114.00	\$ 404.63
VOLTAGE ADAPTER 12&24 VOLT	ACCU-TECH	B100	1	\$ 42.69	\$ 42.69	\$ 28.50	\$ 28.50	\$ 71.19
8 DC OUTPUTS 12 OR 24 VOLT INDIVIDUALLY SELECTABLE	ACCU-TECH	D8	1	\$ 28.44	\$ 28.44	\$ 28.50	\$ 28.50	\$ 56.94
8 FUSED OUTPUTS 12 OR 24 INDIVIDUALLY SELECTABLE	ACCU-TECH	C8	1	\$ 61.63	\$ 61.63	\$ 28.50	\$ 28.50	\$ 90.13
2 portal S2 Network Node	S2	S2-NN-E2R-WM	1	\$ 1,548.75	\$ 1,548.75	\$ 342.00	\$ 342.00	\$ 1,890.75
HID RP-10 CARD READER	TRI-ED	910PTNNEK000000	2	\$ 192.50	\$ 385.00	\$ 57.00	\$ 114.00	\$ 499.00
12V 7 AH BATTERY	TRI-ED	TRIBD127	2	\$ 16.25	\$ 32.50	\$ 14.25	\$ 28.50	\$ 61.00
9600 Rim Strike	HES	9600-12/24-630	1	\$ 281.25	\$ 281.25	\$ 114.00	\$ 114.00	\$ 395.25
Electronic Strike 8000 Series	HES	800010403	1	\$ 134.31	\$ 134.31	\$ 114.00	\$ 114.00	\$ 248.31
Request to Exit Motion	BOSCH	DS-DS160	2	\$ 66.13	\$ 132.25	\$ 57.00	\$ 114.00	\$ 246.25
3/4" RECESSED STEEL DOOR CONTACT	GE	1078-C	2	\$ 9.69	\$ 19.38	\$ 57.00	\$ 114.00	\$ 133.38
Development Services								
10AMP POWER ENCLOSURE 20X24X4.5	ACCU-TECH	FPO250-E4	1	\$ 290.63	\$ 290.63	\$ 114.00	\$ 114.00	\$ 404.63
VOLTAGE ADAPTER 12&24 VOLT	ACCU-TECH	B100	1	\$ 42.69	\$ 42.69	\$ 28.50	\$ 28.50	\$ 71.19
8 DC OUTPUTS 12 OR 24 VOLT INDIVIDUALLY SELECTABLE	ACCU-TECH	D8	1	\$ 28.44	\$ 28.44	\$ 28.50	\$ 28.50	\$ 56.94
8 FUSED OUTPUTS 12 OR 24 INDIVIDUALLY SELECTABLE	ACCU-TECH	C8	1	\$ 61.63	\$ 61.63	\$ 28.50	\$ 28.50	\$ 90.13
ACCESS CONTROL COMPOSITE CABLE	CSC	CSCP-V 702790-04-1RL	500	\$ 0.70	\$ 350.00	\$ 1.71	\$ 855.00	\$ 1,205.00
4 portal S2 Network Node	S2	S2-NN-E4R-WM	1	\$ 2,058.75	\$ 2,058.75	\$ 342.00	\$ 342.00	\$ 2,400.75
HID RP-10 CARD READER	TRI-ED	910PTNNEK000000	4	\$ 192.50	\$ 770.00	\$ 57.00	\$ 228.00	\$ 998.00
12V 7 AH BATTERY	TRI-ED	TRIBD127	2	\$ 16.25	\$ 32.50	\$ 14.25	\$ 28.50	\$ 61.00
9600 Rim Strike	HES	9600-12/24-630	3	\$ 281.25	\$ 843.75	\$ 114.00	\$ 342.00	\$ 1,185.75
9400 Rim Strike	HES	9400-12/24-630	1	\$ 281.25	\$ 281.25	\$ 114.00	\$ 114.00	\$ 395.25
Request to Exit Motion	BOSCH	DS-DS160	4	\$ 66.13	\$ 264.50	\$ 57.00	\$ 228.00	\$ 492.50
3/4" RECESSED STEEL DOOR CONTACT	GE	1078-C	4	\$ 9.69	\$ 38.75	\$ 57.00	\$ 228.00	\$ 266.75
700 Series Steel Raceway	Wiremold	700WH	12	\$ 1.56	\$ 18.75	\$ 57.00	\$ 684.00	\$ 702.75
Steel Shallow Box	Wiremold	V5747	12	\$ 6.24	\$ 74.85	\$ 28.50	\$ 342.00	\$ 416.85
700 coupling fitting	Wiremold	5701	12	\$ 0.65	\$ 7.80	\$ -	\$ -	\$ 7.80
Supporting Clip Fitting	Wiremold	5703WH	12	\$ 0.55	\$ 6.60	\$ -	\$ -	\$ 6.60
Miscellaneous Supplies, Equipment and Consumables, Travel	ELI	ELI-MISC	1	\$ 2,625.00	\$ 2,625.00	\$ 1,824.00	\$ 1,824.00	\$ 4,449.00
System Programming, Testing and Commissioning	ELI	ELI-SYS	1	\$ -	\$ -	\$ 1,140.00	\$ 1,140.00	\$ 1,140.00
				\$ -	\$ 36,203.39		\$ 20,035.50	

Project Pricing

Material Total	\$ 36,203.39
Labor Total	\$ 20,035.50
Expenses	\$ 4,433.33
Sub Total	\$ 60,672.22
Taxes	\$ 3,962.08
Bonding	\$ -
Project Total	\$ 64,634.30

Optional Pricing Approval

1. 5,000,00 Contingency Approved By \_\_\_\_\_

Project Pricing to include contingency **\$69,634.30**

**Houston**

21755 IH-45, Bldg. 10  
Spring, TX 77388  
281-350-6096  
281-350-8295 Fax

**Austin**

12217 Waters Park Rd.  
Austin, TX 78759  
512-835-6475  
512-835-6481 Fax

**Dallas**

17817 Davenport Rd. Ste. 310  
Dallas, TX 75252  
972-818-7225  
972-818-7219 Fax

**San Antonio**

4738 College Park  
San Antonio, TX 78249  
210-967-5700  
210-650-0088 Fax

**Edmond, OK**

417 S. State St.  
Edmond, OK 73003  
405-715-1700  
405-715-1703 Fax

**Tulsa, OK**

9006 E. 43<sup>rd</sup> St. Ste. G  
Tulsa, OK 74146  
918-828-0028  
918-828-0033 Fax



INTEGRATED TECHNOLOGY SOLUTIONS

---

All pricing is valid for a period of thirty (30) days from the date of this proposal.

## Assumptions

Electra Link, Inc. has not included any network or voice equipment in this proposal. It is assumed others will provide and install all network equipment.

If required, customer will provide all installation personnel with access badges, keys, and or escorts in order to perform the work in a timely manner.

Customer will have a designated Project Manager to answer any/all questions that might arise during the project installation.

Customer will provide area, of adequate size, for storage of materials.

Return trips for operational verification, of other vendor's equipment, will be at billable rates should there be no fault found with the cabling installation.

Any customer requested work and or materials beyond the original scope of work described in this proposal and or the "Proposal Attachment" is subject to additional charges.

Delays due to: closings, material unavailability, limited access, or other events, which are the result of the customer, will be billed per hour for every hour the delay exists.

Electrical power is to be supplied by others and will be available throughout the duration of this project.

If you would like to discuss the response, please call me at 512-835-6475. Thank you again for the opportunity.

Sincerely,



*Forrest Duncan*

---

<b>Houston</b> 21755 IH-45, Bldg. 10 Spring, TX 77388 281-350-6096 281-350-8295 Fax	<b>Austin</b> 12217 Waters Park Rd. Austin, TX 78759 512-835-6475 512-835-6481 Fax	<b>Dallas</b> 17817 Davenport Rd. Ste. 310 Dallas, TX 75252 972-818-7225 972-818-7219 Fax	<b>San Antonio</b> 4738 College Park San Antonio, TX 78249 210-967-5700 210-650-0088 Fax	<b>Edmond, OK</b> 417 S. State St. Edmond, OK 73003 405-715-1700 405-715-1703 Fax	<b>Tulsa, OK</b> 9006 E. 43 <sup>rd</sup> St. Ste. G Tulsa, OK 74146 918-828-0028 918-828-0033 Fax
---	--	---	--	---	--





INTEGRATED TECHNOLOGY SOLUTIONS

---

**Estimator/Designer**

**512-835-6475**

**[fduncan@electralink.com](mailto:fduncan@electralink.com)**

---

**Houston**

21755 IH-45, Bldg. 10  
Spring, TX 77388  
281-350-6096  
281-350-8295 Fax

**Austin**

12217 Waters Park Rd.  
Austin, TX 78759  
512-835-6475  
512-835-6481 Fax

**Dallas**

17817 Davenport Rd. Ste. 310  
Dallas, TX 75252  
972-818-7225  
972-818-7219 Fax

**San Antonio**


4738 College Park  
San Antonio, TX 78249  
210-967-5700  
210-650-0088 Fax

**Edmond, OK**

417 S. State St.  
Edmond, OK 73003  
405-715-1700  
405-715-1703 Fax

**Tulsa, OK**

9006 E. 43<sup>rd</sup> St. Ste. G  
Tulsa, OK 74146  
918-828-0028  
918-828-0033 Fax

City of Fayetteville - Purchase Order Request (PO)						Requisition No.:	Date:	
(Not a Purchase Order) All PO Requests shall be scanned to the Purchasing e-mail: Purchasing@fayetteville-ar.gov. Purchase shall not be made until an actual PO has been issued.						4/3/2015		
Vendor #: 22004						Vendor Name: Electralink, Inc.		
Address: 9906 E. 43rd Street, Suite G						FOB Point:		Mail <input type="checkbox"/> Yes <input type="checkbox"/> No
City: Tulsa						State: OK		Legistar#: 2015-0175
Requester: Chris Doughty						Requester's Employee #: 2082		Expected Delivery Date:
						Extension: 8306		
						Taxable <input type="checkbox"/> Yes <input type="checkbox"/> No		
						Zip Code: 74146		Quotes Attached <input type="checkbox"/> Yes <input type="checkbox"/> No
						Ship to code:		
						Account Number		Inventory #
						Project.Sub#		Fixed Asset #
1	Access Control System - Downtown	1	EA	\$69,634.30	\$69,634.30	4470 9470 5801.00	02056.1501	
2					\$0.00			
3					\$0.00			
4					\$0.00			
5					\$0.00			
6					\$0.00			
7					\$0.00			
8					\$0.00			
9					\$0.00			
10					\$0.00			
*	Shipping/Handling		Lot		\$0.00			
Special Instructions: Tax included in quote						Subtotal: \$69,634.30		
						Tax: _____		
						Total: \$69,634.30		
Approvals:								
Mayor: _____			Department Director: _____			Purchasing Manager: _____		
Chief Financial Officer: _____			Budget Director: _____			IT Director: 		
Dispatch Manager: _____			Utilities Manager: _____			Other: _____		

**RESOLUTION NO. 90-14**

A RESOLUTION TO AMEND RESOLUTION NO. 218-13 TO APPROVE A CHANGE ORDER AND AUTHORIZE A PAYMENT IN THE AMOUNT OF \$3,451.74 TO ROYAL COMMUNICATIONS, INC. FOR PHASE ONE OF THE ACCESS CONTROL PROJECT; TO AUTHORIZE A PAYMENT OF \$25,459.11 TO ROYAL COMMUNICATIONS, INC. FOR EQUIPMENT ALREADY PURCHASED FOR PHASE TWO; TO CANCEL THE EXISTING CONTRACT WITH ROYAL COMMUNICATIONS, INC. FOR PHASES TWO AND THREE; TO APPROVE A CONTRACT WITH ELECTRA LINK, INC. THROUGH RFP 13-11 FOR PHASES TWO AND THREE OF THE ACCESS CONTROL PROJECT IN THE TOTAL AMOUNT OF \$42,206.00; TO AUTHORIZE A TEN PERCENT (10%) PROJECT CONTINGENCY; AND TO APPROVE A BUDGET ADJUSTMENT

**BE IT RESOLVED BY THE CITY COUNCIL OF THE CITY OF FAYETTEVILLE, ARKANSAS:**

Section 1. That the City Council of the City of Fayetteville, Arkansas hereby approves a change order and authorizes payment to Royal Communications, Inc., in the amount of \$3,451.74 for Phase One of the Access Control Project.

Section 2. That the City Council of the City of Fayetteville, Arkansas hereby authorizes a payment of \$25,459.11 to Royal Communications, Inc. for equipment already purchased for installation at the Recycling and Trash Collection Division.

Section 3. That the City Council of the City of Fayetteville, Arkansas, hereby cancels the existing contract with Royal Communications, Inc. pursuant to Section 6 of that contract.

Section 4. That the City Council of the City of Fayetteville, Arkansas hereby approves a contract with Electra Link, Inc. through RFP 13-11 to complete Phase Two and Phase Three of the Access Control Project in the total amount of \$42,206.00 and further approves a ten percent (10%) project contingency for each phase.

Section 5. That the City Council of the City of Fayetteville, Arkansas hereby approves a budget adjustment, a copy of which is attached hereto as Exhibit "A".

PASSED and APPROVED this 6<sup>th</sup> day of May, 2014.

APPROVED:

ATTEST:

By:   
LIONEL JORDAN, Mayor

By:   
SONDRA E. SMITH, City Clerk/Treasurer



City of Fayetteville Item Review Form

2014-0196

Legistar File Number

05/06/14

City Council Meeting Date - Agenda Item Only  
N/A for Non-Agenda Item

Dale Vanderford

Submitted By

Information Technology

Department

Action Required:

Amendment of Resolution# 218-13 to cancel an existing contract with Royal Communications, Inc. after a change order and final payment in the amount of \$65,539.85 and approving a contract with Electra Link, Inc. through RFP 13-11, for Phase 2 and Phase 3 for installation for the Recycling and Trash Collection Division (Phase 2) and Fayetteville Executive Airport (Phase 3), authorizing a 10% contingency and approving a budget adjustment.

Does this item have a cost?  Yes

\$111,966.85

Cost of this request

\$111,966.85

Category or Project Budget

PD, Solid Waste, Aviation

Program or Project Name

various

Account Number

\$0.00

Funds Used to Date

PD, Solid Waste, Aviation

Program or Project Category

various

Project Number

\$0.00

Remaining Balance

PD, Solid Waste, Aviation

Fund Name

Budgeted Item?  Yes

Budget Adjustment Attached?  Yes

V20130812

Previous Ordinance or Resolution # 128-13

Original Contract Number. N/A



Comments:

This request includes a final payment of \$40,080.74 from PD and \$25,459.11 from Recycling and Trash resulting in a final total payment to Royal Communications in the amount of \$65,539.85. The revised contract amount for Recycling & Trash Collection totals \$31,753 for Phase 2 and Fayetteville Executive Airport for \$10,453 for Phase 3 to install an access control and security system, plus a 10% contingency for each phase.

*[Signature]* 4/22/14

Paul a. Baker 7-22-2017

*[Signature]*

*[Signature]* 4/22/14



## CITY COUNCIL AGENDA MEMO

**MEETING DATE:** 05/06/2014

**TO:** Fayetteville City Council and Mayor Lioneld Jordan

**THRU:** Don Marr, Chief of Staff

**FROM:** Dale Vanderford

**DATE:** Friday, April 18, 2014

**SUBJECT:** Amendment of Resolution 218-13 through RFP 13-11

---

### RECOMMENDATION:

Amend Resolution 218-13 to (1) approve a change order and authorize a payment in the amount of \$3,451.74 with Royal Communications, Inc. (2) authorize a payment of \$25,459.11 for equipment ordered for the Recycling and Trash Collection Division, (3) cancel the existing contract with Royal Communications, Inc., and (4) approve a contract with Electra Link, Inc. through RFP 13-11, for Phase 2 at the Recycling and Trash Collection Division (\$31,752 plus 10% project contingency) and Phase 3 at the Fayetteville Executive Airport (10,452.09 plus 10% project contingency) for the installation of a new access control and security system, authorizing a 10% contingency, and approving a budget adjustment. The contract as presented also includes authorization for Electra Link, Inc. to do additional projects on an as needed basis for the next four (4) years.

### BACKGROUND:

The City advertised for RFP 13-11, Access Control and Security System in July 2013. Proposals were received in August 2013 and a total of three firms responded. The selection committee voted to Royal Communications, Inc. first and Electra Link, Inc. second.

In November 2013, the City passed Resolution 218-13 and approved a contract with Royal Communications, Inc. for three (3) initial phases of work plus additional work as needed for up to five (5) years.

The contract approved by City Council included a clause stating "This contract may be terminated without penalty by the City of Fayetteville or Royal Communications, Inc. with thirty (30) days written notice." On Tuesday, April 08, 2014, the City sent written notice via e-mail to Royal Communications, Inc. informing its decision to cancel the contract under the stated clause.

Royal Communications, Inc. completed Phase 1 for the Fayetteville Police Department. Due to the fact that Royal Communications, Inc. had already ordered equipment for Phase 2, Recycling and Trash Collection, the City recommends purchasing the equipment ordered from Royal Communications, Inc. and providing it to Electra Link, Inc. for installation. Below is a summary of



final payments due to Royal Communications, Inc. and new contract amounts with Electra Link, Inc. The charts below do not include the 10% contingency amounts which are also being requested for each phase.

Royal Communications Summary of Final Payments Due		
Police Department	Original Contract Amount - Police Dept.	\$ 61,629.00
	+Change Order #1 - Police Dept.	\$ 3,451.74
	-Less Payment Made	\$ 25,000.00
	<b>Total Due from Police Dept.</b>	<b>\$ 40,080.74</b>
Recycling & Trash Collection	Recycling & Trash - Equipment Purchased	\$ 25,459.11
	-Less Payments Made	\$ -
	<b>Total Due from Recycling &amp; Trash Collection</b>	<b>\$ 25,459.11</b>
<b>TOTAL DUE</b>	<b>Total Amount Due to Royal Communications</b>	<b>\$ 65,539.85</b>

Electra Link, Inc. Summary of Phase 2 and Phase 3		
Phase 2 - Recycling & Trash Collection	Original Price	\$ 65,044.36
	- Less Adjustment for City supplied equipment	\$ 33,291.40
	<b>Total Bid Amount: Phase 2</b>	<b>\$ 31,752.96</b>
Phase 3 - Airport	Original Price	\$ 10,452.09
	- Less Adjustment for City supplied equipment	\$ -
	<b>Total Bid Amount: Phase 3</b>	<b>\$ 10,452.09</b>

**DISCUSSION:**

Amending Resolution 218-13 to award a contract with Electra Link, Inc. will allow the City to move forward with the needed access control and security system for the Recycling and Trash Collection Division, Fayetteville Executive Airport, and other projects as needed for approximately the next four (4) years.

**BUDGET/STAFF IMPACT:**

A budget adjustment is attached to cover additional expenses for the Recycling & Trash Collection Division and Fayetteville Executive Airport. Any additional individual project over \$20,000 will be presented for approval by the Fayetteville City Council.

RESOLUTION NO. \_\_\_\_\_

A RESOLUTION TO AMEND RESOLUTION NO. 218-13 TO APPROVE A CHANGE ORDER AND AUTHORIZE A PAYMENT IN THE AMOUNT OF \$3,451.74 TO ROYAL COMMUNICATIONS, INC. FOR PHASE ONE OF THE ACCESS CONTROL PROJECT; TO AUTHORIZE A PAYMENT OF \$25,459.11 TO ROYAL COMMUNICATIONS, INC. FOR EQUIPMENT ALREADY PURCHASED FOR PHASE TWO; TO CANCEL THE EXISTING CONTRACT WITH ROYAL COMMUNICATIONS, INC. FOR PHASES TWO AND THREE; TO APPROVE A CONTRACT WITH ELECTRA LINK, INC. THROUGH RFP 13-11 FOR PHASES TWO AND THREE OF THE ACCESS CONTROL PROJECT IN THE TOTAL AMOUNT OF \$42,206.00; TO AUTHORIZE A TEN PERCENT (10%) PROJECT CONTINGENCY; AND TO APPROVE A BUDGET ADJUSTMENT

**BE IT RESOLVED BY THE CITY COUNCIL OF THE CITY OF FAYETTEVILLE, ARKANSAS:**

Section 1. That the City Council of the City of Fayetteville, Arkansas hereby approves a change order and authorizes payment to Royal Communications, Inc., in the amount of \$3,451.74 for Phase One of the Access Control Project.

Section 2. That the City Council of the City of Fayetteville, Arkansas hereby authorizes a payment of \$25,459.11 to Royal Communications, Inc. for equipment already purchased for installation at the Recycling and Trash Collection Division.

Section 3. That the City Council of the City of Fayetteville, Arkansas, hereby cancels the existing contract with Royal Communications, Inc. pursuant to Section 6 of that contract.

Section 4. That the City Council of the City of Fayetteville, Arkansas hereby approves a contract with Electra Link, Inc. through RFP 13-11 to complete Phase Two and Phase Three of the Access Control Project in the total amount of \$42,206.00 and further approves a ten percent (10%) project contingency for each phase.

Section 5. That the City Council of the City of Fayetteville, Arkansas hereby approves a budget adjustment, a copy of which is attached hereto as Exhibit "A".

**PASSED and APPROVED** this 6<sup>th</sup> day of May, 2014.

APPROVED:

ATTEST:

By: \_\_\_\_\_  
**LIONELD JORDAN, Mayor**

By: \_\_\_\_\_  
**SONDRA E. SMITH, City Clerk/Treasurer**

**RESOLUTION NO. 218-13**

A RESOLUTION AUTHORIZING THE FIRST THREE PHASES OF RFP #13-11 WITH ROYAL COMMUNICATIONS, INC. FOR ACCESS CONTROL SYSTEM INSTALLATION FOR THE POLICE DEPARTMENT, SOLID WASTE AND RECYCLING AND FAYETTEVILLE EXECUTIVE AIRPORT-DRAKE FIELD, AUTHORIZING A TEN PERCENT (10%) PROJECT CONTINGENCY, AND APPROVING A BUDGET ADJUSTMENT

**BE IT RESOLVED BY THE CITY COUNCIL OF THE CITY OF FAYETTEVILLE, ARKANSAS:**

Section 1: That the City Council of the City of Fayetteville, Arkansas hereby authorizes the first three phases of RFP #13-11 with Royal Communications, Inc. for access control system installation for the Police Department, Solid Waste and Recycling and Fayetteville Executive Airport-Drake Field, and further authorizes a ten percent (10%) project contingency.

Section 2: That the City Council of the City of Fayetteville, Arkansas hereby approves a budget adjustment, a copy of which is attached to this Resolution as Exhibit "A".

**PASSED and APPROVED** this 5<sup>th</sup> day of November, 2013.

APPROVED:

ATTEST:

By:

  
LIONELD JORDAN, Mayor

By:

  
SONDRA E. SMITH, City Clerk/Treasurer



# Royal COMMUNICATIONS

# INVOICE

Invoice Number: 7725A  
 Invoice Date: Mar 25, 2014

P.O. BOX 475  
 ALEXANDER, AR 72002

Voice: 501-978-7492  
 Fax: 501-978-7493

**Bill To:**  
 CITY OF FAYETTEVILLE  
 113 W. MOUNTAIN  
 FAYETTEVILLE, AR 72701

**Ship to:**  
 CITY OF FAYETTEVILLE  
 RFP#13-11  
 FAYETTEVILLE, AR 72701  
 OUR JOB #RC-930

<b>Customer ID</b>	<b>Customer PO</b>	<b>Payment Terms</b>	
CITY OF FAYETTEVILLE	13-526	NET 30	
<b>Sales Rep ID</b>	<b>Shipping Method</b>	<b>Ship Date</b>	<b>Due Date</b>
			4/24/14

Quantity	Item	Description	Unit Price	Amount
		CONTRACT PRICE FOR ACCESS CONTROL FOR POLICE STATION		61,629.00
		\$61,629.00		
		CONTINGENCY ITEMS: ONE RACK MOUNT POWER SUPPLY CHANGED FROM WALL MOUNT		786.00
		ONE ADDITIONAL RACK MOUNT BATTERY ENCLOSURE		388.00
		s2 MICRONODE		936.28
		TWO 12 VOLT DC DOOR STRIKES CHANGED FROM THE 24 VOLT @ \$174.00 EACH		348.00
		FOUR ADDITIONAL 12 VOLT 7 AM HOUR BATTERIES @ \$19.71 EACH		78.84
		ONE EXTRA COMPOSITE CABLE PULLED FOR FUTURE USE		104.62
		LABOR HOURS TO INSTALL ABOVE ITEMS 18 @ \$45.00 EA		810.00
		LESS PAYMENT RECEIVED OF \$25,000.00		-25,000.00
		<b>Subtotal</b>		<b>40,080.74</b>
		<b>Sales Tax</b>		
		<b>Total Invoice Amount</b>		<b>40,080.74</b>
		<b>Payment/Credit Applied</b>		
		<b>TOTAL</b>		<b>40,080.74</b>

*Change order #11  
 = \$3,451.74*

Check/Credit Memo No:

## Foren, Andrea

---

**From:** Doughty, Chris  
**Sent:** Tuesday, April 08, 2014 2:30 PM  
**To:** Greg Powell; mfleharty@royalc.net  
**Cc:** Vanderford, Dale; Foren, Andrea; Pennington, Blake; Hendricks, Devon; Brown, William; Marr, Don; Becker, Paul; Vice, Peggy  
**Subject:** RE: Solid Waste Access Control and Camera install

**Follow Up Flag:** Follow up  
**Flag Status:** Flagged

Good Afternoon.

This email is to serve as notice that we are exercising our right under Section 6 of the contract that was executed in October 2013, relating to RFP 13-11 "Access Control and Security Systems". We have elected to invoke the "30-day intent to cancel without cause" provision of the contract. Please be informed that this contract will be cancelled effective 5/8/2014. No additional work beyond completion of the PD project is authorized henceforth.

Recognizing that materials were procured for the subsequent project in Solid Waste that we do not wish for Royal to complete, please prepare an invoice for the S2 and/or any other project specific materials (minus universal equipment i.e. readers, cabling, strikes, pir, etc.) using the agreed upon discounts/markups and make arrangements for delivery to me at the City of Fayetteville. I can be reached at this email address or at 479-575-8306.

I have the invoice for the remainder of the Police Department project and will get that processed as soon as PD indicates all items have been completed. I want to make sure our obligation is completely satisfied and get you paid as quickly as possible.

Sincerely,

**Chris Doughty**  
Network Engineer  
Information Technology  
City of Fayetteville, Arkansas  
479.575.8306 | Mobile: 479.879.2029  
[Website](#) | [Facebook](#) | [Twitter](#) | [YouTube](#)



**From:** Greg Powell [mailto:gpowell@royalc.net]  
**Sent:** Tuesday, April 08, 2014 8:23 AM



**To:** Doughty, Chris

**Subject:** Solid Waste Access Control and Camera install

Chris,

When can we start the install for the Access Control and Cameras for Solid Waste? I have equipment that is ready for installation.

Thanks,

Greg Powell

Royal Communications

501-978-7492 Little Rock Office

479-725-0444 Springdale Office

501-993-4084 Cell

Reference: RFP 13-11, Access Control and Security System

Awarded Vendor: Electra Link, Inc.

Term: 1 year with 3 automatic renewal options

This contract executed this \_\_\_\_\_ day of \_\_\_\_\_, 2014, between the City of Fayetteville, Arkansas, and Electra Link, Inc. In consideration of the mutual covenants contained herein, the parties agree as follows:

1. Electra Link, Inc. at its own cost and expense shall furnish all labor, materials, supplies, machinery, equipment, tools, supervision, bonds, insurance, tax permits, and all other accessories and services necessary to complete items per RFP 13-11 as stated in Electra Link, Inc. proposal, and in accordance with specifications attached hereto and made a part hereof under RFP 13-11.
2. The City of Fayetteville shall pay Electra Link, Inc. based on its proposal form in pricing as shown in RFP response and attached to this contract. Payments will be made after approval and acceptance of work, submission of detailed invoice, and submission of certified payroll. Payments will be made within a maximum 30 days after acceptance of invoice. Electra Link, Inc. agrees to make detailed invoicing related documentation available to the City upon request (for example, during a post-award audit), including but not limited to actual cost of material, etc.
3. It is explicitly understood and agreed to by Electra Link, Inc. and the City of Fayetteville that the total amount of funding that the City of Fayetteville may use for this and four other similar contracts must be pre-approved by the Fayetteville City Council for all individual projects exceeding \$20,000.00. The City will order any work to be done by Electra Link, Inc. by issuing a Purchase Order for such work or project which shall be the City's assurance that sufficient funds remain to pay for such work or project. Electra Link, Inc. shall not start work on any project unless and until it receives the City's Purchase Order for such work or project. No project shall be initiated over \$20,000 without a valid and stamped 100% performance and payment bond.
4. The Contract documents which comprise this contract between the City of Fayetteville and Electra Link, Inc. consist of this Contract and the following documents attached hereto, and made a part hereof:
  - A. Request for Proposal identified RFP 13-11 with all addendums, specifications & conditions.
  - B. Electra Link, Inc. proposal response, including mark up on materials and hourly rates.
5. These Contract documents constitute the entire agreement between the City of Fayetteville and Electra Link, Inc. and may be modified only by a duly executed written instrument signed by the City of Fayetteville and Electra Link, Inc.
6. Electra Link, Inc. shall not assign its duties under the terms of this agreement.
7. Electra Link, Inc. agrees to hold the City of Fayetteville harmless and indemnify the City of Fayetteville, against any and all claims for property damage, personal injury or death, arising from performance of this contract. This clause shall not in any form or manner be construed to waive that tort immunity set forth under Arkansas Law.
  - a. Arkansas Department of Labor Prevailing Wage Rates - Electra Link, Inc. agrees to pay wage rates issued by the Arkansas Department of Labor for all projects exceeding \$75,000.
8. Electra Link, Inc. shall furnish a certificate of insurance addressed to the City of Fayetteville, showing that he carries the following insurance which shall be maintained throughout the term of the Contract. Any work sublet, the contractor shall require the subcontractor similarly to provide worker's compensation insurance. In case any employee engaged in work on the project under this contract is not protected under Worker's Compensation Insurance, Electra Link, Inc. shall provide and shall cause each Subcontractor to provide adequate employer's liability insurance for the protection of such of his employees as are not otherwise protected.

City of Fayetteville, Arkansas

Contract: RFP 13-11, Access Control and Security System

Page 1 of 2

Worker's Compensation

Statutory Amount

Comprehensive General &  
Automobile Insurance

Bodily Injury Liability

\$500,000 for each person injured.  
\$1,000,000 for each accident.

Property Damage Liability

\$500,000 aggregate.

The premiums for all insurance and the bond required herein shall be paid by Electra Link, Inc.

9. Electra Link, Inc. to furnish proof of licensure and permits as required by all local and state agencies.
10. This contract may be terminated without penalty by the City of Fayetteville or Electra Link, Inc. with thirty (30) days written notice.
11. Freedom of Information Act: City of Fayetteville contracts and documents prepared while performing city contractual work are subject to the Arkansas Freedom of Information Act. If a Freedom of Information Act request is presented to the City of Fayetteville, the contractor will do everything possible to provide the documents in a prompt and timely manner as prescribed in the Arkansas Freedom of Information Act (A.C.A. 25-19-101 et. Seq.). Only legally authorized photocopying costs pursuant to the FOIA may be assessed for this compliance.
12. Changes in Scope or Price: Changes, modifications, or amendments in scope, price or fees to this contract shall not be allowed without a prior formal contract amendment approved by the Mayor and the City Council in advance of the change in scope, cost or fees.

ELECTRA LINK, INC.

CITY OF FAYETTEVILLE, ARKANSAS


By: Dale Pearson

\_\_\_\_\_

Dale Pearson C.O.O.  
Printed Name & Title

LIONELD JORDAN, Mayor

ATTEST:

  
Company Secretary

ATTEST:

\_\_\_\_\_  
Sondra Smith, City Clerk

21755 IH-45 BLDG#10  
Business Address

Date Signed: \_\_\_\_\_

Spring tx 77388  
City, State & Zip Code

Date Signed: \_\_\_\_\_

# RFP 13-11, Addendum 4



**Date:** Monday, August 12, 2013

**To:** All Prospective Vendors

**From:** Andrea Foren, CPPO, CPPB – 479.575.8220 – [aforen@ci.fayetteville.ar.us](mailto:aforen@ci.fayetteville.ar.us)

**RE:** RFP 13-11, Access Control and Security System

This addendum is hereby made a part of the contract documents to the same extent as though it were originally included therein. Bidders should indicate their receipt of same in the appropriate section of the RFP. Failure to do so may subject Proposer to disqualification.

- **RFP 13-11 has the following modifications and clarifications listed below:**

1. **Modification on Section F: Proposal Pricing Form**

- a. All Proposers shall include licensing badging in items A5 and A6, respectively.

- i. **Reference Pricing Proposal Form issued with Addendum 3; Line Item A5 is hereby modified to read:** Licensing and badging costs for upgrading from 16 to 64 portals.

- ii. **Reference Pricing Proposal Form issued with Addendum 3; Line Item A5 is hereby modified to read:** Licensing and badging costs for upgrading from 16 to 128 portals.

2. Proposers are required to send only one copy of MSRP retail pricing sheets. Proposal submittal requirements are modified to the following:

- a. All Proposers shall submit ten (10) sets of their proposal as well as one (1) electronic copy on a properly labeled CD or other electronic media device; **however, Proposers only need submit one (1) hard copy of any MSRP retail pricing sheets. Current MSRP retail pricing sheets shall be included in the electronic copy.** The use of Adobe PDF documents is strongly recommended. Files contained on the electronic media shall not be restricted against saving or printing. The electronic copy shall include an electronic replica of all papers submitted. Electronic copies shall not be submitted via e-mail.

# RFP 13-11, Addendum 3



**Date:** Thursday, August 08, 2013

**To:** All Prospective Vendors

**From:** Andrea Foren, CPPB, CPPO – 479.575.8220 – [aforen@ci.fayetteville.ar.us](mailto:aforen@ci.fayetteville.ar.us)

**RE:** RFP 13-11, Access Control and Security System

This addendum is hereby made a part of the contract documents to the same extent as though it were originally included therein. Bidders should indicate their receipt of same in the appropriate section of the RFP. Failure to do so may subject Proposer to disqualification.

• **RFP 13-11 has the following modifications and clarifications listed below:**

1. **Section F: Proposal Pricing Form is hereby replaced and attached.** All Proposers shall use the revised pricing forms **provided in Addendum 3**. Failure to correctly submit accurate pricing forms can result in Proposal rejection.
2. Revision of the Proposal Pricing Form includes the following changes:
  - a. Line A1 for Police Department: **Portal Licensing removed**; PRICE PROPOSED FOR LINE ITEM A1 SHALL NOT INCLUDE ADDITIONAL PORTAL LICENSING.
  - b. Line A2 for Solid Waste: **Portal Licensing removed**; PRICE PROPOSED FOR LINE ITEM A2 SHALL NOT INCLUDE ADDITIONAL PORTAL LICENSING.
  - c. Line A3 for Airport: **Portal Licensing removed, add Feature Licenses**; PRICE PROPOSED FOR LINE ITEM A3 SHALL NOT INCLUDE ADDITIONAL PORTAL LICENSING.
  - d. **Line A5 added: Licensing cost for upgrading from 16 to 64 portals.** The City will evaluate portal needs and make a decision on which package to purchase. The City intends to purchase Line A5 or Line A6.
  - e. **Line A6 added: Licensing cost for upgrading from 16 to 128 portals.** The City will evaluate portal needs and make a decision on which package to purchase. The City intends to purchase Line A5 or Line A6.

City of Fayetteville  
RFP 13-11, Access Control and Security System  
**SECTION F: Proposal Pricing Form – Revised per Addendum 3**

All Proposers shall provide documentation clearly outlining total cost for each project per the attached "Proposal Pricing Form". Failure to submit the required "Proposal Pricing Form" could result in your proposal being rejected as non-responsive. All Proposers shall submit an MSRP sheet for all system components. Failure to submit the required MSRP retail pricing could result in your proposal being rejected as non-responsive.

State of Arkansas Contractors License Number: \_\_\_\_\_

Schedule A: Projects to be completed immediately upon contract award.					
Proposal Pricing Form, Addendum 3					
Item#	Location	Total Turn Key Price*	% Discount off MSRP for Additional Items outside of spec**	Hourly Installation Rate - Primary Installer (per hour)***	Hourly Installation Rate - Installation Assistant (per hour)****
A1	Police Department, all 4 locations: (including but not limited to all hardware, installation, configuration, partitioning, training, 5% bid bond, 100% performance and payment bond, etc.) PRICE SHALL NOT INCLUDE ADDITIONAL PORTAL LICENSING	\$ _____	_____ % off	\$ _____ per hour	\$ _____ per hour
A2	Solid Waste & Recycling: (including but not limited to all hardware, installation, configuration, and training, 5% bid bond, 100% performance and payment bond, etc.) PRICE SHALL NOT INCLUDE ADDITIONAL PORTAL LICENSING	\$ _____	_____ % off	\$ _____ per hour	\$ _____ per hour
A3	Airport: (including but not limited to all hardware, installation, configuration, and training, 5% bid bond, 100% performance and payment bond, Feature Licenses, etc.) PRICE SHALL NOT INCLUDE ADDITIONAL PORTAL LICENSING	\$ _____	_____ % off	\$ _____ per hour	\$ _____ per hour
A4	SUM OF ITEMS A1, A2, AND A3	\$ _____	5% BID BOND SHALL BE SUBMITTED WITH PROPOSAL BASED ON PRICE IN ITEM A4 (SUM OF ITEMS A1, A2, & A3)		
A5	Licensing cost for upgrading from 16 to 64 portals:	\$ _____ PRICING FOR UPGRADING FROM 16 TO 64 PORTALS			
A6	Licensing cost for upgrading from 16 to 128 portals:	\$ _____ PRICING FOR UPGRADING FROM 16 TO 128 PORTALS			
<b>*Pricing Definitions</b>					
**(i) Total Turn-Key Pricing: Complete Pricing based on provided specifications for the location. Five (5) percent Bid Bond shall be submitted for Item A4 (the sum total cost of Item A1, A2, and A3)					
**(ii) Discount off MSRP for Additional Items, outside of spec: Percentage discount off of the manufacturer's MSRP retail pricing sheet shall be used for any items added outside of the scope of the locations and specifications provided in this schedule. Proposers shall provide MSRP pricing schedule showing MSRP					
***(iii) Hourly Installation Rate - Primary Installer (per hour): Hourly rate to be charged to the City for a Primary, supervisor, or master installer to provide installation services outside of the scope of the locations and specifications provided in this schedule.					
****(iv) Hourly Installation Rate - Installation Assistant (per hour): Hourly rate to be charged to the City for an assistant installer to provide installation services outside of the scope of the locations and specifications provided in this schedule.					
****(v) Hourly Installation Rate - Installation Assistant (per hour): Hourly rate to be charged to the City for an assistant installer to provide installation services outside of the scope of the locations and specifications provided in this schedule.					



Schedule B: To be purchased and installed within 3-6 months of contract award				
Proposal Pricing Form, Addendum 3				
		i	ii	iii
Item#	Location	% Discount off MSRP for Additional Items outside of spec*	Hourly Installation Rate - Primary Installer (per hour)*	Hourly Installation Rate - Installation Assistant (per hour)*
B1	City Shop / Fleet	_____ % off	\$ _____ per hour	\$ _____ per hour
B2	Parks & Recreations	_____ % off	\$ _____ per hour	\$ _____ per hour
<b>*Pricing Definitions</b>				
*i) <u>Discount off MSRP for Additional Items outside of spec:</u> Percentage discount off of the manufacturer's MSRP retail pricing sheet shall be used for any items added outside of the scope of the locations and specifications provided in this schedule. Proposers shall provide MSRP pricing schedule showing MSRP.				
*ii) <u>Hourly Installation Rate - Primary Installer (per hour):</u> Hourly rate to be charged to the City for a Primary, supervisor, or master installer to provide installation services outside of the scope of the locations and specifications provided in this schedule.				
*iii) <u>Hourly Installation Rate - Installation Assistant (per hour):</u> Hourly rate to be charged to the City for an assistant installer to provide installation services outside of the scope of the locations and specifications provided in this schedule.				

Schedule C: To be purchased and installed within 12-24 months of contract award				
Proposal Pricing Form, Addendum 3				
		i	ii	iii
Item#	Location	% Discount off MSRP for Additional Items outside of spec*	Hourly Installation Rate - Primary Installer (per hour)*	Hourly Installation Rate - Installation Assistant (per hour)*
C1	Animal Shelter	_____ % off	\$ _____ per hour	\$ _____ per hour
C2	Fire Stations (7 locations) and Fire Marshall Office (1 location)	_____ % off	\$ _____ per hour	\$ _____ per hour
<b>*Pricing Definitions</b>				
*i) <u>Discount off MSRP for Additional Items outside of spec:</u> Percentage discount off of the manufacturer's MSRP retail pricing sheet shall be used for any items added outside of the scope of the locations and specifications provided in this schedule. Proposers shall provide MSRP pricing schedule showing MSRP.				
*ii) <u>Hourly Installation Rate - Primary Installer (per hour):</u> Hourly rate to be charged to the City for a Primary, supervisor, or master installer to provide installation services outside of the scope of the locations and specifications provided in this schedule.				
*iii) <u>Hourly Installation Rate - Installation Assistant (per hour):</u> Hourly rate to be charged to the City for an assistant installer to provide installation services outside of the scope of the locations and specifications provided in this schedule.				

Schedule D: To be purchased and installed within 24-60 months of contract award				
Proposal Pricing Form, Addendum 3				
Item#	Location	% Discount off MSRP for Additional Items outside of spec*	Hourly Installation Rate - Primary Installer (per hour)*	Hourly Installation Rate - Installation Assistant (per hour)*
D1	City Hall, Engineering/Planning, and Building Maintenance	_____ % off	\$ _____ per hour	\$ _____ per hour
D2	Water & Sewer Operations	_____ % off	\$ _____ per hour	\$ _____ per hour
<b>*Pricing Definitions</b>				
*(i) <b>Discount off MSRP for Additional Items outside of spec:</b> Percentage discount off of the manufacturer's MSRP retail pricing sheet shall be used for any items added outside of the scope of the locations and specifications provided in this schedule. Proposers shall provide MSRP pricing schedule showing MSRP.				
*(ii) <b>Hourly Installation Rate - Primary Installer (per hour)</b> Hourly rate to be charged to the City for a Primary, supervisor, or master installer to provide installation services outside of the scope of the locations and specifications provided in this schedule.				
*(iii) <b>Hourly Installation Rate - Installation Assistant (per hour)</b> Hourly rate to be charged to the City for an assistant installer to provide installation services outside of the scope of the locations and specifications provided in this schedule.				

Schedule E: Miscellaneous Items for installation (for items not listed on MSRP)		
Proposal Pricing Form, Addendum 3		
Item#	Description	Mark Up Percentage*
E1	Material (Cost plus %): Materials cost from \$000-\$100	_____ %
E2	Material (Cost plus %): Materials cost from \$101-\$500	_____ %
E3	Material (Cost plus %): Materials cost from \$501-\$1000	_____ %
E4	Material (Cost plus %): Materials cost from \$1001-\$5000	_____ %
E5	Material (Cost plus %): Materials cost from \$5001 and up	_____ %
<b>*Pricing Definitions</b>		
* <b>Mark Up Percentage:</b> Awarded proposer's cost of material plus the mark up percentage provided per project location. This schedule shall be used for miscellaneous items not listed on the provided MSRP discount. This schedule shall only apply to Schedule A in the event the City adds scope of work outside of the provided specifications. Awarded proposer shall provide the City with a materials listing showing separate mark up percentage added. Material listings are subject to verification and audit by the City.		

**END OF ADDENDUM 3 – REVISED SECTION F**

# RFP 13-11, Addendum 2



**Date:** Wednesday, August 07, 2013

**To:** All Prospective Vendors

**From:** Andrea Foren, CPPB, CPPO – 479.575.8220 – [aforen@ci.fayetteville.ar.us](mailto:aforen@ci.fayetteville.ar.us)

**RE:** RFP 13-11, Access Control and Security System

This addendum is hereby made a part of the contract documents to the same extent as though it were originally included therein. Bidders should indicate their receipt of same in the appropriate section of the RFP. Failure to do so may subject Proposer to disqualification.

• **RFP 13-11 has the following modifications and clarifications listed below:**

1. **Section F: Proposal Pricing Form is hereby replaced with the included revised Section F.** All Proposers shall use the revised pricing forms provided in this Addendum. Failure to use correct pricing forms will result in Proposal rejection.
2. All Proposers shall be licensed by the State of Arkansas Contractor Licensing Board at time of bid. Proposals from unlicensed entities shall not be accepted or considered.
3. The following insurance shall be required of the awarded Proposer within ten (10) calendar days of an issued Notice to Proceed. Certificates of insurance are not required to respond with the RFP; however, the requirements are being provided so that all Proposers have a clear understanding what will be required with a contract award. Certificate of Insurance shall list the City as an additional insured
  - a. Worker's Compensation, Statutory amount
  - b. General Automotive Insurance
  - c. General Liability Insurance – minimum \$500,000
4. Any individual project exceeding \$75,000 will be subject to wage rates determined by the Arkansas Department of Labor.
5. Each proposal shall be accompanied by a cashier's check from a bank doing business in the State of Arkansas or a corporate bid bond in an amount not less than five (5) percent of the amount bid. Bid bond shall be based on **Item A4 (totaled by the sum of Item A1, A2 and A3).**
6. A one hundred percent (100%) performance and payment bond is required with contract awarded and shall be file marked by the Washington County Circuit Clerk's Office upon receipt to the City. A State of Arkansas Contractor's License is required for all bids.
  - a. The price of required 100% performance and payment bond shall be included in the Total Turn Key Price listed in Schedule A1, A2 and A3.
  - b. For projects not applicable to Schedule A, the awarded Proposer shall provide a 100% performance and payment bond for any additional project exceeding \$20,000 for Schedule B, C, and D. The City shall pay actual cost for bonds to Proposer. Proposer shall not add a mark up or fee in addition to the cost of the 100% performance and payment bond.
7. The awarded Proposer shall be subject to the following for all Police Department locations:

- a. All on-site persons will be required to sign a Vendor Confidentiality Agreement
  - b. Vendor Confidentiality Agreement shall be signed on-site at the Fayetteville Police Department.
  - c. All on-site persons will be required to present a valid picture ID prior to signing such agreement.
8. The City of Fayetteville currently has S2 NetBox Extreme, licensed for 16 portals. Currently, 7 of these portals are in use. Remaining unused portals shall not be applied to locations listed in Schedule A.
- a. The remaining unused portals shall not be used or considered when determining licensing needs for Schedule A. Each location listed in Schedule A shall include all portal licensing needed for the complete project.
  - b. The City does not anticipate a need to upgrade to an S2 NetBox Enterprise level of licensing.
9. S2 equipment and software, or equal as determined by the City, shall be used. In the event a Proposer provides pricing for items other than S2 and such equipment is deemed not equal, such Proposer shall not be allowed to revise their Proposal.
10. Any conduit needed shall be the responsibility of the City of Fayetteville.
11. City shall retain ownership of all removed hardware.
12. The City desires to record HD quality for a minimum of two weeks. System shall be capable of recording audio as well.
13. The City of Fayetteville intends to re-use existing fobs. Proposer shall not include pricing for fobs in proposal.
14. Multi-class readers shall be installed for all locations on all doors specified.
15. Proposer shall be responsible for connecting the new access control and security system with the existing City fire alarm system in accordance with fire code. Proposer shall coordinate with the City on testing the integration of the access control system with the existing fire alarm system.
16. The City intends to re-use existing strikes and mag locks on all specified doors? Proposers do not include pricing for replacing these items. In the event a strike or a mag lock needs to be replaced, this will be handled via pre-approved change order.
17. All Proposers shall include replacement of cabling between doors and controllers.
18. Installing door reader on wall using surface mount conduit is allowed on locations where door frame is solid concrete. Door readers can be wall mounted at other locations with flush mount to the door frame or adjacent wall.
19. At the Police Department, main location, two evidence room doors shall be identically keyed separate from all other Police Department doors.
20. Grade 1 commercial product replacement required on all hardware replacements.
21. Electric strike shall be installed on all Schlage equipped doors.
22. Proposer shall not include pricing for door closure installation on any doors. In the event the City desires a closure to be installed, this will be handled post-bid via pre-approved change order.
23. Police Department Mall location currently has electric strikes and re-usable existing door hardware. Both the Legacy and WRMC locations for the Police Department have Schlage door locks which will require replacement.
24. Pricing shall include base door configuration for each specified door.
25. Proposers are responsible for field verifying existing conditions.

26. Proposers can assume compatibility for existing Airport badging system. In the event existing badging system is not compatible, the City will be responsible for providing compatible equipment.
27. Awarded Proposer shall provide the City with a materials listing showing separate mark up percentage added. Material listings are subject to verification and audit by the City.
28. The City intends to award a single contract to one Proposer resulting from this RFP.
29. The City reserves the right to award additional projects on an as-needed basis. Pricing for additional as-needed projects shall be determined by the number of months past the contract award date in relation to the pricing schedules submitted.
30. Proposer shall be responsible for all permits required. Any permit issued by the City of Fayetteville will have permit fees waived; however, actual permit process shall still be completed.
31. Section G is hereby added via this addendum. Section G is a draft contract to be signed with the City by the selected Proposer/Vendor.

City of Fayetteville  
RFP 13-11, Access Control and Security System  
SECTION F: Proposal Pricing Form – Revised per Addendum 2

All Proposers shall provide documentation clearly outlining total cost for each project per the attached "Proposal Pricing Form". Failure to submit the required "Proposal Pricing Form" could result in your proposal being rejected as non-responsive.

All Proposers shall submit an MSRP sheet for all system components. Failure to submit the required MSRP retail pricing could result in your proposal being rejected as non-responsive.

State of Arkansas Contractors License Number: \_\_\_\_\_

Schedule A: Projects to be completed immediately upon contract award.					
Proposal Pricing Form, Addendum 2					
		I	II	III	IV
Item#	Location	Total Turn Key Price*	% Discount off MSRP for Additional Items outside of spec**	Hourly Installation Rate - Primary Installer (per hour)***	Hourly Installation Rate - Installation Assistant (per hour)****
A1	Police Department, all 4 locations: (including but not limited to all hardware, additional required licensing, installation, configuration, partitioning, training, 5% bid bond, 100% performance and payment bond, etc.)	\$ _____	_____ % off	\$ _____ per hour	\$ _____ per hour
A2	Solid Waste & Recycling: (including but not limited to all hardware, additional required licensing, installation, configuration, and training, 5% bid bond, 100% performance and payment bond, etc.)	\$ _____	_____ % off	\$ _____ per hour	\$ _____ per hour
A3	Airport: (including but not limited to all hardware, additional required licensing, installation, configuration, and training, 5% bid bond, 100% performance and payment bond, etc.)	\$ _____	_____ % off	\$ _____ per hour	\$ _____ per hour
A4	SUM OF ITEMS A1, A2, AND A3	\$ _____	5% BID BOND SHALL BE SUBMITTED WITH PROPOSAL BASED ON PRICE IN ITEM A4 (SUM OF ITEMS A1, A2, & A3)		
<b>*Pricing Definitions</b>					
*(i) Total Turn-Key Pricing: Complete Pricing based on provided specifications for the location. Five (5) percent Bid Bond shall be submitted for Item A4 (the sum total cost of Item A1, A2, and A3)					
**(ii) Discount off MSRP for Additional Items outside of spec: Percentage discount off of the manufacturer's MSRP retail pricing sheet shall be used for any items added outside of the scope of the locations and specifications provided in this schedule. Proposers shall provide MSRP pricing schedule showing MSRP.					
***(iii) Hourly Installation Rate - Primary Installer (per hour): Hourly rate to be charged to the City for a Primary, supervisor, or master installer to provide installation services outside of the scope of the locations and specifications provided in this schedule.					
****(iv) Hourly Installation Rate - Installation Assistant (per hour): Hourly rate to be charged to the City for an assistant installer to provide installation services outside of the scope of the locations and specifications provided in this schedule.					
*****(iv) Hourly Installation Rate - Installation Assistant (per hour): Hourly rate to be charged to the City for an assistant installer to provide installation services outside of the scope of the locations and specifications provided in this schedule.					

Schedule B: To be purchased and installed within 3-6 months of contract award				
Proposal Pricing Form, Addendum 2				
		<i>i</i>	<i>ii</i>	<i>iii</i>
Item#	Location	% Discount off MSRP for Additional Items outside of spec*	Hourly Installation Rate - Primary Installer (per hour)*	Hourly Installation Rate - Installation Assistant (per hour)*
B1	City Shop / Fleet	_____ % off	\$ _____ per hour	\$ _____ per hour
B2	Parks & Recreations	_____ % off	\$ _____ per hour	\$ _____ per hour
<b>*Pricing Definitions</b>				
*(i) <u>Discount off MSRP for Additional Items outside of spec:</u> Percentage discount off of the manufacturer's MSRP retail pricing sheet shall be used for any items added outside of the scope of the locations and specifications provided in this schedule. Proposers shall provide MSRP pricing schedule showing MSRP.				
*(ii) <u>Hourly Installation Rate - Primary Installer (per hour):</u> Hourly rate to be charged to the City for a Primary, supervisor, or master installer to provide installation services outside of the scope of the locations and specifications provided in this schedule.				
*(iii) <u>Hourly Installation Rate - Installation Assistant (per hour):</u> Hourly rate to be charged to the City for an assistant installer to provide installation services outside of the scope of the locations and specifications provided in this schedule.				

Schedule C: To be purchased and installed within 12-24 months of contract award				
Proposal Pricing Form, Addendum 2				
		<i>i</i>	<i>ii</i>	<i>iii</i>
Item#	Location	% Discount off MSRP for Additional Items outside of spec*	Hourly Installation Rate - Primary Installer (per hour)*	Hourly Installation Rate - Installation Assistant (per hour)*
C1	Animal Shelter	_____ % off	\$ _____ per hour	\$ _____ per hour
C2	Fire Stations (7 locations) and Fire Marshall Office (1 location)	_____ % off	\$ _____ per hour	\$ _____ per hour
<b>*Pricing Definitions</b>				
*(i) <u>Discount off MSRP for Additional Items outside of spec:</u> Percentage discount off of the manufacturer's MSRP retail pricing sheet shall be used for any items added outside of the scope of the locations and specifications provided in this schedule. Proposers shall provide MSRP pricing schedule showing MSRP.				
*(ii) <u>Hourly Installation Rate - Primary Installer (per hour):</u> Hourly rate to be charged to the City for a Primary, supervisor, or master installer to provide installation services outside of the scope of the locations and specifications provided in this schedule.				
*(iii) <u>Hourly Installation Rate - Installation Assistant (per hour):</u> Hourly rate to be charged to the City for an assistant installer to provide installation services outside of the scope of the locations and specifications provided in this schedule.				

Schedule D: To be purchased and installed within 24-60 months of contract award				
Proposal Pricing Form, Addendum 2				
		I	II	III
Item#	Location	% Discount off MSRP for Additional Items outside of spec*	Hourly Installation Rate - Primary Installer (per hour)*	Hourly Installation Rate - Installation Assistant (per hour)*
D1	City Hall, Engineering/Planning, and Building Maintenance	_____ % off	\$ _____ per hour	\$ _____ per hour
D2	Water & Sewer Operations	_____ % off	\$ _____ per hour	\$ _____ per hour
<b>*Pricing Definitions</b>				
<p>(i) <u>Discount off MSRP for Additional Items outside of spec</u>: Percentage discount off of the manufacturer's MSRP retail pricing sheet shall be used for any items added outside of the scope of the locations and specifications provided in this schedule. Proposers shall provide MSRP pricing schedule showing MSRP.</p> <p>(ii) <u>Hourly Installation Rate - Primary Installer (per hour)</u>: Hourly rate to be charged to the City for a Primary, supervisor, or master installer to provide installation services outside of the scope of the locations and specifications provided in this schedule.</p> <p>(iii) <u>Hourly Installation Rate - Installation Assistant (per hour)</u>: Hourly rate to be charged to the City for an assistant installer to provide installation services outside of the scope of the locations and specifications provided in this schedule.</p>				

Schedule E: Miscellaneous items for installation (for items not listed on MSRP)		
Proposal Pricing Form, Addendum 2		
Item#	Description	Mark Up Percentage*
E1	Material (Cost plus %): Materials cost from \$000-\$100	_____ %
E2	Material (Cost plus %): Materials cost from \$101-\$500	_____ %
E3	Material (Cost plus %): Materials cost from \$501-\$1000	_____ %
E4	Material (Cost plus %): Materials cost from \$1001-\$5000	_____ %
E5	Material (Cost plus %): Materials cost from \$5001 and up	_____ %
<b>*Pricing Definitions</b>		
<p><u>Mark Up Percentage</u>: Awarded proposer's cost of material plus the mark up percentage provided per project location. This schedule shall be used for miscellaneous items not listed on the provided MSRP discount. This schedule shall only apply to Schedule A in the event the City adds scope of work outside of the provided specifications. Awarded proposer shall provide the City with a materials listing showing separate mark up percentage added. Material listings are subject to verification and audit by the City.</p>		

END OF REVISED SECTION F



**CONTRACT**

Reference: RFP 13-11, Access Control and Security System

Awarded Vendor: VENDOR NAME

Term: 1 year with 4 automatic renewal options

---

This contract executed this \_\_\_\_\_ day of \_\_\_\_\_ 2031, between the **City of Fayetteville, Arkansas**, and VENDOR NAME In consideration of the mutual covenants contained herein, the parties agree as follows:

1. VENDOR NAME at its own cost and expense shall furnish all labor, materials, supplies, machinery, equipment, tools, supervision, bonds, insurance, tax permits, and all other accessories and services necessary to complete items per RFP 13-11 as stated in VENDOR NAME proposal, and in accordance with specifications attached hereto and made a part hereof under RFP 13-11.
2. The City of Fayetteville shall pay VENDOR NAME based on its proposal form in pricing as shown in RFP response and attached to this contract. Payments will be made after approval and acceptance of work, submission of detailed invoice, and submission of certified payroll. Payments will be made within a maximum 30 days after acceptance of invoice. VENDOR NAME agrees to make detailed invoicing related documentation available to the City upon request (for example, during a post-award audit), including but not limited to actual cost of material, etc.
3. It is explicitly understood and agreed to by VENDOR NAME and the City of Fayetteville that the total amount of funding that the City of Fayetteville may use for this and four other similar contracts must be pre-approved by the Fayetteville City Council for all individual projects exceeding \$20,000.00. The City will order any work to be done by VENDOR NAME by issuing a Purchase Order for such work or project which shall be the City's assurance that sufficient funds remain to pay for such work or project. VENDOR NAME shall not start work on any project unless and until it receives the City's Purchase Order for such work or project.
4. The Contract documents which comprise this contract between the City of Fayetteville and VENDOR NAME consist of this Contract and the following documents attached hereto, and made a part hereof.
  - A. Request for Proposal identified RFP 13-11 with all addendums, specifications & conditions.
  - B. VENDOR NAME proposal response, including mark up on materials and hourly rates.
5. These Contract documents constitute the entire agreement between the City of Fayetteville and VENDOR NAME and may be modified only by a duly executed written instrument signed by the City of Fayetteville and VENDOR NAME.
6. VENDOR NAME shall not assign its duties under the terms of this agreement.
7. VENDOR NAME agrees to hold the City of Fayetteville harmless and indemnify the City of Fayetteville, against any and all claims for property damage, personal injury or death, arising from performance of this contract. This clause shall not in any form or manner be construed to waive that tort immunity set forth under Arkansas Law.
  - a. **Arkansas Department of Labor Prevailing Wage Rates** - VENDOR NAME agrees to pay wage rates issued by the Arkansas Department of Labor for all projects exceeding \$75,000.
8. VENDOR NAME shall furnish a certificate of insurance addressed to the City of Fayetteville, showing that he carries the following insurance which shall be maintained throughout the term of the Contract. Any work sublet, the contractor shall require the subcontractor similarly to provide worker's compensation insurance. In case any employee engaged in work on the project under this contract is not protected under Worker's Compensation Insurance, VENDOR NAME shall provide and shall cause each Subcontractor to provide adequate employer's liability insurance for the protection of such of his employees as are not otherwise protected.

Workmen's Compensation	Statutory Amount
Comprehensive General & Automobile Insurance	
Bodily Injury Liability	\$500,000 for each person injured. \$1,000,000 for each accident.
Property Damage Liability	\$500,000 aggregate.

The premiums for all insurance and the bond required herein shall be paid by **VENDOR NAME**

9. **VENDOR NAME** to furnish proof of licensure and permits as required by all local and state agencies.
10. This contract may be terminated without penalty by the City of Fayetteville or **VENDOR NAME** with sixty (60) days written notice.
11. Freedom of Information Act: City of Fayetteville contracts and documents prepared while performing city contractual work are subject to the Arkansas Freedom of Information Act. If a Freedom of Information Act request is presented to the City of Fayetteville, the contractor will do everything possible to provide the documents in a prompt and timely manner as prescribed in the Arkansas Freedom of Information Act (A.C.A. 25-19-101 et Seq.). Only legally authorized photo copying costs pursuant to the FOIA may be assessed for this compliance.
12. Changes in Scope or Price: Changes, modifications, or amendments in scope, price or fees to this contract shall not be allowed without a prior formal contract amendment approved by the Mayor and the City Council in advance of the change in scope, cost or fees.

**VENDOR  
NAME**

**CITY OF FAYETTEVILLE,  
ARKANSAS**

By: \_\_\_\_\_

\_\_\_\_\_

**LIONELD JORDAN, Mayor**

\_\_\_\_\_  
**Printed Name & Title**

ATTEST:

ATTEST:

\_\_\_\_\_  
**Company Secretary**

\_\_\_\_\_  
**Sondra Smith, City Clerk**

\_\_\_\_\_  
**Business Address**

Date Signed: \_\_\_\_\_

\_\_\_\_\_  
**City, State & Zip Code**

Date Signed: \_\_\_\_\_

# RFP 13-11, Addendum 1



**Date:** Tuesday, August 06, 2013

**To:** All Prospective Vendors

**From:** Andrea Foren, CPPB, CPPO – 479.575.8220 – [aforen@ci.fayetteville.ar.us](mailto:aforen@ci.fayetteville.ar.us)

**RE:** RFP 13-11, Access Control and Security System

---

This addendum is hereby made a part of the contract documents to the same extent as though it were originally included therein. Bidders should indicate their receipt of same in the appropriate section of the RFP. Failure to do so may subject Proposer to disqualification.

- **RFP 13-11 has the following modifications and clarifications listed below:**
  1. The deadline to submit a proposal in reference to this RFP has been extended. All proposals are due **before Friday, August 16, 2013 before 2:00 PM**, local time.
  2. The City is planning on issuing Addendum 2 this week with clarifications and modifications from the pre-proposal conference held last week.
  3. Attached is a copy of the sign-in sheet from the pre-proposal conference held on Wednesday, July 31, 2013.



City of Fayetteville  
Attendance Sheet

BID/RFP/RFQ #: RFP 13-11, Access Control Security System  
Description: Pre-Proposal Conference

Function (circle one) : Bid Opening, Selection Committee Meeting, Pre-Bid Interview

Date: 07 / 31 / 13 Time: 10:00 AM

City staff e-mail includes "@ci.fayetteville.ar.us"

	Name	Company	Title	Phone	Email
1	<u>Jeff Coopers</u>	<input checked="" type="checkbox"/> <u>FED-PRO</u>	<u>Security Engineer</u>	<u>918-746-4969</u>	<u>ccoopers@kennecor.com</u>
2	<u>Rick Berfuss</u>	<u>Arkansas Security</u>	<u>SP Manager</u>	<u>479-935-9911</u>	<u>cctv@arksec.com</u>
3	<u>GREG POWELL</u>	<u>ROYAL COMMUNICATIONS</u>	<u>Security Sales ENG.</u>	<u>479-725-0444</u>	<u>gpowell@royal.com</u>
4	<u>Kevin Murray</u>	<u>Fire</u>	<u>Asst. Chief</u>	<u>718-7632</u>	<u>kmurray@ci.fayetteville.ar.us</u>
5	<u>Kenny Yates</u>	<u>POLICE</u>	<u>Admin Capt.</u>	<u>587-3500</u>	<u>kyates@ci.fayetteville.ar.us</u>
6	<u>Chris Doughty</u>	<input checked="" type="checkbox"/> <u>IT COF</u>	<u>Network Engineer</u>	<u>575-8706</u>	<u>cdoughty@fayetteville-ar.us</u>
7	<u>Tyler Burroughs</u>	<input checked="" type="checkbox"/> <u>Master-Tech Electronics, Inc</u>	<u>Financial Officer</u>	<u>918-352-1746</u>	<u>bllogan@mastertechok.com</u>
8	<u>Eric Watts</u>	<input checked="" type="checkbox"/> <u>Advanced Cabling</u>	<u>Estimator</u>	<u>479-866-7222</u>	<u>ewatts@advancedcabling.com</u>
9	<u>TERRY COVINS</u>	<input checked="" type="checkbox"/> <u>AV DESIGN CONSULTANTS</u>	<u>SALES/DESIGN</u>	<u>479-365-2201</u>	<u>T.Covins@AVDesign.com</u>
10	<u>DAN HOBBS</u>	<input checked="" type="checkbox"/> <u>DVS</u>	<u>VP</u>	<u>918-557-6531</u>	<u>dhobbs@datavideosystems.com</u>
11	<u>DALE JOHNSON</u>	<u>Guard Tronic, Inc</u>	<u>Sales Consultant</u>	<u>479-245-2110</u>	<u>dale@guardtronic.com</u>
12	<u>Andrea Foren</u>	<input checked="" type="checkbox"/> <u>City of Fayetteville</u>	<u>Purchasing Agent</u>	<u>449-575-8220</u>	<u>aforen@ci.fayetteville.ar.us</u>
13					
14					
15	<input checked="" type="checkbox"/> <u>Solid Waste @ 2:00 pm</u>				
16					
17					
18					
19					
20					



City of Fayetteville, Arkansas  
Purchasing Division – Room 306  
113 W. Mountain  
Fayetteville, AR 72701  
Phone: 479.575.8220  
TDD (Telecommunication Device for the Deaf): 479.521.1316

**RFP (REQUEST FOR PROPOSAL)**

**REQUEST FOR PROPOSAL: RFP 13-11, Access Control and Security System**

**DEADLINE: Friday, August 09, 2013 before 2:00:00 PM, local time**

**Pre-Proposal Conference: Wednesday, July 31, 2013 at 10:00 AM – Room 326**

**RFP DELIVERY LOCATION: Room 306 – 113 W. Mountain, Fayetteville, AR 72701**

**PURCHASING AGENT: Andrea Foren, CPPB, CPPO, [aforen@ci.fayetteville.ar.us](mailto:aforen@ci.fayetteville.ar.us)**

**DATE OF ISSUE AND ADVERTISEMENT: Friday, July 19, 2013**

**REQUEST FOR PROPOSAL**  
**RFP 13-11, Access Control and Security System**

No late proposals shall be accepted. RFP's shall be submitted in sealed envelopes labeled with the project number and name as well as the name and address of the firm.

All proposals shall be submitted in accordance with the attached City of Fayetteville specifications and bid documents attached hereto. Each Proposer is required to fill in every blank and shall supply all information requested; failure to do so may be used as basis of rejection. Any bid, proposal, or statements of qualification will be rejected that violates or conflicts with state, local, or federal laws, ordinances, or policies.

The undersigned hereby offers to furnish & deliver the articles or services as specified, at the prices & terms stated herein, and in strict accordance with the specifications and general conditions of submitting, all of which are made a part of this offer. This offer is not subject to withdrawal unless upon mutual written agreement by the Proposer/Bidder and City Purchasing Agent.

Name of Firm: \_\_\_\_\_

Contact Person: \_\_\_\_\_ Title: \_\_\_\_\_

E-Mail: \_\_\_\_\_ Phone: \_\_\_\_\_

Business Address: \_\_\_\_\_

City: \_\_\_\_\_ State: \_\_\_\_\_ Zip: \_\_\_\_\_

Signature: \_\_\_\_\_ Date: \_\_\_\_\_

**City of Fayetteville, AR  
Request for Proposal  
RFP 13-11, Access Control and Security System**

The City of Fayetteville, Arkansas is requesting proposals for firms capable of providing access control and security equipment and services for projects spanning the next 5 years.

To be considered, proposals shall be received at the City Administration Building, City Hall, Purchasing – Room 306, 113 West Mountain, Fayetteville, Arkansas, **Friday, August 09, 2013 before 2:00:00 PM**, local time. No late submittals shall be accepted.

Forms & addendums can be downloaded from the City's web site at <http://www.accessfayetteville.org>. All questions regarding the process should be directed to Andrea Foren, CPPB, CPPO at [aforen@ci.fayetteville.ar.us](mailto:aforen@ci.fayetteville.ar.us) or (479)575-8220.

Proposals submitted shall be qualified to do business and licensed in accordance with all applicable laws of the state and local governments where the project is located.

Pursuant to Arkansas Code Annotated §22-9-203 The City of Fayetteville encourages all *qualified* small, minority and women business enterprises to bid on and receive contracts for goods, services, and construction. Also, City of Fayetteville encourages all general contractors to subcontract portions of their contract to *qualified* small, minority and women business enterprises.

The City of Fayetteville reserves the right to reject any or all proposals and to waive irregularities therein, and all Proposers shall agree that such rejection shall be without liability on the part of the City of Fayetteville for any damage or claim brought by any Proposer because of such rejections, nor shall the Proposers seek any recourse of any kind against the City of Fayetteville because of such rejections. The filing of any Proposal in response to this invitation shall constitute an agreement of the Proposer to these conditions.

CITY OF FAYETTEVILLE

By: Andrea Foren, CPPO, CPPB  
Title: Purchasing Agent  
Ad date: 07/19/2013

City of Fayetteville  
RFP 13-11, Access Control and Security System  
SECTION A: General Terms & Conditions

---

**1. SUBMISSION OF A PROPOSAL SHALL INCLUDE:**

- a. A written narrative describing the method or manner in which the Proposer proposes to satisfy requirements of this RFP in the most cost effective manner.
- b. A description of the Proposer's experience in providing the same or similar services as outlined in the RFP. This description should include the names of the person(s) who will provide the services, their qualifications, and the years of experience in performing this type of work. Also, include the reference information requested in this RFP.
- c. Statement should be no more than twenty five (25) pages; single sided, standard, readable, print on standard 8.5x11 papers. Proposers shall also submit a three (3) page (maximum) executive summary. The following items will not count toward the page limitations: appendix, cover sheet, 3-page executive summary, resumes (resumes shall be no more than 1 page per person), and forms provided by the City for completion.
- d. All Proposers shall submit eight (8) sets of their proposal as well as one (1) electronic copy on a properly labeled CD or other electronic media device. The electronic copy submitted should be contained into one (1) file. The use of Adobe PDF documents is strongly recommended. Files contained on the CD or electronic media shall not be restricted against saving or printing. The electronic copy shall be identical to the original papers submitted. Electronic copies shall not be submitted via e-mail to City employees by the Proposer.
- e. Proposals will be reviewed following the stated deadline, as shown on the cover sheet of this document. Only the names of Proposer's will be available after the deadline until a contract has been awarded by the Fayetteville City Council. All interested parties understand proposal documents will not be available until after a valid contract has been executed.
- f. Proposers shall submit a proposal based on documentation published by the Fayetteville Purchasing Division.
- g. Proposals shall be enclosed in sealed envelopes or packages addressed to the City of Fayetteville, Purchasing Division, Room 306, 113 W. Mountain, Fayetteville, AR 72701. The name, address of the firm and Bid, RFP, or RFQ number shall be on the outside of the packaging as well as on any packages enclosed in shipping containers or boxes.
- h. Proposals must follow the format of the RFP. Proposers should structure their responses to follow the sequence of the RFP.
- i. Proposers shall have experience in work of the same or similar nature, and must provide references that will satisfy the City of Fayetteville. Proposer may furnish a reference list of clients for whom they have performed similar services and must provide information as requested in this document.
- j. Proposer is advised that exceptions to any of the terms contained in this RFP or the attached service agreement must be identified in its response to the RFP. Failure to do so may lead the City to declare any such term non-negotiable. Proposer's desire to take exception to a non-negotiable term will not disqualify it from consideration for award.
- k. Local time shall be defined as the time in Fayetteville, Arkansas on the due date of the deadline. Documents shall be received before the deadline time as shown by the atomic clock located in the Purchasing Division Office.

## **2. WRITTEN REQUESTS FOR INTERPRETATIONS OR CLARIFICATION:**

No oral interpretations will be made to any firms as to the meaning of specifications or any other contract documents. All questions pertaining to the terms and conditions or scope of work of this proposal must be sent in writing via e-mail to the Purchasing Department. Responses to questions may be handled as an addendum if the response would provide clarification to the requirements of the proposal. All such addenda shall become part of the contract documents. The City will not be responsible for any other explanation or interpretation of the proposed RFP made or given prior to the award of the contract.

## **3. RIGHTS OF CITY OF FAYETTEVILLE IN REQUEST FOR PROPOSAL PROCESS:**

In addition to all other rights of the City of Fayetteville, under state law, the City specifically reserves the following:

- a. The City of Fayetteville reserves the right to rank firms and negotiate with the highest-ranking firm. Negotiation with an individual Proposer does not require negotiation with others.
- b. The City of Fayetteville reserves the right to select the proposal that it believes will serve the best interest of the City.
- c. The City of Fayetteville reserves the right to accept or reject any or all proposals.
- d. The City of Fayetteville reserves the right to cancel the entire request.
- e. The City of Fayetteville reserves the right to remedy or waive technical or immaterial errors in the request for proposal or in proposals submitted.
- f. The City of Fayetteville reserves the right to request any necessary clarifications, additional information, or proposal data without changing the terms of the proposal.
- g. The City of Fayetteville reserves the right to make selection of the Proposer to perform the services required on the basis of the original proposals without negotiation.

## **4. EVALUATION CRITERIA:**

The evaluation criterion defines the factors that will be used by the selection committee to evaluate and score responsive, responsible and qualified proposals. Proposers shall include sufficient information to allow the selection committee to thoroughly evaluate and score proposals. Each proposal submitted shall be evaluated and ranked by a selection committee. The contract will be awarded to the most qualified Proposer, per the evaluation criteria listed in this RFP. Proposers are not guaranteed to be ranked.

## **5. COSTS INCURRED BY PROPOSERS:**

All expenses involved with the preparation and submission of proposals to the City, or any work performed in connection therewith, shall be borne solely by the Proposer(s). No payment will be made for any responses received, or for any other effort required of, or made by, the Proposer(s) prior to contract commencement.

## **6. ORAL PRESENTATION:**

An oral presentation and/or interview may be requested of any firm, at the selection committee's discretion.

## **7. CONFLICT OF INTEREST:**

- a. The Proposer represents that it presently has no interest and shall acquire no interest, either direct or indirect, which would conflict in any manner with the performance or services required hereunder, as provided in City of Fayetteville Code Section 34.26 titled "Limited Authority of City Employee to Provide Services to the City".
- b. The Proposer shall promptly notify Andrea Foren, City Purchasing Agent, in writing, of all potential conflicts of interest for any prospective business association, interest, or other circumstance which may



influence or appear to influence the Proposer's judgment or quality of services being provided. Such written notification shall identify the prospective business association, interest or circumstance, the nature of which the Proposer may undertake and request an opinion to the City as to whether the association, interest or circumstance would, in the opinion of the City, constitute a conflict of interest if entered into by the Proposer. The City agrees to communicate with the Proposer its opinion via e-mail or first-class mail within thirty days of receipt of notification.

**8. WITHDRAWAL OF PROPOSAL:**

- a. A proposal may be withdrawn at any time.

**9. LATE PROPOSAL OR MODIFICATIONS:**

- a. Proposal and modifications received after the time set for the proposal submittal shall not be considered. Modifications in writing received prior to the deadline will be accepted. The City will not be responsible for misdirected bids. Proposers should call the Purchasing Division at (479) 575-8220 to insure receipt of their submittal documents prior to opening time and date listed.
- b. The time set for the deadline shall be local time for Fayetteville, AR on the date listed. All proposals shall be received in the Purchasing Division BEFORE the deadline stated. The official clock to determine local time shall be the atomic clock located in the Purchasing Division, Room 306 of City Hall, 113 W. Mountain, Fayetteville, AR.

**10. LOCAL, STATE, AND FEDERAL COMPLIANCE REQUIREMENTS:**

- a. The laws of the State of Arkansas apply to any purchase made under this request for proposal. Proposers shall comply with all local, state, and federal directives, orders and laws as applicable to this proposal and subsequent contract(s) including but not limited to Equal Employment Opportunity (EEO), Disadvantaged Business Enterprises (DBE), & OSHA as applicable to this contract
- b. Pursuant to Arkansas Code Annotated §22-9-203 The City of Fayetteville encourages all *qualified* small, minority and women business enterprises to bid on and receive contracts for goods, services, and construction. Also, City of Fayetteville encourages all general contractors to subcontract portions of their contract to *qualified* small, minority and women business enterprises.

**11. COLLUSION:**

The Proposer, by affixing his or her signature to this proposal, agrees to the following: "Proposer certifies that his proposal is made without previous understanding, agreement, or connection with any person, firm or corporation making a proposal for the same item(s) and/or services and is in all respects fair, without outside control, collusion, fraud, or otherwise illegal action."

**12. RIGHT TO AUDIT, FOIA, AND JURISDICITON:**

- a. The City of Fayetteville reserves the privilege of auditing a vendor's records as such records relate to purchases between the City and said vendor.
- b. Freedom of Information Act: City contracts and documents prepared while performing City contractual work are subject to the Arkansas Freedom of Information Act. If a Freedom of Information Act request is presented to the City of Fayetteville, the (Contractor) will do everything possible to provide the documents in a prompt and timely manner as prescribed in the Arkansas Freedom of Information Act (A.C.A. §25-19-101 et. seq.). Only legally authorized photocopying costs pursuant to the FOIA may be assessed for this compliance.
- c. Legal jurisdiction to resolve any disputes shall be Arkansas with Arkansas law applying to the case.

### **13. CITY INDEMNIFICATION:**

The successful Proposer(s) agrees to indemnify the City and hold it harmless from and against all claims, liability, loss, damage or expense, including but not limited to counsel fees, arising from or by reason of any actual or claimed trademark, patent or copyright infringement or litigation based thereon, with respect to the services or any part thereof covered by this order, and such obligation shall survive acceptance of the services and payment thereof by the City.

### **14. VARIANCE FROM STANDARD TERMS & CONDITIONS:**

All standard terms and conditions stated in this request for proposal apply to this contract except as specifically stated in the subsequent sections of this document, which take precedence, and should be fully understood by Proposers prior to submitting a proposal on this requirement

### **15. ADA REQUIREMENT FOR PUBLIC NOTICES & TRANSLATION:**

Persons with disabilities requiring reasonable accommodation to participate in this proceeding/event, should call 479.521.1316 (telecommunications device for the deaf), not later than seven days prior to the deadline. Persons needing translation of this document shall contact the City of Fayetteville, Purchasing Division, immediately.

### **16. PAYMENTS AND INVOICING:**

The Proposer must specify in their proposal the exact company name and address which must be the same as invoices submitted for payment as a result of award of this RFP. Further, the successful Proposer is responsible for immediately notifying the Purchasing Division of any company name change, which would cause invoicing to change from the name used at the time of the original RFP. Payment will be made within thirty days of invoice received. The City of Fayetteville is very credit worthy and will not pay any interest or penalty for untimely payments. **Payments can be processed through Proposer's acceptance of Visa at no additional costs to the City for expedited payment processing.** The City will not agree to allow any increase in hourly rates by the contract without PRIOR Fayetteville City Council approval.

### **17. CANCELLATION:**

- a. The City reserves the right to cancel this contract without cause by giving sixty (60) days prior notice to the Contractor in writing of the intention to cancel or with cause if at any time the Contractor fails to fulfill or abide by any of the terms or conditions specified.
- b. Failure of the contractor to comply with any of the provisions of the contract shall be considered a material breach of contract and shall be cause for immediate termination of the contract at the discretion of the City of Fayetteville.
- c. In addition to all other legal remedies available to the City of Fayetteville, the City reserves the right to cancel and obtain from another source, any items and/or services which have not been delivered within the period of time from the date of order as determined by the City of Fayetteville.
- d. In the event sufficient budgeted funds are not available for a new fiscal period, the City shall notify the vendor of such occurrence and contract shall terminate of the last day of the current fiscal period without penalty or expense to the City.

### **18. ASSIGNMENT, SUBCONTRACTING, CORPORATE ACQUISITIONS AND/OR MERGERS:**

- a. The Contractor shall perform this contract. No assignment of subcontracting shall be allowed without prior written consent of the City. If a Proposer intends to subcontract a portion of this work, the Proposer shall disclose such intent in the proposal submitted as a result of this RFP.
- b. In the event of a corporate acquisition and/or merger, the Contractor shall provide written notice to the City within thirty (30) calendar days of Contractor's notice of such action or upon the occurrence of said action, whichever occurs first. The right to terminate this contract, which shall not be unreasonably exercised by the City, shall include, but not be limited to, instances in which a corporate acquisition and/or merger represent a conflict of interest or are contrary to any local, state, or federal laws. Action by the

City awarding a proposal to a firm that has disclosed its intent to assign or subcontract in its response to the RFP, without exception shall constitute approval for purpose of this Agreement.

**19. NON-EXCLUSIVE CONTRACT:**

Award of this RFP shall impose no obligation on the City to utilize the vendor for all work of this type, which may develop during the contract period. This is not an exclusive contract. The City specifically reserves the right to concurrently contract with other companies for similar work if it deems such an action to be in the City's best interest. In the case of multiple-phase contracts, this provision shall apply separately to each item.

**20. ADDITIONAL REQUIREMENTS:**

The City reserves the right to request additional services relating to this RFP from the Proposer. When approved by the City as an amendment to the contract and authorized in writing prior to work, the Contractor shall provide such additional requirements as may become necessary.

**21. SERVICES AGREEMENT:**

A written agreement, in substantially the form attached, incorporating the RFP and the successful proposal will be prepared by the City, signed by the successful Proposer and presented to the City of Fayetteville for approval and signature of the Mayor.

**22. INTEGRITY OF REQUEST FOR PROPOSAL (RFP) DOCUMENTS:**

Proposers shall use the original RFP form(s) provided by the Purchasing Division and enter information only in the spaces where a response is requested. Proposers may use an attachment as an addendum to the RFP form(s) if sufficient space is not available on the original form for the Proposer to enter a complete response. **Any modifications or alterations to the original RFP documents by the Proposer, whether intentional or otherwise, will constitute grounds for rejection of such RFP response.** Any such modifications or alterations a Proposer wishes to propose shall be clearly stated in the Proposer's RFP response and presented in the form of an addendum to the original RFP documents.

**23. DEBARRED ENTITIES:**

All Proposers shall complete and return the enclosed "Debarment Certification Form" with their bid. The City of Fayetteville will not award a contract to any contractor that is debarred, suspended, or proposed for debarment by the federal government.

**24. OTHER GENERAL CONDITIONS:**

- a. Proposers must provide the City with their proposals signed by an employee having legal authority to submit proposals on behalf of the Proposer. The entire cost of preparing and providing responses shall be borne by the Proposer.
- b. The City reserves the right to request any additional information it deems necessary from any or all Proposers after the submission deadline.
- c. The request for statement of qualification is not to be construed as an offer, a contract, or a commitment of any kind; nor does it commit the city to pay for any costs incurred by Proposer in preparation. It shall be clearly understood that any costs incurred by the Proposer in responding to this request for proposal is at the Proposer's own risk and expense as a cost of doing business. The City of Fayetteville shall not be liable for reimbursement to the Proposer for any expense so incurred, regardless of whether or not the proposal is accepted.
- d. If products, components, or services other than those described in this bid document are proposed, the Proposer must include complete descriptive literature for each. All requests for additional information must be received within five working days following the request.

- e. **Any uncertainties shall be brought to the attention to Andrea Foren immediately via telephone (479.575.8220) or e-mail ([aforen@ci.fayetteville.ar.us](mailto:aforen@ci.fayetteville.ar.us)). It is the intent and goal of the City of Fayetteville Purchasing Division to provide documents providing a clear and accurate understanding of the scope of work to be completed and/or goods to be provided. We encourage all interested parties to ask questions to enable all Proposers to be on equal terms.**
- f. Any inquiries or requests for explanation in regard to the City's requirements should be made promptly to Andrea Foren, City of Fayetteville, Purchasing Agent via e-mail ([aforen@ci.fayetteville.ar.us](mailto:aforen@ci.fayetteville.ar.us)) or telephone (479.575.8220). No oral interpretation or clarifications will be given as to the meaning of any part of this request for proposal. All questions, clarifications, and requests, together with answers, if any, will be provided to all firms via written addendum. Names of firms submitting any questions, clarifications, or requests will not be disclosed until after a contract is in place.
- g. At the discretion of the City, one or more firms may be asked for more detailed information before final ranking of the firms, which may also include oral interviews.
- h. Any information provided herein is intended to assist the Proposer in the preparation of proposals necessary to properly respond to this RFP. The RFP is designed to provide qualified Proposers with sufficient basic information to submit proposals meeting minimum specifications and/or test requirements, but is not intended to limit a RFP's content or to exclude any relevant or essential data.
- i. Proposers irrevocably consent that any legal action or proceeding against it under, arising out of or in any manner relating to this Contract shall be controlled by Arkansas law. Proposer hereby expressly and irrevocably waives any claim or defense in any said action or proceeding based on any alleged lack of jurisdiction or improper venue or any similar basis.
- j. The successful Proposer shall not assign the whole or any part of this Contract or any monies due or to become due hereunder without written consent of City of Fayetteville. In case the successful Proposer assigns all or any part of any monies due or to become due under this Contract, the Instrument of assignment shall contain a clause substantially to the effect that is agreed that the right of the assignee in and to any monies due or to become due to the successful Proposer shall be subject to prior liens of all persons, firms, and corporations for services rendered or materials supplied for the performance of the services called for in this contract.
- k. The successful Proposer's attention is directed to the fact that all applicable Federal and State laws, municipal ordinances, and the rules and regulations of all authorities having jurisdiction over the services shall apply to the contract throughout, and they will be deemed to be included in the contract as though written out in full herein. The successful Proposer shall keep himself/herself fully informed of all laws, ordinances and regulations of the Federal, State, and municipal governments or authorities in any manner affecting those engaged or employed in providing these services or in any way affecting the conduct of the services and of all orders and decrees of bodies or tribunals having any jurisdiction or authority over same. If any discrepancy or inconsistency should be discovered in these Contract Documents or in the specifications herein referred to, in relation to any such law, ordinance, regulation, order or decree, s/he shall herewith report the same in writing to City of Fayetteville.
- l. The following documents are included with this solicitation: N/A

City of Fayetteville  
RFP 13-11, Access Control and Security System  
SECTION B: Scope of Services and General Information

---

**1.) BACKGROUND:**

- a. It is the desire of the City to begin moving toward the goal of having a single access control and security platform for all facilities. The City of Fayetteville recently purchased an access control system for a new facility located at Drake Field. This system is capable of expanding and incorporating all city facilities and has the features and interoperability desired for this type of system.

**2.) INTENT:**

- a. The City of Fayetteville, Arkansas is interested in contracting with a company to provide access control and security system service and equipment for various City facilities over the next 5 years.

**3.) APPROACH:**

- a. Proposer shall provide pricing for the specific scopes of work for immediate projects and basic time and materials quotes for possible future projects. Proposers shall include a "time line" chart depicting project milestones (in calendar days) after the Notice to Proceed to indicate when all immediate required services will be provided.

**4.) PRE-PROPOSAL CONFERENCE:**

- a. The City of Fayetteville will hold a non-mandatory pre-proposal conference on **Wednesday, July 31, 2013 at 10:00 AM, local time**. This conference will be held at City Hall, Room 326 at 113 W. Mountain, Fayetteville, AR 72701. All interested parties are strongly encouraged to attend.

**5.) GENERAL:** It is the intent of the City to purchase and install each project listed below in the time frame provided; however, all projects are subject to administrative and budget approval.

- a. **Project A:** Police Department Access Control Project, (to be purchased and installed immediately upon contract award).
  - a. Address: 100A W. Rock St., Fayetteville, AR 72701
- b. **Project B:** Solid Waste & Recycling Access Control and Security System (to be purchased and installed immediately upon contract award )
  - a. Address: 1560 S. Happy Hollow Rd. , Fayetteville, AR 72701
- c. **Project C:** Airport Gates and Badging (to be purchased and installed immediately upon contract award )
  - a. Address: 4500 S. School Ave. , Fayetteville, AR 72701
- d. **Project D** Central Access Control System Upgrades: (to be purchased and installed immediately upon contract award )
- e. **Project E:** City Shop/Fleet (to be purchased and installed in within approximately 3-6 months of contract award).
  - a. Address: 1525 S. Happy Hollow Rd., Fayetteville, AR 72701
- f. **Project F:** Parks Cameras and Access Control System (to be purchased and installed in within approximately 3-6 months of contract award)
  - a. Address: 1455 S. Happy Hollow Rd., Fayetteville, AR 72701
- g. **Project G:** Animal Shelter Cameras and Access Control System (to be purchased and installed in within approximately 24 months of contract award)
  - a. 1640 S. Happy Hollow Rd., Fayetteville, AR 72701
- h. **Project H:** Fire Department Access Control System (to be purchased and installed in within approximately 12-24 months of contract award) Could include 7 Fire Stations and 1 Fire Marshal Office.
  - a. Addresses include:

- i. Fire Station #1 (Central): 303 W. Center St., Fayetteville, AR 72701
  - ii. Fire Station #2: 708 N. Garland Ave., Fayetteville, AR 72701
  - iii. Fire Station #3: 1050 Happy Hollow Rd., Fayetteville, AR 72701
  - iv. Fire Station #4: 3385 Plainview Ave., Fayetteville, AR 72701
  - v. Fire Station #5: 2979 N. Crossover Rd., Fayetteville, AR 72701
  - vi. Fire Station #6: 900 S. Hollywood Ave., Fayetteville, AR 72701
  - vii. Fire Station #7: 835 N. Ruppel Rd., Fayetteville, AR 72701
  - viii. Fire Marshal Office: 833 N. Crossover Rd., Fayetteville, AR 72701
- i. **Project I: City Hall, Engineering/Planning, and Building Maintenance Access Control System (to be purchased and installed in within approximately 24-36 months of contract award)**
    - a. Addresses include:
      - i. City Hall: 113 W. Mountain, Fayetteville, AR 72701
      - ii. Engineering/Planning: 125 W. Mountain, Fayetteville, AR 72701
      - iii. Building Maintenance: 115 S. Church Ave., Fayetteville, AR 72701
  - j. **Project J: Water/Sewer Operations and Wastewater treatment plant facilities Access Control System (to be purchased and installed in within approximately 24-36 months of contract award)**
    - a. Address: 2435 S. Industrial Dr., Fayetteville, AR 72701

**6.) DETAILED PRICING:** The City of Fayetteville is requires pricing to be submitted from each Proposer in the form provided in this RFP. Schedule time frames presented are subject to budget approval. Sales taxes shall NOT be included in pricing provided to the City. The City is not a tax exempt entity. Prices shall have taxes applied at the time of invoice for all taxable items.

- a. Schedule A: These projects are anticipated to have a Notice to Proceed issued as soon as possible after contract award. Pricing shall be provided based on the definitions provided below. Pricing for schedule A shall include all labor, materials, shipping, warranty, and complete installation for all services specified in this RFP. **Sales tax shall not be included in pricing but will apply upon invoicing.** The City of Fayetteville is not a sales tax exempt entity.
- b. Schedule B: These projects are anticipated to have a Notice to Proceed issued within 3-6 months after contract award. Pricing shall be provided based on the definitions provided below.
- c. Schedule C: These projects are anticipated to have a Notice to Proceed issued within 12-24 months after contract award. Pricing shall be provided based on the definitions provided below.
- d. Schedule D: These projects are anticipated to have a Notice to Proceed issued within 24-36 months after contract award. Pricing shall be provided based on the definitions provided below.
- e. Schedule E: Schedule E shall apply to Schedule B, C, and D ONLY. However, this schedule may also apply to Schedule A only in the event of pre-approved changes in scope of work varied from what is listed in this RFP.

**7.) PRICING DEFINITIONS:** The following terms shall apply to this RFP, including but not limited to the City's Proposal Pricing Form (included with this RFP). Sales taxes shall NOT be included in pricing provided to the City. The City is not a tax exempt entity. Prices shall have taxes applied at the time of invoice for all taxable items.

- a. Total Turn Key Price: Complete Pricing based on provided specifications for the location.
- b. Percent (%) Discount off of MSRP for additional items outside of spec:
- c. Hourly Installation Rate – Primary Installer (per hour):
- d. Hourly Installation Rate – Assistant Installer (per hour).

- e. **Mark Up Percentage (%)**. Mark up percentages shall only apply to applicable Schedules, as defined in the section above. The mark up percentage shall be added to the Proposers cost for the actual materials only for items not presented on the MSRP retail sheet.
- f. **MSRP (Retail Pricing), *Manufacturer's Suggested Retail Price***: Pricing shall be provided on a MSRP sheet by each Proposer for all major core items needed for the overall system for all locations. The Proposer shall provide a current MSRP schedule/information with proposal. The Proposal Pricing Form provided to the City by each Proposer shall include a percentage off MSRP (% discount) the Proposer will provide to the City.
- g. **Invoicing**: Invoicing to the City shall be detailed, clear, and easily auditable in relation to the pricing submitted on the Proposal Pricing Form.

## 8.) SPECIFIC SCOPES OF WORK:

### a. **PROJECT A: Police Department Access Control**

- i. Proposer shall expand CITY'S S2 Access Control System to add the capability of a total of twenty-six (26) doors to the system; however, this RFP only includes installation of twenty-five (25) doors.
- ii. Removal of existing system. The City shall retain all parts removed of the existing system. All existing system hardware shall remain the property of the City of Fayetteville.
- iii. An electric door strike shall be installed on each of the existing access doors except for two door locations which will receive an electromagnetic lock (Main Police Station Upstairs and exterior door at the Downtown Legacy Building). All other door locations shall be installed with a mortised electric strike and face plate, with the exception of the Records door at the Main Police Station which will be installed with a surface mount electric strike due to the different door opening hardware on this door. A PIR motion devise shall be installed on the opposite side of the door from the card reader, to allow for proper door status reporting when any person exits through the door from the inside. The electric door strike shall allow for free egress from the inside through the door by turning a lever handle and pushing the door open. The two doors with mag locks shall have an exit button to push to exit through those doors. The PIR device shall signal and unlock the door when someone approaches it from the inside as a backup to the exit button in case of any mechanical failure.
- iv. This Scope of Work includes the addition of the following access controlled doors:
  - 1. Capability of up to twenty (20) doors at the Main Police Station location and only providing installation on nineteen (19) with proximity card readers.
    - a. Proposer shall install two (2) new 8-door controllers and two (2) new 2-door controllers. This shall allow the connection of interior doors, the upstairs outside door, leaving two (2) additional doors for future expansion on the new controllers.
    - b. Main station upstairs west exterior door shall include installation of an electromagnetic lock and no electric door strike.
  - 2. Up to two (2) doors at the Downtown Legacy Building remote site. Proposer shall install one (1) new 2-door controller.
    - a. Installation shall be made on the existing exterior door and have the capability of adding one (1) additional door/reader.
    - b. This exterior door has a concrete wall construction around the door. Awarded Proposer shall run conduit, install lock with an interior Exit Button. Door strike shall not be installed on this door.
    - c. Exterior door of this location shall include installation of an electromagnetic lock and no electric door strike.
  - 3. Up to two (2) doors at the Washington Regional Medical Center remote site. Proposer shall install one (1) new 2-door controller.

- a. Installation shall be made on the existing interior door and have the capability of adding one (1) additional door/reader.
  - 4. Up to two (2) future additional doors at the Northwest Arkansas Mall/COP Office remote site
    - a. Install one (1) 2-door controller for future door expansion of up to two (2) doors.
- vi. Proposal shall include installation of Door Control Panels in the computer room location and shall be connected to the network. The new door controllers shall have a dedicated power supply and a 12 VDC backup battery. Each door strike, mag lock, exit button and PIR device shall be powered separately from the controllers and the power supply for these units will be installed by the new controllers. The CITY shall be responsible for providing PROPOSER with AC power at the Door Control locations. S2 controllers shall be installed at each CITY site listed herein. Proposal shall provide for the integration to the PD fire alarm panel.
- vii. Changing-out/Replacing Existing Schlage Door Locking Systems
  - 1. The replacement of the Schlage door locking systems including door handles/latches, key pads and cover plates shall be performed by a licensed locksmith. PROPOSER shall remove all eighteen (18) of the existing door locking mechanisms and replace them with new locking Lever Handles and Cover Plates. Replacement door hardware must match and conform to the design of the existing doors to the satisfaction of the CITY.
  - 2. All removed items from the current Schlage locking door system shall become the property of the City of Fayetteville.
- v. Proposer shall provide all equipment and materials as specified herein and all labor and services required for the Expansion of the existing S2 Access Control system and Changing-out/Replacing the existing Schlage door locking systems for the Fayetteville Police Department (CITY). The City of Fayetteville Police Department is located at 100-A W. Rock Street in Fayetteville, Arkansas. This Scope of Work includes three remote site locations, including police offices at the Dickson Street Legacy Building, Washington Regional Medical Center and the Northwest Arkansas Mall. CONTRACTOR will deliver the project mechanically complete and ready for commissioning in accordance with the drawings, specifications, and this Scope of Work document.
- vi. Proposer shall be an existing Access Control Dealer/ Integrator for a minimum of three (3) years in the access control and security industry.
- vii. The replacement of the current Schlage door locking systems including door handles/latches, key pads and cover plates shall be performed by a licensed locksmith. Replacement door hardware shall match and conform to the aesthetics and design of the doors to the satisfaction of the City of Fayetteville.
- viii. Proposer in strict accordance with this Scope of Work document, exhibits, and the documents and clarifications referenced hereunder, shall furnish all qualified labor, supervision, management, materials (both permanent and consumable), QA/QC (both testing and reporting), all administrative functions, construction and transportation equipment, construction tools, material handling and control, all safety equipment, first-aid, medical support and emergency services, progress/quantity/cost and schedule reporting, insurance, and each item of expense necessary to perform the complete S2 System Expansion and Changing-out/Replacing the existing Schlage door locking systems installation on a non-exclusive, all inclusive lump sum basis. The WORK shall be performed in accordance with the latest applicable industry standards and codes, the specifications, and drawings provided under this Scope of Work, and to the full and complete satisfaction of the CITY.
- ix. Proposer shall provide all staff functions such as document control, material receiving and control, safety, quality assurance, job progress reporting, cost and schedule control, project turnover, etc.
- x. Proposer shall submit a preliminary installation schedule along with manpower loading plans, an equipment schedule and an indirect overhead personnel schedule with proposal. CITY and PROPOSER shall review such schedule and determine mutually agreeable dates for PROPOSER deliverables, which will effectively support the execution of the WORK. A detailed schedule incorporating agreed dates shall be submitted within two weeks of contract award.



- xi. The jobsite work schedule will be Monday-Friday, 5 days per week, from 8:00 AM – 4:30 PM. Proposer may propose other work schedules as appropriate to meet the schedule objectives, or as deemed necessary to man the project
- xii. Proposer shall only work when allowed by the City of Fayetteville via prior authorization.
- xiii. PROPOSER shall furnish all equipment necessary to; receive, inspect, transport, load and unload PROPOSER supplied materials to and from the material staging area(s).
- xiv. Security and liability shall not be provided by CITY for materials/equipment left unattended.
- xv. PROPOSER shall furnish all permanent materials required to complete the expansion of the Access Control System and Changing-out/Replacing the existing Schlage door locking systems portion of this project except as specifically noted in this scope. Materials to be furnished by PROPOSER shall be provided in accordance with the specifications listed throughout this scope and include but not be limited to, all:
  - 1. Conduit and accessories, non-plenum wire, cable, fittings and accessories for interior and exterior wire pulls including low voltage wiring.
  - 2. Wire and cable in quantities, types, and required sizes to connect all of the required equipment. Wiring will be concealed and properly cable managed.
  - 3. Miscellaneous mounting hardware for all devices and supports.
  - 4. All consumable items such as tape, tie-wraps, Velcro, wire markers, wire nuts, etc.
  - 5. All Access Control Software and multi-user licensing.
  - 6. Provide all Access Control door hardware including, but not limited to 1200 lb. electromagnetic locks, mortised electric door strikes and face plates, surface mount door strikes, door controllers, request-to-exit buttons, PIRs, card readers, recessed door contact switches. Controllers must each have their own power supply and battery backup. PROPOSER shall utilize brands approved by CITY.
  - 7. Interface boards and equipment/material for TCP/IP Communications between all door controllers over the network.
  - 8. Door handles/latches, key pads and cover plates to replace existing Schlage systems.

**b. Solid Waste and Recycling**

**i. Video Surveillance**

- 1. Provide S2 NetVR Video Server(s) to support up to 24 cameras
- 2. Install Bosch Starlight cameras with mounts and IR illuminators to 3 existing light poles around the Recycling drop-off
- 3. Run Outdoor Cat5e and IR Illuminator power wire in existing conduit to the 3 camera locations.
- 4. Install Conduit from pull box to the center pole for the third camera
- 5. Install camera near main gate for the purpose of capturing license plate numbers. Will need conduit from a nearby pull box and cat5e/illuminator wire from main control box.
- 6. Bosch Starlight Dome Camera with mount installed on light pole overlooking dumpsters at the Legacy Building
- 7. Install three Bosch Starlight cameras with mounts and IR illuminators at the North Street drop off location.
- 8. Install two Bosch Starlight cameras with mounts and IR illuminators at the Compost Facility.
- 9. Install two Bosch Starlight cameras with mounts and IR illuminators at the Solid Waste truck locations.

**ii. Access Control**

- 1. Install 6 door Network Node to replace existing continental access panels in the security room.
- 2. Install 24V power supply.
- 3. Add reader and mag lock to security room door.

4. Provide licensing and other necessary equipment for Badging.
5. Install Proximity Reader at existing gate and provide pricing for additional future gates.
6. Install all cabling required for gate control.
7. Installation of 2 door Network node and all necessary door hardware for full access control at the Legacy building dumpster location.
8. Installation of 2 door Network node and all necessary door hardware for full access control at the Compost facility.
9. Provide all cabling needed for system and cameras
10. City will provide POE switch.
11. City will provide 110 AC power.

**c. Airport Gates and Badging**

- i. Provide door controller(s) for terminal, fuel farm, and man gates located at and around the airport administration building. Utilize existing cabling, card readers, gate actuators, and enclosures.
- ii. Connect existing reader to existing S2 controller located at the Ernest Lancaster gate.
- iii. Provide Licensing for Badging
- iv. Provide Licensing for integration with existing Exacq Vision DVR and Panasonic cameras.
- v. Migrate existing badges and users to the new system.

**d. Central Access Control System Upgrades:**

- i. For the City's access control system, only S2 solutions will be considered as provided by proposal
- ii. Licensing required for Database Partitioning to separate out Police Department and City Users as well as other divisions where applicable.
- iii. Licensing required to cover the number of doors being added to the system.
- iv. Upon satisfactory on-line operation of the system hardware and firmware, the entire installation including all subsystems shall be inspected to the satisfaction of the City. PROPOSER shall perform all tests, furnish all test equipment and consumable supplies necessary and perform any work as required to establish performance levels for the system in accordance with the specifications. Each device shall be tested as a working component of the completed system. All system controls shall be inspected for proper operation/response.

**e. Shop/Fleet Cameras**

- i. Install 3 fixed Bosch Starlight Dome Cameras with mounts to monitor designated areas.
- ii. Install 2 PTZ Bosch Dome Camera for monitoring
- iii. All Cameras will be recorded on the NetVR located at the Solid Waste Facility.
- iv. Furnish and install all cat5e cabling required to connect cameras. POE switch provided by the City.

**f. Parks Cameras and Access Control**

- i. Video Surveillance
  1. Install 2 Cameras to monitor designated areas
  2. Cameras will be recorded on the NetVR located at the Solid Waste Facility.
  3. Furnish and install Cat5e cabling required to connect cameras to the network. POE switch provided by the City.
- ii. Access Control
  1. Provide Network Node, cabling, readers, and all required door hardware for the 4 outside doors located on each side of the building.
  2. Installation of 24V power supply.

**g. Animal Shelter Cameras and Access Control**

- i. Video Surveillance
  1. Install 2 Bosch Starlight Dome cameras with audio in the front office to monitor the 2 customer counters.
  2. Install wide angle Bosch Starlight Dome Camera above rear outside door to monitor clinic and Kennel.
  3. All Cameras will be recorded on the NetVR located at the Solid Waste Facility.

4. Provide and install all cabling necessary to connect cameras to the network. (POE Switch will be provided by City)
- ii. Access Control
  1. Provide network node, cabling, readers, and all required door hardware for 4 outside doors. These include the front doors to the clinic, kennel, and main office as well as the back door to the main office.
  2. Install 24V Power supply.
- h. Department Access Control System
  - i. Replace all Schlage reader/door locks with applicable door controllers, readers, cabling, and misc. hardware necessary at all Fire Stations (total of 7) and the Fire Marshal's Office (single location).
  - ii. Migrate existing users and job information.
- i. City Hall and Surrounding buildings Access Control System
  - i. Replace all Schlage reader/door locks with applicable door controllers, readers, cabling, and misc. hardware necessary at City Hall, Planning/Engineering, and Building Maintenance facilities.
- j. Water/Sewer Operations Access Control System
  - i. Replace existing Hirsch door controllers utilizing all existing electric strikes, cabling, and readers at the Water/Sewer Operations facilities and the 2 wastewater treatment plants.
  - ii. Configure badging and migrate all existing users to the new system.

9.) **WARRANTY:** All Proposers shall provide standard manufacturer's warranty on all products installed. Proposers shall provide information with proposal pertaining to all warranty descriptions. Warranty will be a considering factor in evaluation.

10.) **EXPERIENCE:**

- a. Personnel:
  - i. **Staff:** The Proposer shall provide a description of staff and work force that will be assigned to effectively facilitate the requirements of this project. Description provided shall include, at a minimum, the number of permanent employees, part time employees, and an organizational chart reflecting their responsibilities.
  - ii. **Resumes:** The Proposer shall provide maximum one-page resumes of key personnel intended to be utilized for this project. One-page resumes do not count towards page restrictions outlined in this RFP. Resumes shall include, at a minimum:
    - Position Title
    - Tenure with Proposer
    - Manufacturers certification for equipment service & repair (by model)
    - Experience
    - Other related information
- b. Company:
  - i. **Experience:** Proposer shall provide a detailed description of similar city and/or county projects or contracts that currently use the proposed system, completed and/or presently provided during the past five (5) years. Provide complete contact information, name, address, phone and emails for all references.
  - ii. **Company Principals:** Provide a brief biographic overview of the Company's key principals.
  - iii. **Capabilities:** Proposer shall provide a description of limitations relative to facilities, staff personnel, on-going projects/ contracts, etc. Specifically, provide in RFP response what priority will be placed on this project.

11.) **COMPANY ORGANIZATION:**

- a. **Primary Business:** Proposers shall describe company's primary business interest and/or operations including organization and affiliations. Include the magnitude of your operation as it relates to this project

- b. **Company History:** Provide pertinent company historical information that will demonstrate your capability to successfully accomplish this project.
- c. **Overview:** It is the City's intent to evaluate the proposals based on technical merit and price and to choose the Proposer whose proposal provides the highest value to the City. The City reserves the right to waive any irregularities, reject any and/or all proposals, in whole or in part, when, in the City's opinion, such rejection is in the best interests of the City.
- d. **Evaluation Method:** Each proposal will be reviewed by a team of qualified individuals. Their proposal review and evaluation will be subjective; however, the weighting values are established to minimize subjectivity. The following delineates the value attributed to each section.

#### **12.)IMPLEMENTATION:**

- a. Onsite training shall include:
  - i. Two (2) general users from the City
  - ii. Up to four (4) system administrators to manage the system operation and configuration and set up users
- b. The company selected shall provide 24/7 support with a maximum of 30 minute call back time after hours.

#### **13.)CONTRACT FORMATION:**

- a. If the negotiation produces mutual agreement, the draft contract as a part of this package will be constructed and forwarded to the Fayetteville City Council for approval. If negotiations with the highest ranking Proposer fail, negotiations shall be initiated with the next highest ranking Proposer until an agreement is reached. The City reserves the right to reject all offers and end the process without executing a contract.

#### **14.)PROPOSAL CONTENT:**

- a. Proposals should be prepared simply and economically, providing a straight forward, concise description its ability to meet the requirements for the project. Fancy bindings, colored displays, and promotional material are not required. Emphasis should be on completeness and clarity of content. All documents should be typewritten on standard 8 1/2" x 11" white papers and bound in one volume. Exceptions would be schematics, exhibits, or other information necessary to facilitate the City of Fayetteville's ability to accurately evaluate the proposal. Limit proposal to twenty-five (25) pages or less, excluding one-page team resumes.

#### **15.)TERM OF CONTRACT:**

- a. The initial term of the contract shall be for a period of one (1) year, starting with the date approved by the Fayetteville City Council. The contract shall be renewable by mutual consent, at a mutually agreed fee on an annual basis thereafter for four (4) additional years, for a total contract term of five (5) years. The contract may be terminated by either party by giving the other party written notice of such intent not less than sixty (60) days prior to the effective date of the termination. In the event of termination, claims for compensation owed the consultant by the City shall be limited to verifiable services rendered.

#### **16.)DEMONSTRATION & ORAL PRESENTATION:**

- a. Following the evaluation of the proposals, the Selection Committee may request that the top ranking firms make an oral presentation or be interviewed. If presentations are necessary, they will take place in Fayetteville, Arkansas. Notices will be sent by the Purchasing Division.
- b. A demonstration of the system may be required before a final decision is made. The purchasing agent will schedule all demonstrations.

## 17.) SELECTION CRITERIA:

**SELECTION CRITERIA:** The following criteria will be used by the City to evaluate and score responsive proposals. Proposers shall include sufficient information to allow the City to thoroughly evaluate and score their proposal. Each proposal submitted is not required to be ranked by the selection committee; however, all proposals will be evaluated. The contract may be awarded to the most qualified firm, per the evaluation criteria listed below, based on the evaluation of the selection committee.

- 1) 25% **Qualifications in Relation to Specific Project to be Performed:** Information reflecting qualifications of the firm. Indicated specialized experience and technical competence of the firm in connection with the type and complexity of the service required. Subcontractors, if used, must be listed with information on their organization.
- 2) 25% **Experience, Competence, and Capacity for Performance:** Information reflecting the names, titles, and qualifications (including experience and technical competence) of the major personnel assigned to this specific project. Provide detailed breakdown of subcontractor's staff to be used and how they are to be used to supplement your staff. This section of the evaluation criteria includes the amount of work presently underway for your firm; please present this in submittal.
- 3) 20% **Proposed Method of Doing Work:** A proposed work plan (description of how the project would be conducted as well as other facts concerning approach to scope you wish to present) indicating methods and schedules for accomplishing each phase of work. Include with this the amount of work presently underway. The Firm's ability and commitment to complete the project in the timeframe outlined by the City will also be taken into consideration. Evaluation of Integration into existing systems will also be a deciding factor.
- 4) 15% **Past Performance:** Previous evaluations shall be considered a significant factor. If previous evaluations with the City are not available, the professional firm's past performance records with City and others will be used, including quality of work, timely performance, diligence, ability to meet past budgets, and any other pertinent information. Firm will provide a list of similar jobs performed and person whom the City can contact for information.
- 5) 15% **Price:** Complete pricing to the City for all services described herein. The City shall pay an annual base fee. Annual fees shall not be dictated by subscribers. There shall be no additional "per user" charges.

City of Fayetteville  
RFP 13-11, Access Control and Security System  
SECTION D: Vendor References

---

The following information is required from all firms so all statements of qualification may be reviewed and properly evaluated:

COMPANY NAME: \_\_\_\_\_

NUMBER OF YEARS IN BUSINESS: \_\_\_\_\_ HOW LONG IN PRESENT LOCATION: \_\_\_\_\_

TOTAL NUMBER OF CURRENT EMPLOYEES: \_\_\_\_\_ FULL TIME \_\_\_\_\_ PART TIME

NUMBER OF EMPLOYEES PLANNED FOR THIS CONTRACT: \_\_\_\_\_ FULL TIME \_\_\_\_\_ PART TIME

PLEASE LIST FOUR (4) **GOVERNMENTAL** REFERENCES THAT YOU HAVE PREVIOUSLY PERFORMED SIMILAR CONTRACT SERVICES FOR WITHIN THE PAST FIVE (5) YEARS (All fields must be completed):

1. \_\_\_\_\_  
COMPANY NAME

\_\_\_\_\_  
CITY, STATE, ZIP

\_\_\_\_\_  
CONTACT PERSON

\_\_\_\_\_  
TELEPHONE

\_\_\_\_\_  
FAX NUMBER

\_\_\_\_\_  
E-MAIL ADDRESS

2. \_\_\_\_\_  
COMPANY NAME

\_\_\_\_\_  
CITY, STATE, ZIP

\_\_\_\_\_  
CONTACT PERSON

\_\_\_\_\_  
TELEPHONE

\_\_\_\_\_  
FAX NUMBER

\_\_\_\_\_  
E-MAIL ADDRESS

3. \_\_\_\_\_  
COMPANY NAME

\_\_\_\_\_  
CITY, STATE, ZIP

\_\_\_\_\_  
CONTACT PERSON

\_\_\_\_\_  
TELEPHONE

\_\_\_\_\_  
FAX NUMBER

\_\_\_\_\_  
E-MAIL ADDRESS

4. \_\_\_\_\_  
COMPANY NAME

\_\_\_\_\_  
CITY, STATE, ZIP

\_\_\_\_\_  
CONTACT PERSON

\_\_\_\_\_  
TELEPHONE

\_\_\_\_\_  
FAX NUMBER

\_\_\_\_\_  
E-MAIL ADDRESS

City of Fayetteville  
 RFP 13-11, Access Control and Security System  
 SECTION E: Signature Submittal

---

**1. Disclosure Information**

Proposer must disclose any possible conflict of interest with the City of Fayetteville, including, but not limited to, any relationship with any City of Fayetteville employee. Proposer response must disclose if a known relationship exists between any principal or employee of your firm and any City of Fayetteville employee or elected City of Fayetteville official.

If, to your knowledge, no relationship exists, this should also be stated in your response. Failure to disclose such a relationship may result in cancellation of a purchase and/or contract as a result of your response. This form must be completed and returned in order for your bid/proposal to be eligible for consideration.

**PLEASE CHECK ONE OF THE FOLLOWING TWO OPTIONS, AS IT APPROPRIATELY APPLIES TO YOUR FIRM:**

\_\_\_\_\_ 1) NO KNOWN RELATIONSHIP EXISTS

\_\_\_\_\_ 2) RELATIONSHIP EXISTS (Please explain). \_\_\_\_\_

I certify that: as an officer of this organization, or per the attached letter of authorization, am duly authorized to certify the information provided herein are accurate and true; and my organization shall comply with all State and Federal Equal Opportunity and Non-Discrimination requirements and conditions of employment.

**2. At the discretion of the City, one or more firms may be asked for more detailed information before final ranking of the firms, which may also include oral interviews. NOTE: Each Proposer shall submit to the City a primary contact name, e-mail address, and phone number (preferably a cell phone number) where the City selection committee can call for clarification or interview via telephone.**

Name of Firm: \_\_\_\_\_

Name of Primary Contact: \_\_\_\_\_

Title of Primary Contact: \_\_\_\_\_

Phone#1 (cell preferred): \_\_\_\_\_ Phone#2: \_\_\_\_\_

E-Mail Address: \_\_\_\_\_

**3. Please acknowledge receipt of addenda for this invitation to bid, request for proposal, or request for qualification by signing and dating below. All addendums are hereby made a part of the bid or RFP documents to the same extent as though it were originally included therein. Proposers/Bidders should indicate their receipt of same in the appropriate blank listed herein. Failure to do so may subject vendor to disqualification.**

ADDENDUM NO.	SIGNATURE AND PRINTED NAME	DATE ACKNOWLEDGED

**4. PRICE BID:**

***Proposers shall provide documentation clearly outlining total cost for each project per the attached "Proposal Pricing Form". Failure to submit the required "Proposal Pricing Form" could result in your proposal being rejected as non-responsive.***

**5.** As an interested party on this project, you are required to provide debarment/suspension certification indicating in compliance with the below Federal Executive Order. Certification can be done by completing and signing this form.

Federal Executive Order (E.O.) 12549 "Debarment and Suspension" requires that all contractors receiving individual awards, using federal funds, and all sub-recipients certify that the organization and its principals are not debarred, suspended, proposed for debarment, declared ineligible, or voluntarily excluded by any Federal department or agency from doing business with the Federal Government.

**6.** Signature certifies that neither you nor your principal is presently debarred, suspended, proposed for debarment, declared ineligible, or voluntarily excluded from participation in this transaction by any federal department or agency.

**Questions regarding this form should be directed to the City of Fayetteville Purchasing Division.**

**NAME:** \_\_\_\_\_

**COMPANY:** \_\_\_\_\_

**PHYSICAL ADDRESS:** \_\_\_\_\_

**MAILING ADDRESS:** \_\_\_\_\_

**PHONE:** \_\_\_\_\_ **FAX:** \_\_\_\_\_

**E-MAIL:** \_\_\_\_\_

**SIGNATURE:** \_\_\_\_\_

**TITLE:** \_\_\_\_\_

**DATE:** \_\_\_\_\_



City of Fayetteville  
RFP 13-11, Access Control and Security System  
SECTION F: Proposal Pricing Form

All Proposers shall provide documentation clearly outlining total cost for each project per the attached "Proposal Pricing Form". Failure to submit the required "Proposal Pricing Form" could result in your proposal being rejected as non-responsive.

All Proposers shall submit an MSRP sheet for all system components. Failure to submit the required MSRP retail pricing could result in your proposal being rejected as non-responsive.

Schedule A: Projects to be completed immediately upon contract award.					
		<i>i</i>	<i>ii</i>	<i>iii</i>	<i>iv</i>
Item#	Location	Total Turn Key Price*	% Discount off MSRP for Additional Items outside of spec*	Hourly Installation Rate - Primary Installer (per hour)*	Hourly Installation Rate - Installation Assistant (per hour)*
A1	Police Department	\$ _____	_____ % off	\$ _____ per hour	\$ _____ per hour
A2	Solid Waste & Recycling	\$ _____	_____ % off	\$ _____ per hour	\$ _____ per hour
A3	Airport	\$ _____	_____ % off	\$ _____ per hour	\$ _____ per hour
A4	Central Access Control System Upgrades	\$ _____			
<b>*Pricing Definitions</b>					
*(i) <u>Total Turn-Key Pricing</u> : Complete Pricing based on provided specifications for the location.					
*(ii) <u>Discount off MSRP for Additional Items outside of spec</u> : Percentage discount off of the manufacturer's MSRP retail pricing sheet shall be used for any items added outside of the scope of the locations and specifications provided in this schedule. Proposers shall provide MSRP pricing schedule showing MSRP.					
*(iii) <u>Hourly Installation Rate - Primary Installer (per hour)</u> : Hourly rate to be charged to the City for a Primary, supervisor, or master installer to provide installation services outside of the scope of the locations and specifications provided in this schedule.					
*(iv) <u>Hourly Installation Rate - Installation Assistant (per hour)</u> : Hourly rate to be charged to the City for an assistant installer to provide installation services outside of the scope of the locations and specifications provided in this schedule.					

<b>Schedule B: To be purchased and installed within 3-6 months of contract award</b>				
		<i>I</i>	<i>II</i>	<i>III</i>
Item#	Location	% Discount off MSRP for Additional Items outside of spec*	Hourly Installation Rate - Primary Installer (per hour)*	Hourly Installation Rate - Installation Assistant (per hour)*
B1	City Shop / Fleet	_____ % off	\$ _____ per hour	\$ _____ per hour
B2	Parks & Recreations	_____ % off	\$ _____ per hour	\$ _____ per hour
<b>*Pricing Definitions</b>				
*(i) <u>Discount off MSRP for Additional Items outside of spec:</u> Percentage discount off of the manufacturer's MSRP retail pricing sheet shall be used for any items added outside of the scope of the locations and specifications provided in this schedule. Proposers shall provide MSRP pricing schedule showing MSRP.				
*(ii) <u>Hourly Installation Rate - Primary Installer (per hour):</u> Hourly rate to be charged to the City for a Primary, supervisor, or master installer to provide installation services outside of the scope of the locations and specifications provided in this schedule				
*(iii) <u>Hourly Installation Rate - Installation Assistant (per hour):</u> Hourly rate to be charged to the City for an assistant installer to provide installation services outside of the scope of the locations and specifications provided in this schedule.				

<b>Schedule C: To be purchased and installed within 12-24 months of contract award</b>				
		<i>I</i>	<i>II</i>	<i>III</i>
Item#	Location	% Discount off MSRP for Additional Items outside of spec*	Hourly Installation Rate - Primary Installer (per hour)*	Hourly Installation Rate - Installation Assistant (per hour)*
C1	Animal Shelter	_____ % off	\$ _____ per hour	\$ _____ per hour
C2	Fire Stations (7 locations) and Fire Marshall Office (1 location)	_____ % off	\$ _____ per hour	\$ _____ per hour
<b>*Pricing Definitions</b>				
*(i) <u>Discount off MSRP for Additional Items outside of spec:</u> Percentage discount off of the manufacturer's MSRP retail pricing sheet shall be used for any items added outside of the scope of the locations and specifications provided in this schedule. Proposers shall provide MSRP pricing schedule showing MSRP.				
*(ii) <u>Hourly Installation Rate - Primary Installer (per hour):</u> Hourly rate to be charged to the City for a Primary, supervisor, or master installer to provide installation services outside of the scope of the locations and specifications provided in this schedule.				
*(iii) <u>Hourly Installation Rate - Installation Assistant (per hour):</u> Hourly rate to be charged to the City for an assistant installer to provide installation services outside of the scope of the locations and specifications provided in this schedule.				

Schedule E: Miscellaneous Items for installation (for items not listed on MSRP)		
Item#	Description	Mark Up Percentage*
E1	Material (Cost plus %): Materials cost from \$000-\$100	_____ %
E2	Material (Cost plus %): Materials cost from \$101-\$500	_____ %
E3	Material (Cost plus %): Materials cost from \$501-\$1000	_____ %
E4	Material (Cost plus %): Materials cost from \$1001-\$5000	_____ %
E5	Material (Cost plus %): Materials cost from \$5001 and up	_____ %
<b>*Pricing Definitions</b>		
* <u>Mark Up Percentage</u> : Awarded proposer's cost of material plus the mark up percentage provided. This schedule shall be used for miscellaneous items not listed on the provided MSRP discount. This schedule shall only apply to Schedule A in the event the City adds scope of work outside of the provided specifications.		

This form includes Schedules A – E  
 END OF FORM

**City of Fayetteville, Arkansas - Budget Adjustment Form (Legistar Version)**

<b>Budget Year</b> 2014	<b>Division:</b> Information Technology <b>Dept.:</b> Finance & Internal Services <b>Requestor:</b> Don Marr	<b>Adjustment Number</b>
----------------------------	--	--------------------------

**BUDGET ADJUSTMENT DESCRIPTION / JUSTIFICATION:**

Additional funds are requested in the Access Control and Security System project due to a change in vendor contract.

<p>RESOLUTION/ORDINANCE</p>	<p>COUNCIL DATE: <u>5/6/2014</u></p> <p>LEGISTAR FILE ID#: <u>2014-0196</u></p> <p><b><u>BUDGET &amp; INFORMATION MANAGEMENT USE</u></b></p> <p style="text-align: center;"><i>Barbara Fell</i></p> <p style="text-align: center;"><i>4/18/2014 3:25 PM</i></p> <hr/> <p style="text-align: center;">Budget Director <span style="float: right;">Date</span></p> <p>TYPE: _____</p> <p>DESCRIPTION: _____</p> <p>GLDATE: _____</p> <p>POSTED: _____ / _____</p>
-----------------------------	---

v.20140331

Account Number	TOTAL	13,855	13,855	Increase / (Decrease)		Project.Sub#		Account Name
		Expense	Revenue	Project	Sub	AT		
5550.3960.5801.00		2,803		13030	6001	EX		Fixed Assets
5500.5080.5801.00		11,052		13030	6001	EX		Fixed Assets
5550.0955.4999.99			2,803			RE		Use of Fund Balance
5500.0950.4999.99			11,052			RE		Use of Fund Balance





**Date: 4-17-14**  
**To: Chris Doughty**  
**From: Billy York**

Solid Waste and Recycling  
Total of 12 Cameras, 8 Doors of Access Control and 2 Access Gates

### **Video Surveillance**

#### **Solid Waste and Recycling**

- (1) Install and Program (Owner Provided) S2 NetVR100 8TB Server that will support up to 64 IP Cameras installed in Solid Waste Building to support new cameras at various below locations
- Recycling Drop Off (3) (Owner Provided) Vivotek IP Cameras installed on existing light poles to monitor area
- Main Gate (1) (Owner Provided) Vivotek IP Cameras installed on pole to catch vehicle license plates
- Legacy Building Dumpster (1) (Owner Provided) Vivotek IP Camera installed on existing light pole overlooking dumpster
- North Street Drop Off (3) (Owner Provided) Vivotek IP Cameras installed on structure (pricing based on mounting cameras on building)
- Compost Facility (2) (Owner Provided) Vivotek IP Cameras installed on structure (pricing based on mounting cameras on building)
- Solid Waste Truck Location (2) (Owner Provided) Vivotek IP Cameras installed on structure (pricing based on mounting cameras on building)
- Cat5E indoor and outdoor cable to support cameras
- Commissioning

### **Access Control**

#### **Solid Waste:**

- (1) (Owner Provided) S2 6Door Network Controller with power supply installed in Solid Waste Building to support takeover of existing access control system
- (1) Altronix 24VDC/10Amp 8Door Lock Power Supplies to support power to locks
- (5) takeover of existing access doors at Solid Waste Building
- Security Room Door (1) 600lb Maglock, Prox Reader, RTE Motion, RTE Button and Door Position Contact
- Access Control Tappan Composite Cable to support new equipment to doors
- Commissioning

**Existing Gate:**

- (1) HID RP40 Prox Reader to allow badge access thru gate
- (1) 12 X12 Back Box for existing gooseneck for mounting of the prox reader
- Connect to existing gate controller
- 18/6 Outside plant cable to support new gate
- Commissioning

**Future Gate:**

- (1) (Owner Provided) S2 2Door Micro Node to be added in Solid Waste Building
- (1) HID RP40 Prox Reader to allow badge access thru gate
- (1) 48" Gooseneck with gang box to mount prox reader
- Connect to existing gate controller
- 18/6 Outside plant cable to support new gate
- Commissioning

**Legacy Building Dumpster:**

- (1) (Owner Provided) S2 2Door Micro Node installed in customer provided enclosure
- (1) Altronix 24VDC/10Amp 8Door Lock Power Supplies to support power to locks
- (1) Exterior Door Rutherford 1200lb Maglock, Prox Reader, RTE Button and Door Position Contact for new door installation
- Access Control Tappan Composite Cable to support new equipment to doors
- Cat5E to connect panels to network
- Connect to existing Fire panel for emergency door release
- Commissioning

**Compost Facility:**

- (1) (Owner Provided) S2 2Door Micro Node with power supply to support needed doors
- (1) Altronix 24VDC/10Amp 8Door Lock Power Supplies to support power to locks
- (2) Existing Interior Door HES 8000 Door Strike, Prox Reader, RTE Motion and Door Position Contact for new door installation
- Access Control Tappan Composite Cable to support new equipment to doors
- Cat5E to connect panels to network
- Connect to existing Fire panel for emergency door release
- Commissioning

<b>Project Total</b>	<b>\$</b>	<b>31,752.96</b>
----------------------	-----------	------------------

## *Assumptions*

If required, management will provide all installation personnel with access badges, keys, and or escorts in order to perform the work in a timely manner.

Customer will have a designated Project Manager to answer any/all questions that might arise during the project installation.

Return trips for operational verification, of other vendor's equipment, will be at billable rates should there be no fault found with the cabling or device installation.

Any customer requested work and or materials beyond the original scope of work described in this proposal and or the "Proposal Attachment" is subject to additional charges.

Delays due to: closings, material availability, limited access or other events, which are the result of the customer, will be billed per hour for every hour the delay exists.

No electronics including switches, routers, wireless access points, etc. or installation of same is included.

No electrical/conduit work is included in this proposal.

No bonding cost is included.

Electrical power is to be supplied by others and will be available throughout the duration of this project.

---

Signature

---

Date

---

Printed Name

---

Title

*Electra Link, Inc. will warrant and guarantee all workmanship and material, which it furnishes and installs, for a period of (1) One Year from the date of installation. This warranty obligates Electra Link, Inc., at its option, to either repair or replace the defective equipment or materials originally provided. In no event, shall Electra Link, Inc. be liable for incidental or consequential damages caused from, but not limited to, any loss of service or acts of god, nor shall Electra Link, Inc. held liable on any claim for damages exceed the total price of the installation. The warranty is contingent upon the proper use of the equipment and materials, and does not cover damages as the result of customer accident, misuse, or abuse. The warranty will become invalid if the results of the damage were inflicted by others or were the results of installation practices of others.*

**“This pricing is valid for a period of “90” Calendar days from the date of this proposal”**

*We are very interested in continuing a working relationship with you and your firm. If there is any way that I can assist you now or in the future or you require additional information, please give me a call at your first convenience.*

*Thank you,  
Billy York  
Security Manager—OKC  
Cell# 405-200-3623  
[byork@electralink.com](mailto:byork@electralink.com)  
OK Lic.# 1880  
ARK Lic.# E 2012 0043*





City of Fayetteville RFP 13-11 Access Control and Security System

ElectraLink Proposal #

**Appendix**

- Tab #1.....Cover Sheet, Executive Summary, Narrative Quote
- Tab #2.....Electra Link COI and Bid Bonds
- Tab #3.....City Bid Forms
- Tab #4.....Project Schedule Manpower
- Tab #5.....Security Project Personnel Qualifications/Resumes/S2 Cert
- Tab #6.....Company Information
- Tab #7.....Security Project References

*Houston*  
21755 IH-45, Bldg. #10  
Spring, Texas 78759  
281-350-6096 281-350-8295-Fax

*Dallas*  
17819 Davenport Rd., Suite 310  
Dallas, Texas 75252  
972-818-7225 972-818-7219-Fax

*Austin*  
12217 Waters Park Rd.  
Austin, Texas 78759  
512-835-6475 512-835-6481-Fax

# *Response to Request for Proposal*

**Based on Prints Dated: RFP 13-11**

August 14, 2013

To:  
**City of Fayetteville**

\*\*\*\*\*

*City of Fayetteville RFP 13-11 Access Control and Security System*  
*S2 Access Control*

From:



**The Cable System Specialist**



**Houston**  
21755 IH-45, Bldg. #10  
Spring, Texas 78759  
O-281-350-6096 F-281-350-8295



**Oklahoma City**  
417 South State Street  
Edmond, Oklahoma  
O-405-715-1700 F-405-715-1703



**Tulsa**  
9906 East 43<sup>rd</sup> Street South  
Tulsa, Oklahoma  
O-918-828-0028 F-918-828-0033

## Executive Summary

Thank you for allowing *Electra Link, Inc. (ELI)* the opportunity to provide pricing for the installation of a Access Control and Security System for the *CITY OF FAYETTEVILLE* project located in Fayetteville, AR. Utilizing the information provided, we have developed a proposal that will meet or exceed the requirements of the *CITY OF FAYETTEVILLE*. This proposal has been provided to assist the *CITY OF FAYETTEVILLE* AND their personnel in selecting a designer/installer of their communication cabling system and outlines the significant features and advantages offered by *Electra Link, Inc.* We are looking forward to establishing a relationship with your firm that will be beneficial to us all. We realize that it is not what is promised, but what is delivered, which is important in the final analysis and we are confident that *Electra Link, Inc.* can deliver.

The credibility of *Electra Link, Inc.*, as a design and installation company, is based on first hand experiences. These experiences include the design and installation of over four thousand communication cabling systems covering a wide range of physical and logical topologies. The knowledge gained through 26 years of doing business, along with the in-house capabilities of our firm, will provide the *CITY OF FAYETTEVILLE* the security of knowing that careful supervision and management of all aspects of the installation will be maintained. The quality of workmanship is very important to any installation and the standards of *Electra Link, Inc.* are rigid.

### Company History

*Electra Link, Inc.* is a Texas Corporation, established on May 6, 1985. The main focus of our firm is the design, assembly and installation of Local and or Wide Area Network cabling systems supporting Data and Telecommunications and Security Systems Integration.

*Electra Link, Inc.* has grown from a two-man operation into a company employing over three hundred fifty people today with annual sales representing an overall growth rate in excess of five thousand percent. Our continuing growth is fueled by a solid commitment to provide each and every customer with the highest quality of installation available today.

By maintaining our commitment to quality, craftsmanship, training and the maintenance of an inventory of state-of-the-art test equipment and tools, *Electra Link, Inc.* has made consistent high quality installation a reality.

### Project Supervision

*Electra Link, Inc.* will provide on-site project supervision for the complete duration of the project. The Project Manager will be on-site every week. The assigned Job Foreman for this project will work in conjunction with the Project Manager and will participate in any scheduled project meetings and coordinate any change order requests.

Our Project Manager will serve as the communication link while on-site or off-site between the *CITY OF FAYETTEVILLE* and *Electra Link, Inc.*

***Police Dept. (4) Locations***

***Total of 25 installed doors per RFP Project A line i.***

**Main Police Station: (19) Doors Installed Per RFP 13-11 specs**

***Electra Link will contract with Locktrends Locksmith out of Tulsa, OK for all the installation of electronic strikes, face plates, lever handles and cover plates.***

Per RFP 13-11 Project A of the City of Fayetteville will consist of the following purchase and installation:

- (2) S2 8Door Controllers with power supplies to support needed doors
- (2) S2 2Door Controllers with power supplies to support needed doors
- (4) Altronix 24VDC/10Amp 8Door Lock Power Supplies to support power to locks
- (17) HES 8000 Door Strike, Face Plate, Lever Handle, Cover Plate, Prox Reader, RTE Motion and Door Position Contact to replace existing Schlage doors
- (1) Records Door HES 9600 Door Strike, Face Plate, Lever Handle, Cover Plate, Prox Reader, RTE Motion and Door Position Contact to replace existing Schlage Equipment
- (1) Upstairs Exterior Door Rutherford 1200lb Maglock, Prox Reader, RTE Motion, RTE Button and Door Position Contact for new door installation
- Access Control Tappan Composite Cable to support new equipment to doors
- Cat5E to connect panels to network
- Connect to existing Fire panel for emergency door release
- Partitioning License
- Commissioning/Training
- 1 Year Software Upgrade, Support and Hardware Warranty

**Downtown Legacy Building: (2) Door Installed per RFP 13-11 specs**

Per RFP 13-11 Project A of the City of Fayetteville will consist of the following purchase and installation:

- (1) S2 2Door Controller with power supply to support needed doors
- (1) Altronix 24VDC/10Amp 8Door Lock Power Supplies to support power to locks
- (2) Exterior Door Rutherford 1200lb Maglock, Prox Reader, RTE Motion, RTE Button and Door Position Contact for new door installation
- Access Control Tappan Composite Cable to support new equipment to doors
- Cat5E to connect panels to network
- Connect to existing Fire panel for emergency door release
- Commissioning/Training
- 1 Year Software Upgrade, Support and Hardware Warranty

**Washington Regional Medical Center (2) Door Installed per RFP 13-11 specs**

Per RFP 13-11 Project A of the City of Fayetteville will consist of the following purchase and installation:

- (1) S2 2Door Controller with power supply to support needed doors
- (1) Altronix 24VDC/10Amp 8Door Lock Power Supplies to support power to locks
- (2) Existing Interior Door HES 8000 Door Strike, Prox Reader, RTE Motion and Door Position Contact for new door installation
- Access Control Tappan Composite Cable to support new equipment to doors
- Cat5E to connect panels to network
- Connect to existing Fire panel for emergency door release
- Commissioning/Training
- 1 Year Software Upgrade, Support and Hardware Warranty

**Northwest Arkansas Mall/COP Office (2) Doors**

Per RFP 13-11 Project A of the City of Fayetteville will consist of the following purchase and installation:

- (1) S2 2Door Controller with power supply to support needed doors
- (1) Altronix 24VDC/10Amp 8Door Lock Power Supplies to support power to locks
- (2) Existing Interior Door HES 8000 Door Strike, Prox Reader, RTE Motion and Door Position Contact for new door installation
- Access Control Tappan Composite Cable to support new equipment to doors
- Cat5E to connect panels to network
- Connect to existing Fire panel for emergency door release
- Commissioning/Training
- 1 Year Software Upgrade, Support and Hardware Warranty

**Project Pricing**

Material Total	\$	50,650.44
Labor Total	\$	12,120.00
Expenses	\$	2,133.33
Sub Total	\$	64,903.77
Taxes	\$	-
Sub Total	\$	64,903.77
Bonding	\$	1,622.59
Project Total	\$	66,526.37

## Solid Waste and Recycling

Total of 12 Cameras, 8 Doors of Access Control and 2 Access Gates

Per RFP Project B i and ii

### *i. Video Surveillance*

Per RFP 13-11 Project B of the City of Fayetteville will consist of the following purchase and installation:

- (1) S2 NetVR100 8TB Server that will support up to 64 IP Cameras installed in Solid Waste Building to support new cameras at various below locations
- Recycling Drop Off (3) Bosch NDN-733 Starlight Cameras with mounts and Bosch IR Illuminators installed on existing light poles
- Main Gate (1) Bosch NER-L2R1-2 license plate camera with mounts and Bosch IR Illuminators installed on pole to catch vehicle license plates
- Legacy Building Dumpster (1) Bosch NDN-733 Starlight Camera with mount installed on existing light pole overlooking dumpster
- North Street Drop Off (3) Bosch NDN-733 Starlight Cameras with mounts and Bosch IR Illuminators installed on structure (pricing based on mounting cameras on building)
- Compost Facility (2) Bosch NDN-733 Starlight Cameras with mounts and Bosch IR Illuminators installed on structure (pricing based on mounting cameras on building)
- Solid Waste Truck Location (2) Bosch NDN-733 Starlight Cameras with mounts and Bosch IR Illuminators installed on structure (pricing based on mounting cameras on building)
- Cat5E indoor and outdoor cable to support cameras
- 14/4 outdoor cable to support power to IR illuminators
- Commissioning/Training

### *ii. Access Control*

Per RFP 13-11 Project B of the City of Fayetteville will consist of the following purchase and installation:

#### ***Solid Waste:***

- (1) S2 6Door Network Controller with power supply installed in Solid Waste Building to support takeover of existing access control system
- (1) Altronix 24VDC/10Amp 8Door Lock Power Supplies to support power to locks
- (5) takeover of existing access doors at Solid Waste Building
- Security Room Door (1) 600lb Maglock, Prox Reader, RTE Motion, RTE Button and Door Position Contact and Composite Cable need to support new door

#### ***Existing Gate:***

- (1) S2 2Door Expansion Blade to be added to Network Controller in Solid Waste Building
- (1) HID RP40 Prox Reader to allow badge access thru gate
- (1) 48" Genseneck with gang box to mount prox reader
- Connect to existing gate controller
- 18/6 Outside plant cable to support new gate

**Future Gate:**

- (1) S2 2Door Expansion Blade to be added to Network Controller in Solid Waste Building
- (1) HID RP40 Prox Reader to allow badge access thru gate
- (1) 48" Gooseneck with gang box to mount prox reader
- Connect to existing gate controller
- 18/6 Outside plant cable to support new gate

**Legacy Building Dumpster:**

- S2 2Door Micro Node installed in customer provided enclosure
- (1) Altronix 24VDC/10Amp 8Door Lock Power Supplies to support power to locks
- (1) Exterior Door Rutherford 1200lb Maglock, Prox Reader, RTE Button and Door Position Contact for new door installation
- Access Control Tappan Composite Cable to support new equipment to doors
- Cat5E to connect panels to network
- Connect to existing Fire panel for emergency door release
- Commissioning/Training
- 1 Year Software Upgrade, Support and Hardware Warranty

**Compost Facility:**

- (1) S2 2Door Controller with power supply to support needed doors
- (1) Altronix 24VDC/10Amp 8Door Lock Power Supplies to support power to locks
- (2) Existing Interior Door HES 8000 Door Strike, Prox Reader, RTE Motion and Door Position Contact for new door installation
- Access Control Tappan Composite Cable to support new equipment to doors
- Cat5E to connect panels to network
- Connect to existing Fire panel for emergency door release
- Commissioning/Training
- 1 Year Software Upgrade, Support and Hardware Warranty

**Project Pricing**

Material Total	\$ 44,051.25
Labor Total	\$ 16,740.00
Expenses	\$ 2,666.67
Sub Total	\$ 63,457.92
Taxes	\$ .
Sub Total	\$ 63,457.92
Bonding	\$ 1,586.45
Project Total	\$ 65,044.36

## Airport Gates and Badging

Per RFP Project C:i-v

Per RFP 13-11 Project C of the City of Fayetteville will consist of the following purchase and installation:

### ***Earnest Lancaster Gate:***

- Connect existing card reader to existing S2 Micro Node
- Commissioning

### ***Fuel Farm Gate:***

- (1) S2 2Door Micro Node installed in existing housing
- Connect existing card reader and gate controller to S2 panel
- Commissioning

### ***Terminal and Man Gate:***

- (1) S2 2Door Network Node installed in existing panel location
- (1) Altronix 24VDC/10Amp 8Door Lock Power Supplies to support power to locks
- Connect existing card readers and gate controllers to S2 panel
- Commissioning
- (1) Exacq Vision NVR integration License
- Database Conversion and Badging connection

### **Project Pricing**

Material Total	\$	6,136.05
Labor Total	\$	3,350.00
Expenses	\$	711.11
Sub Total	\$	10,197.16
Taxes	\$	-
Sub Total	\$	10,197.16
Bonding	\$	254.93
Project Total	\$	10,452.09



### ***Pathways***

***Electra Link, Inc.*** In order to conform to the project specifications the J-Hooks will be spaced no more than 48-inches apart to prevent sag between the J-Hook locations in excess of twelve (12) inches and to keep the cables off the ceiling tiles, lighting system, HVAC duct work or any other trade that might generate or induce interference on the UTP cabling. At termination points (TR's) where cables converge, all cables will be exposed and routed in a neat, orderly and workmanlike manner.

### ***Quality Assurance and Testing***

***Electra Link, Inc.*** will provide all tools and test equipment required for installation and testing. Test equipment, testing personnel will be identified, and all test results will include the name of the person actually performing each test to ensure accountability.

***Electra Link, Inc.*** will guarantee 100% of all cables installed are free of defects and meet the manufacturer's specifications. Any cable components or installation practices that do not meet recognized industry standards or those recommended by the manufacturer would be replaced at no additional cost to the Owner.

***Electra Link, Inc.*** is a certified corporate member of the Building Industry Consulting Service International (BICSI) and also has nine (9) Registered Communications Distribution Designers (RCDD) on staff. The RCDD program is fast becoming recognized as the industry wide standard of design excellence for the data and telecommunications industry.

### ***Documentation***

To support future expansion, reconfiguration and maintenance, ***CITY OF FAYETTEVILLE*** will be provided complete records of system characteristics. This document will consist of laminated CAD As-Built Drawings of each floor indicating main cable routes, labeling/numbering scheme, I/O locations, Telecom Room location, cable certification reports and any important construction details. The As-Built will be installed in each TR room with a Plexiglas cover. This document will be delivered within thirty (30) days of project completion.

### ***Warranty***

As a certified S2/Bosch installer, ***Electra Link, Inc.*** can offer the City of Fayetteville an extended product warranty and application warranty (provided the installation meets installation requirements). ***Electra Link, Inc.*** also offers a **One Year Warranty** on workmanship for this project, based on all adds, moves and changes being performed by ***Electra Link, Inc.***

## ***Insurance***

***Electra Link, Inc.*** will furnish to its customers' certificates showing evidence of coverage indicated above prior to beginning any project. Such certificates will indicate that policies will not be reduced or canceled without thirty days written notice.

## ***Assumptions***

- ✓ COF providing all conduit and outdoor enclosures needed
- ✓ Existing equipment maglock, prox readers, etc. will compat with S2 system
- ✓ Work to be performed during normal business hours.
- ✓ If required, City of Fayetteville will provide all installation personnel with access badges, keys, and or escorts in order to perform the work in a timely manner.
- ✓ City of Fayetteville will have a designated Project Manager to answer any/all questions that might arise during the project installation.
- ✓ Any customer requested work and or materials beyond the original scope of work described in this proposal and or the "Proposal Attachment" is subject to additional charges.
- ✓ Delays due to: closings, material availability, limited access or other events, which are the result of the customer, will be billed per hour for every hour the delay exists.  
No electrical or conduit work is included in this proposal.
- ✓ J-hook pathways will be established per BICSI standards where possible. Under floor cabling will be placed directly on the floor.
- ✓ No electronics including switches, routers, cameras, wireless access points, etc. are included.
- ✓ All racks and cabinets will be provided by others.

***Electra Link, Inc.*** is looking forward to working with ***THE CITY OF FAYETTEVILLE*** on the proposed project. If there is anything else I can assist you on now or in the future please give me a call at your convenience.

Respectfully Submitted,

Billy York



Electra Link, Inc.  
[byork@electralink.com](mailto:byork@electralink.com)  
405-715-1700 (office)  
417 S. State Street  
Edmond, OK 73003  
[www.electralink.com](http://www.electralink.com)



# CERTIFICATE OF LIABILITY INSURANCE

ELECT-2

OP ID: DK

DATE (MM/DD/YYYY)  
08/12/2013

THIS CERTIFICATE IS ISSUED AS A MATTER OF INFORMATION ONLY AND CONFERS NO RIGHTS UPON THE CERTIFICATE HOLDER. THIS CERTIFICATE DOES NOT AFFIRMATIVELY OR NEGATIVELY AMEND, EXTEND OR ALTER THE COVERAGE AFFORDED BY THE POLICIES BELOW. THIS CERTIFICATE OF INSURANCE DOES NOT CONSTITUTE A CONTRACT BETWEEN THE ISSUING INSURER(S), AUTHORIZED REPRESENTATIVE OR PRODUCER, AND THE CERTIFICATE HOLDER.

**IMPORTANT:** If the certificate holder is an ADDITIONAL INSURED, the policy(ies) must be endorsed. If SUBROGATION IS WAIVED, subject to the terms and conditions of the policy, certain policies may require an endorsement. A statement on this certificate does not confer rights to the certificate holder in lieu of such endorsement(s).

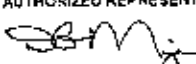
PRODUCER Spring Insurance Agency 6605 Cypresswood Dr. Suite 400 Spring, TX 77379 Spring Insurance Agy	Phone: 281-370-6064 Fax: 281-370-2925	CONTACT NAME: <b>Kay Dockins</b> PHONE (A/C, No, Ext): <b>832-494-1963</b> E-MAIL ADDRESS: <b>kayd@springinsurance.com</b>	FAX (A/C, No): <b>281-370-2925</b>
	INSURED <b>Electra Link, Inc.</b> <b>21755 IH45, Bldg. 10</b> <b>Spring, TX 77388</b>		INSURER(S) AFFORDING COVERAGE INSURER A: <b>Acadia Ins Co</b> NAIC # <b>38911</b> INSURER B: <b>Navigators Ins Co</b> INSURER C: INSURER D: INSURER E: INSURER F:

**COVERAGES**      **CERTIFICATE NUMBER:**      **REVISION NUMBER:**

THIS IS TO CERTIFY THAT THE POLICIES OF INSURANCE LISTED BELOW HAVE BEEN ISSUED TO THE INSURED NAMED ABOVE FOR THE POLICY PERIOD INDICATED. NOTWITHSTANDING ANY REQUIREMENT, TERM OR CONDITION OF ANY CONTRACT OR OTHER DOCUMENT WITH RESPECT TO WHICH THIS CERTIFICATE MAY BE ISSUED OR MAY PERTAIN, THE INSURANCE AFFORDED BY THE POLICIES DESCRIBED HEREIN IS SUBJECT TO ALL THE TERMS, EXCLUSIONS AND CONDITIONS OF SUCH POLICIES. LIMITS SHOWN MAY HAVE BEEN REDUCED BY PAID CLAIMS.

INSR LTR	TYPE OF INSURANCE	INDICATOR	POLICY NUMBER	POLICY EFF (MM/DD/YYYY)	POLICY EXP (MM/DD/YYYY)	LIMITS
C	GENERAL LIABILITY		CPA9045966-31	01/01/2013	01/01/2014	EACH OCCURRENCE \$ 1,000,000
	<input checked="" type="checkbox"/> COMMERCIAL GENERAL LIABILITY					DAMAGE TO RENTED PREMISES (Ea occurrence) \$ 100,000
	<input type="checkbox"/> CLAIMS-MADE <input checked="" type="checkbox"/> OCCUR					MED EXP (Any one person) \$ 5,000
	GEN'L AGGREGATE LIMIT APPLIES PER					PERSONAL & ADV INJURY \$ 1,000,000
	<input type="checkbox"/> POLICY <input checked="" type="checkbox"/> PROJECT <input type="checkbox"/> LOC					GENERAL AGGREGATE \$ 2,000,000
A	AUTOMOBILE LIABILITY		CPA9045966-31	01/01/2013	01/01/2014	COMBINED SINGLE LIMIT (Ea accident) \$ 1,000,000
	<input checked="" type="checkbox"/> ANY AUTO ALL OWNED AUTOS	<input type="checkbox"/> SCHEDULED AUTOS (NON-OWNED) AUTOS				BODILY INJURY (Per person) \$
	<input checked="" type="checkbox"/> HIRED AUTOS	<input checked="" type="checkbox"/>				BODILY INJURY (Per accident) \$
						PROPERTY DAMAGE (Per accident) \$
B	UMBRELLA LIAB	<input checked="" type="checkbox"/> OCCUR	HO12EXC713890IV	01/01/2013	01/01/2014	EACH OCCURRENCE \$ 10,000,000
	<input checked="" type="checkbox"/> EXCESS LIAB	<input type="checkbox"/> CLAIMS-MADE				AGGREGATE \$ 10,000,000
	DED	RETENTION \$				\$
A	WORKERS COMPENSATION AND EMPLOYERS' LIABILITY	Y/N	WCA9045971-31	01/01/2013	01/01/2014	<input checked="" type="checkbox"/> WC STATUTORY LIMITS <input type="checkbox"/> OTHER
	ANY PROPRIETOR/PARTNER/EXECUTIVE OFFICER/MEMBER EXCLUDED? (Mandatory in NH)					E.L. EACH ACCIDENT \$ 1,000,000
	If yes, describe under DESCRIPTION OF OPERATIONS below	N/A				E.L. DISEASE - EA EMPLOYEE \$ 1,000,000
A	Rented/Leased Equipment		CPA9045966	01/01/2013	01/01/2014	Limit 20,000

DESCRIPTION OF OPERATIONS / LOCATIONS / VEHICLES (Attach ACORD 101, Additional Remarks Schedule, if more space is required)

<b>CERTIFICATE HOLDER</b>  CITYFAY  City of Fayetteville, Arkansas Purchasing Division Room 306 ATTN: Andrea Foren 113 W. Mountain Fayetteville, AR 72701	<b>CANCELLATION</b>  SHOULD ANY OF THE ABOVE DESCRIBED POLICIES BE CANCELLED BEFORE THE EXPIRATION DATE THEREOF, NOTICE WILL BE DELIVERED IN ACCORDANCE WITH THE POLICY PROVISIONS.
	AUTHORIZED REPRESENTATIVE 

© 1988-2010 ACORD CORPORATION. All rights reserved.

**NOTEPAD**INSURED'S NAME **Electra Link, Inc.****ELECT-2  
OP ID: DK**PAGE 2  
DATE 08/12/13

Form#CL CG 20 39 04 11 Additional Insured-Completed Operations-Automatic  
Status when required in construction agreement with you.  
Form#CL CG 01 14 11 10 Amendment of Primary and excess provisions  
(Additional Insured)  
Form#CL CG 20 39 04 11 Additional Insured - Completed Operations Automatic  
Status When Required in Construction Agreement With You.  
Form#CL CG 04 43 11 10Additional Insured-Completed Operations-Automatic  
Status When Required In Construction Agreement With You.  
Form#CL CG 20 40 04 11 Additional Insured-Completed Operations-Automatic  
Status When Required in Construction Agreement With You.  
Form#CL CG 04 43 11 10Contractors General Liability Ultra  
Form#WC42 03 04 A 01 00 Texas Waiver of Our Right to Recover From Others  
Form#CL CA 20 14 01 07 Business Auto Advantage

\*Written contract or agreement required with Named Insured.  
\*Subject to policy conditions, limitations, and exclusions.

**GREAT AMERICAN INSURANCE COMPANY**  
OHIO

Bond No. \_\_\_\_\_

**BID BOND**

Approved by The American Institute of Architects. A.I.A. Document No. A310 February, 1970 Edition

KNOW ALL MEN BY THESE PRESENTS: that we Electra Link, Inc.

as Principal, hereinafter called Principal, and GREAT AMERICAN INSURANCE COMPANY, a corporation duly organized under the laws of the State of Ohio, with Administrative Offices at 580 Walnut Street, Cincinnati, Ohio 45202, as Surety, hereinafter called the Surety, are held firmly bound unto City of Fayetteville

as Obligor, hereinafter called Obligor, in the sum of Five Percent of Amount Bid Dollars is 5%

For the payment of which sum well and truly to be made, and the said Principal and the said Surety, bind ourselves, our heirs, executors, administrators, successors and assigns, jointly and severally, finally by these presents.

WHEREAS, the Principal has submitted a bid for Access Control & Security System

NOW, THEREFORE, if the Obligor shall accept the bid of the Principal and the Principal shall enter into a Contract with the Obligor in accordance with the terms of such bid, and give such bond or bonds as may be specified in the bidding or Contract Documents with good and sufficient surety for the faithful performance of such Contract and for the prompt payment of labor and material furnished in the prosecution thereof, or in the event of the failure of the Principal to enter such Contract and give such bond or bonds, if the Principal shall pay to the Obligor the difference not to exceed the penalty hereof between the amount specified in said bid and such larger amount for which the Obligor may in good faith contract with another Party to perform the Work covered by said bid, then this obligation shall be null and void, otherwise to remain in full force and effect.


Signed and sealed this 16th day of August, 2013


In the presence of:

Electra Link, Inc. (Principal) (Seal)

By: \_\_\_\_\_ (Title)

GREAT AMERICAN INSURANCE COMPANY (Seal)  
(Surety)

By:  (Attorney-in-Fact)  
Peggy Gonzalez

  
\_\_\_\_\_

# GREAT AMERICAN INSURANCE COMPANY®

Administrative Office: 301 E 4TH STREET • CINCINNATI, OHIO 45202 • 513-369-5000 • FAX 513-723-2740

The number of persons authorized by  
this power of attorney is not more than FIVE

No. 0 15621

## POWER OF ATTORNEY

KNOW ALL MEN BY THESE PRESENTS: That the GREAT AMERICAN INSURANCE COMPANY, a corporation organized and existing under and by virtue of the laws of the State of Ohio, does hereby nominate, constitute and appoint the person or persons named below, each individually if more than one is named, its true and lawful attorney-in-fact, for it and in its name, place and stead to execute on behalf of the said Company, as surety, any and all bonds, undertakings and contracts of suretyship, or other written obligations in the nature thereof, provided that the liability of the said Company on any such bond, undertaking or contract of suretyship executed under this authority shall not exceed the limit stated below.

Name	Address	Limit of Power
RAY HUGHSTON	PEGGY GONZALEZ	ALL OF ALL
CHRISTOPHER J. HUGHSTON	MARY EDWARDS	BROWNSVILLE, TEXAS
DAVID C. HUGHSTON		\$75,000,000.00

This Power of Attorney revokes all previous powers issued on behalf of the attorney(s)-in-fact named above.

IN WITNESS WHEREOF the GREAT AMERICAN INSURANCE COMPANY has caused these presents to be signed and attested by its appropriate officers and its corporate seal hereunto affixed this 5TH day of DECEMBER 2011  
GREAT AMERICAN INSURANCE COMPANY



Assistant Secretary

Divisional Senior Vice President

DAVID C. KITCHIN (513-377-2405)

STATE OF OHIO, COUNTY OF HAMILTON - ss:

On this 5TH day of DECEMBER, 2011, before me personally appeared DAVID C. KITCHIN, to me known, being duly sworn, deposes and says that he resides in Cincinnati, Ohio, that he is a Divisional Senior Vice President of the Bond Division of Great American Insurance Company, the Company described in and which executed the above instrument, that he knows the seal of the said Company; that the seal affixed to the said instrument is such corporate seal; that it was so affixed by authority of his office under the By-Laws of said Company, and that he signed his name thereto by like authority.



KAREN L. GROSHEIM  
NOTARY PUBLIC, STATE OF OHIO  
MY COMMISSION EXPIRES 02-20-18

This Power of Attorney is granted by authority of the following resolutions adopted by the Board of Directors of Great American Insurance Company by unanimous written consent dated June 9, 2008.

**RESOLVED:** That the Divisional President, the several Divisional Senior Vice Presidents, Divisional Vice Presidents and Divisional Assistant Vice Presidents, or any one of them, be and hereby is authorized, from time to time, to appoint one or more Attorneys-in-Fact to execute on behalf of the Company, as surety, any and all bonds, undertakings and contracts of suretyship, or other written obligations in the nature thereof; to prescribe their respective duties and the respective limits of their authority; and to revoke any such appointment at any time.

**RESOLVED FURTHER:** That the Company seal and the signature of any of the aforesaid officers and any Secretary or Assistant Secretary of the Company may be affixed by facsimile to any power of attorney or certificate of either given for the execution of any bond, undertaking, contract of suretyship, or other written obligation in the nature thereof, such signature and seal when so used being hereby adopted by the Company as the original signature of such officer and the original seal of the Company; to be valid and binding upon the Company with the same force and effect as though manually affixed.

## CERTIFICATION

I, STEPHEN C. BERAHA, Assistant Secretary of Great American Insurance Company, do hereby certify that the foregoing Power of Attorney and the Resolutions of the Board of Directors of June 9, 2008 have not been revoked and are now in full force and effect

Signed and sealed this 16th day of August, 2013



Assistant Secretary

City of Fayetteville  
 RFP 13-11, Access Control and Security System  
 SECTION E: Signature Submittal

---

1. Disclosure Information

Proposer must disclose any possible conflict of interest with the City of Fayetteville, including, but not limited to, any relationship with any City of Fayetteville employee. Proposer response must disclose if a known relationship exists between any principal or employee of your firm and any City of Fayetteville employee or elected City of Fayetteville official.

If, to your knowledge, no relationship exists, this should also be stated in your response. Failure to disclose such a relationship may result in cancellation of a purchase and/or contract as a result of your response. This form must be completed and returned in order for your bid/proposal to be eligible for consideration.

PLEASE CHECK ONE OF THE FOLLOWING TWO OPTIONS, AS IT APPROPRIATELY APPLIES TO YOUR FIRM:


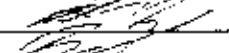

- no 1) NO KNOWN RELATIONSHIP EXISTS  
 \_\_\_\_\_ 2) RELATIONSHIP EXISTS (Please explain): \_\_\_\_\_

I certify that, as an officer of this organization, or per the attached letter of authorization, am duly authorized to certify the information provided herein are accurate and true; and my organization shall comply with all State and Federal Equal Opportunity and Non-Discrimination requirements and conditions of employment.

2. At the discretion of the City, one or more firms may be asked for more detailed information before final ranking of the firms, which may also include oral interviews. NOTE: Each Proposer shall submit to the City a primary contact name, e-mail address, and phone number (preferably a cell phone number) where the City selection committee can call for clarification or interview via telephone.

Name of Firm: Electra Link, Inc.  
 Name of Primary Contact: Billy York  
 Title of Primary Contact: Security Manager Oklahoma/Arkansas  
 Phone#1 (cell preferred): 405-200-3623 Phone#2 405-715-1700  
 E-Mail Address: byork@electralink.com

3. Please acknowledge receipt of addenda for this invitation to bid, request for proposal, or request for qualification by signing and dating below. All addendums are hereby made a part of the bid or RFP documents to the same extent as though it were originally included therein. Proposers/Bidders should indicate their receipt of same in the appropriate blank listed herein. Failure to do so may subject vendor to disqualification.

ADDENDUM NO.	SIGNATURE AND PRINTED NAME	DATE ACKNOWLEDGED
#2	Billy York 	8-7-13
#3	Billy York 	8-8-13
#4	Billy York 	8-12-13

4. PRICING

Proposers shall provide documentation clearly outlining total cost for each project per the attached "Proposal Pricing Form". Failure to submit the required "Proposal Pricing Form" could result in your proposal being rejected as non-responsive.

5. As an interested party on this project, you are required to provide debarment/suspension certification indicating in compliance with the below Federal Executive Order. Certification can be done by completing and signing this form

Federal Executive Order (E.O.) 12549 "Debarment and Suspension" requires that all contractors receiving individual awards, using federal funds, and all sub-recipients certify that the organization and its principals are not debarred, suspended, proposed for debarment, declared ineligible, or voluntarily excluded by any Federal department or agency from doing business with the Federal Government.

6. Signature certifies that neither you nor your principal is presently debarred, suspended, proposed for debarment, declared ineligible or voluntarily excluded from participation in this transaction by any federal department or agency.

Questions regarding this form should be directed to the City of Fayetteville Purchasing Division.

NAME: Billy York

COMPANY: Electra Link, Inc.

PHYSICAL ADDRESS: 9906 E. 43rd Street Suite G Tulsa, OK 74146

MAILING ADDRESS same

PHONE: 918-828-0028 FAX: 918-828-0033

E-MAIL: byork@electralink.com

SIGNATURE: 

TITLE: Security Manager Oklahoma/Arkansas

DATE: 8-14-13



City of Fayetteville  
RFP 13-11, Access Control and Security System  
SECTION D: Vendor References

---

The following information is required from all firms so all statements of qualification may be reviewed and properly evaluated:

COMPANY NAME: See: Electra Link Attachment Tab #6 and 7.

NUMBER OF YEARS IN BUSINESS: \_\_\_\_\_ HOW LONG IN PRESENT LOCATION \_\_\_\_\_

TOTAL NUMBER OF CURRENT EMPLOYEES: \_\_\_\_\_ FULL TIME \_\_\_\_\_ PART TIME

NUMBER OF EMPLOYEES PLANNED FOR THIS CONTRACT: \_\_\_\_\_ FULL TIME \_\_\_\_\_ PART TIME

PLEASE LIST FOUR (4) GOVERNMENTAL REFERENCES THAT YOU HAVE PREVIOUSLY PERFORMED SIMILAR CONTRACT SERVICES FOR WITHIN THE PAST FIVE (5) YEARS (All fields must be completed):

1. \_\_\_\_\_  
COMPANY NAME

\_\_\_\_\_  
CITY, STATE, ZIP

\_\_\_\_\_  
CONTACT PERSON

\_\_\_\_\_  
TELEPHONE

\_\_\_\_\_  
FAX NUMBER

\_\_\_\_\_  
E-MAIL ADDRESS

2. \_\_\_\_\_  
COMPANY NAME

\_\_\_\_\_  
CITY, STATE, ZIP

\_\_\_\_\_  
CONTACT PERSON

\_\_\_\_\_  
TELEPHONE

\_\_\_\_\_  
FAX NUMBER

\_\_\_\_\_  
E-MAIL ADDRESS

3. \_\_\_\_\_  
COMPANY NAME

\_\_\_\_\_  
CITY, STATE, ZIP

\_\_\_\_\_  
CONTACT PERSON

\_\_\_\_\_  
TELEPHONE

\_\_\_\_\_  
FAX NUMBER

\_\_\_\_\_  
E-MAIL ADDRESS

4. \_\_\_\_\_  
COMPANY NAME

\_\_\_\_\_  
CITY, STATE, ZIP

\_\_\_\_\_  
CONTACT PERSON

\_\_\_\_\_  
TELEPHONE

\_\_\_\_\_  
FAX NUMBER

\_\_\_\_\_  
E-MAIL ADDRESS

City of Fayetteville  
RFP 13-11, Access Control and Security System  
SECTION F: Proposal Pricing Form – Revised per Addendum 3

All Proposers shall provide documentation clearly outlining total cost for each project per the attached "Proposal Pricing Form". Failure to submit the required "Proposal Pricing Form" could result in your proposal being rejected as non-responsive. All Proposers shall submit an MSRP sheet for all system components. Failure to submit the required MSRP retail pricing could result in your proposal being rejected as non-responsive.

State of Arkansas Contractors License Number: E 2012 0043

Schedule A: Projects to be completed immediately upon contract award.					
Proposal Pricing Form: Addendum 3					
Item#	Location	Total Turn Key Price*	% Discount off MSRP for Additional Items outside of spec**	Hourly Installation Rate - Primary Installer (per hour)***	Hourly Installation Rate - Installation Assistant (per hour)****
A1	Police Department, all 4 locations: (including but not limited to all hardware, installation, configuration, partitioning, training, 5% bid bond, 100% performance and payment bond, etc.) PRICE SHALL NOT INCLUDE ADDITIONAL PORTAL LICENSING	\$ 66,527.00	30 % off	\$ 55 per hour	\$ 45 per hour
A2	Solid Waste & Recycling: (including but not limited to all hardware, installation, configuration, and training, 5% bid bond, 100% performance and payment bond, etc.) PRICE SHALL NOT INCLUDE ADDITIONAL PORTAL LICENSING	\$ 65,046.00	30 % off	\$ 55 per hour	\$ 45 per hour
A3	Airport: (including but not limited to all hardware, installation, configuration, and training, 5% bid bond, 100% performance and payment bond, Feature Licenses, etc.) PRICE SHALL NOT INCLUDE ADDITIONAL PORTAL LICENSING	\$ 10,452.00	30 % off	\$ 55 per hour	\$ 45 per hour
A4	SUM OF ITEMS A1, A2, AND A3	\$ 142,024.00	5% BID BOND SHALL BE SUBMITTED WITH PROPOSAL BASED ON PRICE IN ITEM A4 (SUM OF ITEMS A1, A2, & A3)		
A5	Licensing cost for upgrading from 16 to 64 portals:		\$ 10,070.00 badging for 2 locations users PRICING FOR UPGRADING FROM 16 TO 64 PORTALS		
A6	Licensing cost for upgrading from 16 to 128 portals:		\$ 14,482.00 badging for 2 locations users PRICING FOR UPGRADING FROM 16 TO 128 PORTALS		
Pricing Definitions					
*(i) Total Turn-Key Pricing: Complete Pricing based on provided specifications for the location. Five (5) percent Bid Bond shall be submitted for Item A4 (the sum total cost of Item A1, A2, and A3)					
**(ii) Discount off MSRP for Additional Items outside of spec: Percentage discount off of the manufacturer's MSRP retail pricing sheet shall be used for any items added outside of the scope of the locations and specifications provided in this schedule. Proposers shall provide MSRP pricing schedule showing MSRP.					
***(iii) Hourly Installation Rate - Primary Installer (per hour): Hourly rate to be charged to the City for a Primary, supervisor, or master installer to provide installation services outside of the scope of the locations and specifications provided in this schedule.					
****(iv) Hourly Installation Rate - Installation Assistant (per hour): Hourly rate to be charged to the City for an assistant installer to provide installation services outside of the scope of the locations and specifications provided in this schedule.					
*****(v) Hourly Installation Rate - Installation Assistant (per hour): Hourly rate to be charged to the City for an assistant installer to provide installation services outside of the scope of the locations and specifications provided in this schedule.					

Schedule B: To be purchased and installed within 3-6 months of contract award				
Proposal Pricing Form, Addendum 3				
Item#	Location	% Discount off MSRP for Additional Items outside of spec*	Hourly Installation Rate - Primary Installer (per hour)*	Hourly Installation Rate - Installation Assistant (per hour)*
B1	City Shop / Fleet	30 % off	\$ 55 per hour	\$ 45 per hour
B2	Parks & Recreations	30 % off	\$ 55 per hour	\$ 45 per hour

**Pricing Definitions:**

\*1) Discount off MSRP for Additional Items outside of spec: Percentage discount off of the manufacturer's MSRP retail pricing sheet shall be used for any items added outside of the scope of the locations and specifications provided in this schedule. Proposers shall provide MSRP pricing schedule showing MSRP.

\*2) Hourly Installation Rate - Primary Installer (per hour): Hourly rate to be charged to the City for a Primary, supervisor, or master installer to provide installation services outside of the scope of the locations and specifications provided in this schedule.

\*3) Hourly Installation Rate - Installation Assistant (per hour): Hourly rate to be charged to the City for an assistant installer to provide installation services outside of the scope of the locations and specifications provided in this schedule.

Item#	Location	% Discount off MSRP for Additional Items outside of spec*	Hourly Installation Rate - Primary Installer (per hour)*	Hourly Installation Rate - Installation Assistant (per hour)*
C1	Animal Shelter	30 % off	\$ 55 per hour	\$ 45 per hour
C2	Fire Stations (7 locations) and Fire Marshall Office (1 location)	30 % off	\$ 55 per hour	\$ 45 per hour

**Pricing Definitions:**

\*1) Discount off MSRP for Additional Items outside of spec: Percentage discount off of the manufacturer's MSRP retail pricing sheet shall be used for any items added outside of the scope of the locations and specifications provided in this schedule. Proposers shall provide MSRP pricing schedule showing MSRP.

\*2) Hourly Installation Rate - Primary Installer (per hour): Hourly rate to be charged to the City for a Primary, supervisor, or master installer to provide installation services outside of the scope of the locations and specifications provided in this schedule.

\*3) Hourly Installation Rate - Installation Assistant (per hour): Hourly rate to be charged to the City for an assistant installer to provide installation services outside of the scope of the locations and specifications provided in this schedule.

Schedule D: To be purchased and installed within 24-60 months of contract award				
Proposal Pricing Form Addendum 3				
Item #	Location	I % Discount off MSRP for Additional Items outside of spec*	II Hourly Installation Rate - Primary Installer (per hour)*	III Hourly Installation Rate - Installation Assistant (per hour)*
D1	City Hall, Engineering/Planning, and Building Maintenance	30 % off	\$ 55 per hour	\$ 45 per hour
D2	Water & Sewer Operations	30 % off	\$ 55 per hour	\$ 45 per hour

**Pricing Definitions**

(I) **Discount off MSRP for Additional Items outside of spec:** Percentage discount off of the manufacturer's MSRP retail pricing sheet shall be used for any items added outside of the scope of the locations and specifications provided in this schedule. Proposer shall provide MSRP pricing schedule showing MSRP.

(II) **Hourly Installation Rate - Primary Installer (per hour):** Hourly rate to be charged to the City for a Primary, supervisor, or master installer to provide installation services outside of the scope of the locations and specifications provided in this schedule.

(III) **Hourly Installation Rate - Installation Assistant (per hour):** Hourly rate to be charged to the City for an assistant installer to provide installation services outside of the scope of the locations and specifications provided in this schedule.

Schedule E: Miscellaneous Items to be Purchased and Installed (to be priced on a cost plus MSRP)		
Proposal Pricing Form Addendum 3		
Item #	Description	Mark Up Percentage*
E1	Material (Cost plus %): Materials cost from \$000-\$100	25 %
E2	Material (Cost plus %): Materials cost from \$101-\$500	25 %
E3	Material (Cost plus %): Materials cost from \$501-\$1000	25 %
E4	Material (Cost plus %): Materials cost from \$1001-\$5000	25 %
E5	Material (Cost plus %): Materials cost from \$5001 and up	20 %

**Pricing Definitions**

\***Mark Up Percentage:** Awarded proposer's cost of material plus the mark up percentage provided per project location. This schedule shall be used for miscellaneous items not listed on the provided MSRP discount. This schedule shall only apply to Schedule A in the event the City adds scope of work outside of the provided specifications. Awarded proposer shall provide the City with a materials listing showing separate mark up percentage added. Material listings are subject to verification and audit by the City.

END OF ADDENDUM 3 – REVISED SECTION F

## Project Schedule



Electra Link has been in business since 1985 based out of Houston, Texas. The Oklahoma branch was opened in 2009 and has grown to support over 100 employees in the Oklahoma area. Our local branch has managed and installed projects as big as 12 million. We are an installation and service company that has touched every market from single tenant spaces to full high rise buildings and multi-million dollar data centers. We pride ourselves knowing that we self perform all work and can stand behind our installations.

Electra Link Tulsa/Oklahoma City currently has:

Full Time Techs-45

Project Managers-4

### Material Procurement:

Upon receipt of contract Electra Link will order material for the all 2 breakouts and keep a running stock of material for at least (1) facilities until project completion to minimize lead times. All material with the will be stored locally for ease of access. Schools in progress will have material stored onsite. It would be requested to have a room available for storage on a working campus.

### Order of Work:

#### Cable Installation:

Electra Link will request to work 2 Guys on 4 (10hr) Shifts to cable Police Dept. Locations estimated 3 day completion.

Upon completion of Police Dept. Locations Electra Link will move same crew to Solid Waste and Recycling Locations on 4 (10hr) shifts estimated 1 week completion

#### Pathways and Support:

All structured cabling and security cabling will be supported with J-hooks at a maximum span of five feet increments. Structured cabling and security cabling will be separated a minimum of six inches apart. All cabling shall meet and/or exceed all BICSI and ANSI recommendations.

### Access Control/Video Surveillance and Hardware:

#### Hardware

During the start of project Electra Link will walk each door with hardware supplier/installer and verify that specified hardware is adequate for door type. Upon finding exact part needs the Locksmith (Locktrends) contracted by Electra Link will begin installation and replacement of door hardware at Police Facilities Hardware installer will be working one on one to turn over doors to the new system leaving no controlled door without security as we transition from the old system to the new. Estimated door hardware replacement time (2) days.



The Cable System Specialist

## Camera Installation

Camera installation will start immediately after cabling installation with a (2) man crew with duration of approximately one week per facility. Assuming servers are available we will start importing and programming cameras immediately

## Access Control Systems

### Police Department 4 Locations

A week before the Locksmith from Locktrends is onsite Electra Link proposes the following scenario

- Prewire all Police Dept. Facilities (3-4 days)
- Install and Terminated all S2 Panels (2 days)
- Connect all S2 Panels to Customers Network and add them to existing Extreme Server (1 day)
- Program Data Base with all needed information (Dependent on size of database that needs moved)
- Once ready Locktrends will be called to start converting over door hardware (2 days)
- Electra Link will have 4 technicians following locksmith converting doors one at a time.
- Estimated completion once Locksmith starts conversion is complete (2-3days)

### Solid Waste and Recycling

- Prewire all sites (1.5 weeks)
- Install and Terminate all S2 Panels and Cameras (1 week)
- Connect all S2 Panels and NVRs to customers Network and add them to existing Extreme server (1 day)
- Program Data Base with all needed information (Dependent on size of database that needs moved)
- Install all access control and camera field devices (1 week)

### Airport:

- Prewire all sites (1 day)
- Install and Terminate all S2 Panels and Cameras (2days)
- Connect all S2 Panels and NVRs to customers Network and add them to existing Extreme server (1 day)
- Program Data Base with all needed information (Dependent on size of database that needs moved)

### Dedicated Manpower for COF:

Cable Installation 2  
Camera Installer -2  
Security Installers-2  
Programmer-1  
Project Manger-1



The Cable System Specialist



**PROPOSAL FORM PART QUALIFICATIONS**

**Project Manager**

Eric York

Security/Construction Experience

13 years

Present Commitments:

Umarex, McElroy Manufacturing

**Estimator**

Billy York

Security/Construction experience

14 years

Present Commitments:

Chickasaw Nation, ONG, Umarex

**Project Site Supervisor**

Shane Pittser

Security/Construction experience

8 years

Present Commitments:

McElroy, Rogers County CH

**Programmer**

Jeremy Moser

Security/Construction Experience

12 years

Present Commitments:

McElroy, Rogers County CH

**Certifications of all the above**

S2

AMAG

DSX

Bosch

ONSSI

Axis

ExactqVision

Panduit

Commscope Uniprise





City of Fayetteville RFP 13-11 Access Control and Security System

Electra Link Proposal

**PROPOSAL FORM PART QUALIFICATIONS**

**Project Manager**

Ryan Harman

Security/Construction Experience

8 years

Present Commitments:

Chickasaw Nation

**Project Site Supervisor/Programmer**

Chris Shreve

Security/Construction experience

8 years

Present Commitments:

Service OKC

**Certifications of all the above**

S2

AMAG

DSX

Bosch

ONSSI

Axis

ExacqVision

Panduit

Commscope Uniprise

*Billy York*  
*Bristow, OK*  
*918-290-9535*  
*[bvork79@hotmail.com](mailto:bvork79@hotmail.com)*

## **OBJECTIVE**

*To obtain a Service/Installation/Operations management position where I can share and further develop my skills in Burglary, Access, CCTV and Fire Control for an Industry leading integration company.*

## **EDUCATION**

*8/1997-8/1999 Associates of Applied Science in Electronic Engineering  
Oklahoma State University-Okmulgee*

## **EXPERIENCE**

*1/2011- present Regional Security Manager of Oklahoma/Arkansas Electra Link, Inc.*

- Hold managers state license for Electra Link, Inc. Oklahoma and Arkansas Burglary, Fire, Access Control, CCTV, Locksmith and Nurse Call*
- Manage (15) security technicians and (2) Project Managers in Oklahoma and Arkansas*

---

- Managed all Security jobs start to finish*
- Started Security division from ground up with no customer base, have grown to 15 security technicians in one year and over 1 million dollars in sales*
- Overseen all security aspects of a Operations Management position*
  - Sales*
  - Job walks*
  - Estimating/Design*
  - Bid Proposals*
  - Pre-bid meetings*
  - Job takeoff meetings*
  - Final Job Walks and Inspections*
  - PO request*
  - Job Billing*

- *Job and AR Reports*
  - *Inventory*
  - *Weekly Conference calls and meetings*
  - *Scheduled technician training with numerous vendors*
- 
- *Performed large sub-contract jobs for ADT Commercial Division and Stanley Convergent Security.*
  - *Designed, Installed, and Maintained large integrated access control and cctv systems*
  - *Knowledge in numerous cctv ip software Bosch, Milestone, Onssi, Exacq, Avigilon and Pelco Endura*
  - *Knowledge in numerous access control systems Bosch, S2, Keri, DSX, AMAG, Mercury equipment and Advantor*
  - *Knowledge in numerous burglar and fire systems DSC, Ademco, Sonitrol, FireLite, FCI, Notifier and Silent Knight*

***1/2005-12/2010 Service Manager- Sonitrol of Oklahoma***

- *Primary focus overseeing all service activity and personnel for both franchises (Tulsa & Oklahoma City)*
  - *Secondary focus overseeing and assisting installation projects*
- 
- *Tasked with selling add-ons, upgrades and new services such as installation, integration, training, and maintenance agreements*
  - *Technical support for sales department*
  - *Servicing multi-state areas including Kansas, Texas, Arkansas and Missouri*
  - *In charge of servicing and installing numerous government jobs for Army Reserve, Army/Air National Guards and Army Corp of Engineers*
  - *Designing numerous fire, security, access, and cctv systems*
  - *Knowledge in numerous manufactures equipment: Sonitrol, Advantor, Bosch, Pelco, Honeywell and DSC. etc.*
  - *Overseeing and working with numerous subcontractor*

- *Held managers state license for Sonitrol of Oklahoma City in Security, Fire, Access Control, CCTV and Nurse Call*

**9/2000-1/2005 Lead Service Technician- Sonitrol of Tulsa**

- *Tasked with day to day service and maintenance with a 2 hr guarantee response to customer base of over 600 accounts*
- *In charge of 24hr emergency service and semi-annual preventive maintenance for the Army Reserve 89<sup>th</sup> Regional Support Command over 75 locations throughout Kansas, Nebraska, Iowa and Missouri*
- *Maintained on call rotation of 7 days at a time every 4<sup>th</sup> week*
- *Performed installations as needed*

**9/1999-9/2000 Lead Installer- Sonitrol of Tulsa**

- *Tasked with installing and overseeing all installations*
- *Managed and assigned other techs and sub-contractors*

**Computer Skills**

---

*Microsoft Office 97-2000  
Microsoft Power Point  
Microsoft Excel & Word  
Windows  
Microsoft Outlook*

**Certifications**

*Bosch DLA 1200/1400 series recorders  
Keri Eclipse.Net Access Control  
Keyscan Access Control  
DSX-WINDSX Access Control Systems  
Exacq Vision  
S2 Access Control  
Advantor/Sonitrol Access Control*



# CERTIFICATE OF COMPLETION

*is hereby granted to*

*Billy Fork*

*for successfully completing*

**S2 Basic Certification Course**

*Release 4.2*

December 12, 2012 – Dallas, TX

A handwritten signature in black ink, appearing to read "Rich Arnes", written over a horizontal line.

Rich Arnes  
Manager, Training & Certification

A handwritten signature in black ink, appearing to read "Todd", written over a horizontal line.

R. Todd Smith  
VP, Worldwide Sales

A handwritten signature in black ink, appearing to read "John L. Moss", written over a horizontal line.

John L. Moss  
CEO

**Eric York**  
Welty, OK  
918-828-0028  
eyork@electralink.com

## **OBJECTIVE**

*To obtain a Service/Installation/Operations management position where I can share and further develop my skills in Burglary, Access, CCTV and Fire Control for an Industry leading integration company.*

## **EDUCATION**

*High School*

## **EXPERIENCE**

### ***1/2011- present Project Manager for Electra Link, Inc. Tulsa Branch***

- *Hold managers state license for Electra Link, Inc. Oklahoma Burglary, Fire, Access Control, CCTV, Locksmith and Nurse Call*
- *Manage (7) security technicians in Tulsa/Arkansas are*
- *Managed all Security jobs start to finish*
- *Oversee all security aspects of all Operation Management position*
  - *Sales*
  - *Job walks*
  - *Pre-bid meetings*
  - *Job takeoff meetings*
  - *Final Job Walks and Inspections*
  - *PO request*
  - *Job Billing*
  - *Job and AR Reports*
  - *Inventory*

### ***1/2007-12/2010 Install Manager- Sonitrol of Oklahoma***

- *Primary focus overseeing all installation activity and personnel*
- *Secondary focus overseeing and assisting installation projects*
- *Tasked with selling add-ons, installation, integration, training, and maintenance agreements*
- *Technical support for sales department*

### ***9/2000-9/2007 Lead Installer- Sonitrol of Tulsa***

- *Tasked with installing and overseeing all installation*
- *Managed and assigned other techs and sub-contractors*



# CERTIFICATE OF COMPLETION

*is hereby granted to*

*Eric Fork*

*for successfully completing*

**S2 Basic Certification Course**

*Release 4.2*

December 12, 2012 – Dallas, TX

A handwritten signature in black ink, appearing to read "Rich Ames", written over a horizontal line.

Rich Ames  
Manager, Training & Certification

A handwritten signature in black ink, appearing to read "R. Todd Smith", written over a horizontal line.

R. Todd Smith  
VP, Worldwide Sales

A handwritten signature in black ink, appearing to read "John L. Moss", written over a horizontal line.

John L. Moss  
CEO

---

**Ryan Harman**

18 S. Meadowhill Dr. Bristow, Ok

918-809-7318

rharman@electralink.com

## Professional Profile

My professional career began with Corrections Corporation of America. I worked through the ranks from a Correctional Officer and eventually promoting to Captain after serving 4 facilities and 10 state departments of corrections. My responsibilities included managing overall operations of a 2400 bed male correctional facility, incident management, conducting training, incident report writing, scheduling of staff and many other operational duties. Due to starting a family, extensive work hours, and concern from the family I resigned from the corrections profession.

After resigning from CCA I began a new career with Sonitrol of Oklahoma where I began as an Installation Technician and later promoted to Installation Manager. My responsibilities included pre-site visits, coordinating with sales staff to ensure proper system design of the sale, ordering of equipment, communication and training with installation technicians, working closely with the Service Manager to ensure the highest quality of customer service, generating a spread sheet outlining current open jobs with projected man hours to completion, estimated date of completion, current completed jobs, technician scheduling, and plan of actions necessary to complete the projects. I communicated all information weekly to the executive staff and addressed potential issues and upcoming projects. My career with Sonitrol of Oklahoma ended with acquisition of Sonitrol by Stanley Convergent Security Solutions.

Once the acquisition by Stanley CSS was final I was hired as an Installation Technician, due to my knowledge of the Sonitrol product and customer service driven mentality I was moved to a Service Technician where I was later promoted to Service Coordinator. My responsibilities include the scheduling and coordination of service request with a service dispatcher located in Minneapolis MN to provide the fastest possible response to ensure customer satisfaction, coordinating with several subcontractors within Oklahoma and also out of state, striving for a 24hr hour turn around for all service request, coordinating Preventative Maintenance and Fire inspections due within the month, assisting with billing and other related needs from administrative staff, ensuring technicians meet the annual training requirements set forth by Stanley and ensuring all technicians receive vacation time without affecting customer service.

In February of 2012 I moved to Electra Link Inc. as a Security Project Manager. My current responsibilities include managing all aspects of all Edmond security projects. I work closely with the estimator to ensure customer's expectations are exceeded.

I am licensed with the Oklahoma Alarm and Locksmith Industry and hold a Managers License in Burglar Alarm, Residential and Commercial Fire, Access Control, Locksmith, CCTV, and Nurse Call. I also hold an Arkansas Alarm Apprentice License.

---





# CERTIFICATE OF COMPLETION

*is hereby granted to*

*Ryan Harman*

*for successfully completing*

S2 Basic Certification Course

*Release 4.2*

December 12, 2012 – Dallas, TX

A handwritten signature in black ink, appearing to read "Rich Ames", written over a horizontal line.

Rich Ames  
Manager, Training & Certification

A handwritten signature in black ink, appearing to read "Todd", written over a horizontal line.

R. Todd Smith  
VP, Worldwide Sales

A handwritten signature in black ink, appearing to read "John L. Moss", written over a horizontal line.

John L. Moss  
CEO

## Chris Shreve

---

Office-417 S. State St. Edmond, Ok, 73003 Res-4804 Tate Dr. Del City OK, 73115

Wrk.405-200-4796/Personal.405-227-1305

cshreve@electralink.com

## Objective

---

To contribute Leadership, technical, analytical, and personal skills

## Professional Achievements & Certifications

---

- Oklahoma licensed Technician:
- CCTV, Access Control, Burg, Commercial Fire
  - Bosch Certified Technician, DLA 1200/1400
    - DSX certified
    - Pelco Endura certified
    - Onssi Certified
  - S2 Access Control Certified
- DHS/Keri Systems Access Control

## Skills

---

- Prepare for various security installations by reviewing installation orders; gathering equipment, supplies, and tools; coordinating schedules with customers.
- Plan installations by surveying and evaluating location; identifying installation requirements; laying-out equipment and wiring plan.
- ~~Install equipment; run and pull wiring; program and calibrate equipment; adhere to codes, regulations, and standards.~~
  - Supervise the work of junior staff.
- Verify system is functioning by testing equipment, connections, and signals; identifying and correcting problems.
  - Maintain records by documenting installation.
- Maintain customer support by resolving concerns; answering questions.
- Update job knowledge by participating in educational opportunities; reading technical publications.
  - Well Versed in various types of Burg Alarm & Fire Systems

## Work History

---

Lead Security Technician , Electralink Inc. Edmond, OK Feb. 2011 - present

Sub Contractor, Wave Communications/Integral, OKC, OK Dec. 2010 – Feb 2011

Lead Security Technician, Edmond Security Inc , Edmond, OK March 2008-12/2010

Service Technician, Merry X-Ray, OKC, OK July 2003 – Feb. 2008



# CERTIFICATE OF COMPLETION

*is hereby granted to*

*Chris Shreve*

*for successfully completing*

**S2 Basic Certification Course**

*Release 4.2*

December 12, 2012 – Dallas, TX

A handwritten signature in black ink, appearing to read "Rich Ames", written over a horizontal line.

Rich Ames  
Manager, Training & Certification

A handwritten signature in black ink, appearing to read "Todd", written over a horizontal line.

R. Todd Smith  
VP, Worldwide Sales

A handwritten signature in black ink, appearing to read "John L. Moss", written over a horizontal line.

John L. Moss  
CEO

S2 SECURITY



# CERTIFICATE OF COMPLETION

*is hereby granted to*

*Jeremy Moser*

*for successfully completing*

**S2 Basic Certification Course**  
*Release 4.2*

September 14, 2012 – Dallas, TX

Rich Ames  
Manager, Training & Certification

R. Todd Smith  
VP, Worldwide Sales

John L. Moss  
CEO



# CERTIFICATE OF COMPLETION

*is hereby granted to*

*Shane Pittser*

*for successfully completing*

**S2 Basic Certification Course**  
*Release 4.2*

September 14, 2012 – Dallas, TX

A handwritten signature in black ink, appearing to read "Rich Ames", written over a horizontal line.

Rich Ames  
Manager, Training & Certification

A handwritten signature in black ink, appearing to read "Todd", written over a horizontal line.

R. Todd Smith  
VP, Worldwide Sales

A handwritten signature in black ink, appearing to read "John L. Moss", written over a horizontal line.

John L. Moss  
CEO

S2 SECURITY



# CERTIFICATE OF COMPLETION

*is hereby granted to*

*Pory Gole*

*for successfully completing*

**S2 Basic Certification Course**

*Release 4.2*

September 14, 2012 – Dallas, TX

Rich Ames  
Manager, Training & Certification

R. Todd Smith  
VP, Worldwide Sales

John L. Moss  
CEO

S2 SECURITY



# CERTIFICATE OF COMPLETION

*is hereby granted to*

*Todd Hall*

*for successfully completing*

S2 Basic Certification Course

*Release 4.2*

September 14, 2012 – Dallas, TX

Rich Ames  
Manager, Training & Certification

R. Todd Smith  
VP, Worldwide Sales

John L. Moss  
CEO



City of Fayetteville RFP 13-11 Access Control and Security System

ElectraLink Proposal #

**Firm Information**

Name Of Firm: Electra Link, Inc.

Address Of Principal Office: 2175 IH-45 N. Bldg. 10, Spring Texas 77388

Phone Number: 281-350-6096

Fax Number: 281-350-8295

Email Address and/or Web Address: www.electralink.com

Form Of Business Organization (Corporation, Partnership, Limited Liability Partnership, Individual, Joint Venture, other?): Corporation

Year Founded: 1985

# of Current Full-Time Employees: 365

# of Current Part-Time Employees: 75

# of Current Full-Time Employees for Contract: 10

# of Current Part-Time Employees for Contract: 0

Primary Individual to Contact: Bruce Conley

*Houston*  
2175 IH-45, Bldg. #10  
Spring, Texas 77388  
281-350-6096 281-350-8295-Fax

*Dallas*  
17819 Davenport Rd., Suite 310  
Dallas, Texas 75252  
972-818-7225 972-818-7219-Fax

*Austin*  
12217 Waters Park Rd.  
Austin, Texas 78759  
512-835-6475 512-835-6481-Fax





## References

### List of Security References

Name of project: **Mansfield ISD, Mansfield, TX**

Site Address: 605 East Board St.

Completion Date: February 2013

Customer Contact: Lt. Greg Minter

Description of Project: (32) Locations- Installation of Access Control, Cameras and Wireless Access Control Cable

Consultant: Huckabee

Estimated Project Value Amount: \$ 8.5 Million

Name of project: **Sealy ISD, Houston, TX**

Site Address: 939 Tiger Lane, Houston, TX 77474

Customer Contact: Tammy Leimer 979-885-3516

Description of Project: Installed S2 Access Control, 100 card readers, 100 IP cameras, IP based intercom

Estimated Project Value Amount: \$500,000.00

Name of project: **McElroy Manufacturing, Tulsa, OK**

Site Address: 833 North Fulton Ave, Tulsa, OK 75115

Customer Contact: David Jones 918-831-9339 Joe Perrault 918-430-6933

Description of Project: Installed S2 Access Control with S2 NetVR's at (7) separate locations, 75 card readers, 16 Bosch IP Cameras

Estimated Project Value Amount: \$100,000.00

Name of project: **Methodist Manner, Tulsa, OK**

Site Address: 4134 East 31<sup>st</sup> St. Tulsa, OK 74135

Customer Contact: Dennis Graham 918-346-6637

Description of Project: Installed S2 Access Control with Bosch IP cameras, 25 card readers, 60 Bosch IP Cameras

Estimated Project Value Amount: \$150,000.00

Name of project: **Rogers County Courthouse, Claremore, OK**

Site Address: 200 South Lynn Riggs Blvd. Claremore, OK 74017

Customer Contact: Jon Sappington

Description of Project: Installed S2 Access Control with S2 NetVR's, 30 card readers, 145 Bosch IP Cameras, Aiphone Intercom

Estimated Project Value Amount: \$200,000.00

Name of project: **H&H Gun Range, Oklahoma City, OK**

Site Address: 400 South Vermont Ave, OKC, OK 73108

Customer Contact: Stephen Hall

Description of Project: Installation a 70 Bosch HD IP Camera VMS system

Estimated Project Value Amount: \$250,000.00

Name of project: **Canadian Hills Wind Farm Calumet, OK**

Site Address: 14730 Edmond Road. NW, Calumet, OK 73003

Customer Contact: Kevin Headrick 972-533-7070

Description of Project: Installation of S2 Access Control and Bosch IP cameras

Estimated Project Value Amount: \$60,000.00



City of Fayetteville RFP 13-11 Access Control and Security System

Electra Link Proposal #

## References

Name of project: **Special Metals, Inc.**  
Site Address: 2009 South Broadway, Moore, OK 73160  
Customer Contact: Brandon Venable 405-677-7700  
Description of Project: Installed 52 Bosch HD IP VMS System  
Estimated Project Value Amount: \$75,000.00

Name of project: **City of Texas City, Texas City, TX**  
Site Address: 1002 Texas Avenue, Texas City, TX 77590  
Completion Date: August 2012  
Customer Contact: James O'Brien 409-682-4352  
Description of Project: Axis IP video, cameras  
Estimated Project Value Amount: \$100,000.00

Name of project: **HEB, Houston, TX**  
Site Address: 4625 Windfern, Houston, TX 77041  
Completion Date: December 2012  
Customer Contact: Moses Horn 281-808-9945  
Description of Project: Provide ongoing service to all HEB stores, install cameras and access control  
Estimated Project Value Amount: \$8,000.00

Name of project: **Dashiell General Contractors, Albany, TX**  
Site Address: 5858 Private Rd. 2419 Albany, TX 76430  
Completion Date: February 2013  
Customer Contact: Mike Griffin 713-558-6629  
Description of Project: Install IP video cameras and access control in 5 locations throughout Central Texas.  
General Contractor: Dashiell General Contractors  
Estimated Project Value Amount: \$400,000.00 per each location



# U.S. MSRP Price List

**Effective April 1, 2013**

*This Price List supersedes all previous versions*

**New in this pricelist:**

- *New* NetBox VR Quatro
  - Free UPS Ground shipping to continental US destinations
    - S2 Extreme Demo System
    - *New* S2 Avance High Availability Option
    - *New* S2 Enterprise Exacta100/500 Controllers
  - *New* Appendix C – Helpful Hints for Order Processing
-

TABLE OF CONTENTS

**I. SYSTEM CONFIGURATION OVERVIEW ..... 2**

**STEP 1: SELECT YOUR S2 NETBOX CONTROLLER AND PORTAL LICENSE ..... 6**

*A. S2 NetBox Controllers (4, 16, 32 Portals) ..... 6*

*B. S2 NetBox VR and S2 NetBox VR Quatro - Converged Video and Access Controller ..... 7*

*C. S2 NetBox Extreme Controller (up to 256 Portals) ..... 8*

*D. S2 Enterprise Select Controller ..... 9*

*E. S2 Enterprise Ultra2 Controller ..... 9*

*F. S2 Enterprise Exacta100 Controller Supports High Availability ..... 10*

*G. S2 Global ..... 10*

**STEP 2: SELECT OPTIONS FOR YOUR S2 CONTROLLER ..... 11**

*A. S2 System Identity Management Solutions ..... 11*

*B. S2 System Database Partitioning ..... 12*

*C. S2 System DMP XR 500 Integration ..... 12*

**STEP 3: SELECT YOUR S2 NETWORK NODES ..... 13**

*A. S2 Network Node Packages ..... 13*

*B. S2 NetDoor MicroNode Packages ..... 14*

*C. Remote Lock Integration ..... 14*

*D. S2 Mercury Node Packages ..... 15*

**STEP 4: S2 VIDEO MANAGEMENT SOLUTIONS ..... 16**

*A. S2 NetVR Integrated Video Management System ..... 16*

*B. Milestone VMS Software and Integration (Purchased through S2 Security) ..... 17*

*C. S2 Video Management System Integration (VMS) Licenses for third party DVR and NVR integration ..... 18*

**STEP 5: SOFTWARE UPGRADE, SUPPORT AND HARDWARE WARRANTY PLANS ..... 20**

*A. Software Upgrade and Support Plans ..... 20*

*B. Enhanced Controller Hardware Warranty & Technology Refresh Option (New Every Three Program) ..... 22*

*C. End User Black Support – Standard & Emergency 24/7 ..... 23*

**II. SPARE APPLICATION OPTION BLADES ..... 24**

**III. S2 NETBOX SYSTEM PORTAL EXPANSION FOR EXISTING SYSTEMS ..... 25**

**IV. CONTROLLER HARDWARE UPGRADE OPTIONS ..... 25**

**V. PROFESSIONAL ENGINEERING & IMPLEMENTATION SERVICES ..... 27**

**VI. RETURN POLICIES AND PROCEDURES ..... 27**

**VII. S2 PRODUCT WARRANTY ..... 28**

**APPENDIX A – S2 NETBOX DEMONSTRATION SYSTEMS (NOT FOR RESALE) ..... 29**

**APPENDIX B – LOCATING S2 NETBOX SPECIFICATIONS AND POWER REQUIREMENTS ..... 30**

**APPENDIX C – HELPFUL HINTS FOR ORDER PROCESSING ..... 31**

*General Purchasing ..... 31*

*Order Cut-off times ..... 31*

*SUSP Upgrade and Support Plan Purchasing ..... 31*

*Milestone Purchasing ..... 31*

## I. System Configuration Overview

Configure your S2 System by walking through Steps 1 – 5. The pictorial pages that follow summarize the options available for each system and provide page references to option details:

**Step 1: Select Controller and Portal Licenses (eg. S2 NetBox with 32 portal license)**

**Step 2: Select Product Options (e.g. ID Badging and Partitioning)**




**Step 3: Select Access Control Node Options (e.g. S2 Node Cabinet, MicroNode, ASSA Remote Lockset license, etc.)**






**Step 4: Select a fully Integrated Video Management System**

**Step 5: Select Software Support & Hardware Warranty Options**

*Note: Demo System Pricing for Certified Integrators – see Appendix A*

### System Configuration Overview

Step 1: Select Controller and Portal Licenses	Portals / Cameras	Step 2: Controller Options
<p><b>S2 NetBox</b></p>  <p><i>Up to 32 Portals</i></p> <p><u>Cabinet Attributes</u></p> <ul style="list-style-type: none"> <li>• Wall Mount</li> <li>• 120/240VAC 50/60 Hz wired</li> <li>• One network cable; 2 network addresses</li> <li>• 7 option board slots</li> </ul>	<ul style="list-style-type: none"> <li>○ 4</li> <li>○ 16</li> <li>○ 32</li> </ul>	<ul style="list-style-type: none"> <li>○ Badging</li> <li>○ DMP</li> <li>○ S2 NetVR</li> <li>○ 3<sup>rd</sup> Party VMS</li> </ul>
<p><b>S2 NetBox VR</b></p>  <p><i>Integrated IP Access AND IP Video</i></p> <p><u>Cabinet Attributes</u></p> <ul style="list-style-type: none"> <li>• Rack Mount</li> <li>• 120/240VAC 50/60 Hz power lead</li> <li>• One network address</li> <li>• No option board slots</li> </ul>	<ul style="list-style-type: none"> <li>○ 32 Portals</li> <li>○ 8 or 16 IP Cameras</li> </ul>	<ul style="list-style-type: none"> <li>○ Badging</li> <li>○ DMP</li> <li>○ S2 NetVR</li> </ul>
<p><b>S2 Netbox VR Quatro</b></p>  <p><i>Integrated IP Access AND IP Video</i></p> <p><u>Cabinet Attributes</u></p> <ul style="list-style-type: none"> <li>• Wall Mount</li> <li>• 120/240VAC 50/60 Hz wired</li> <li>• One network cable; 2 network addresses</li> <li>• <i>Includes 1 S2-ACM blade, expandable to 4</i></li> </ul>	<ul style="list-style-type: none"> <li>○ 4 Portals (8 max)</li> <li>○ 4 IP Cameras (8 max)</li> </ul>	<ul style="list-style-type: none"> <li>○ Badging</li> <li>○ 1TB, 2TB or 3TB disk space for video storage</li> </ul>

<p><b>S2 NetBox Extreme</b></p>  <p><i>Up to 256 Portals</i></p>	<p><b>Cabinet Attributes</b></p> <ul style="list-style-type: none"> <li>• Wall or Rack Mount</li> <li>• 120/240VAC 50/60 Hz</li> <li>• Rack Mount includes power lead</li> <li>• One network address</li> <li>• No option board slots</li> </ul>	<ul style="list-style-type: none"> <li>○ 16</li> <li>○ 32</li> <li>○ 64</li> <li>○ 128</li> <li>○ 192</li> <li>○ 256</li> </ul>	<ul style="list-style-type: none"> <li>○ Badging</li> <li>○ DMP</li> <li>○ Partitioning</li> <li>○ Audit Trail</li> <li>○ S2 NetVR</li> <li>○ 3<sup>rd</sup> Party VMS</li> </ul>
<p><b>S2 Enterprise Select</b></p>  <p><b>S2 Enterprise Ultra2</b></p>  <p><i>Up to 1,793 (Select) or 7,168 (Ultra2) Portals</i></p>	<p><b>Cabinet Attributes</b></p> <ul style="list-style-type: none"> <li>• Rack Mount</li> <li>• 120/240VAC 50/60 Hz power lead</li> <li>• One network address</li> <li>• Solid State Drive</li> <li>• No option blade slots</li> </ul>	<ul style="list-style-type: none"> <li>○ 128 portal base</li> <li>○ 64 portal increments</li> </ul> <p>Max 1,792 Select Max 7,168 Ultra2</p>	<ul style="list-style-type: none"> <li>○ Badging</li> <li>○ DMP</li> <li>○ Partitioning</li> <li>○ Audit Trail</li> <li>○ S2 NetVR</li> <li>○ 3<sup>rd</sup> Party VMS</li> </ul>
<p><b>S2 Enterprise Exacta100</b></p>  <p><i>Up to 7,168 Portals</i></p>	<p><b>Cabinet Attributes</b></p> <ul style="list-style-type: none"> <li>• Rack Mount</li> <li>• 120/240VAC 50/60 Hz power lead</li> <li>• One network address</li> <li>• No option board slots</li> <li>• Raid 1 Solid State Drives</li> <li>• <b>Buy two for S2 Avance High Availability Option</b></li> </ul>	<ul style="list-style-type: none"> <li>○ 128 base</li> <li>○ 64 portal increments</li> </ul> <p>Max 7,168</p>	<ul style="list-style-type: none"> <li>○ Badging</li> <li>○ DMP</li> <li>○ Partitioning</li> <li>○ Audit Trail</li> <li>○ <b>S2 Avance High Availability</b></li> <li>○ S2 NetVR</li> <li>○ 3<sup>rd</sup> Party VMS</li> </ul>
<p><b>S2 Enterprise Exacta500 For S2 Global</b></p>  <p><i>Central SOC System Management</i></p>	<p><b>Cabinet Attributes</b></p> <ul style="list-style-type: none"> <li>• Integrates multiple S2 NetBox, Extreme, Select, Ultra2, and Exacta100 Systems into ONE Globally managed system</li> <li>• Rack Mount</li> <li>• 120/240VAC 50/60 Hz power lead</li> <li>• One network address</li> </ul>	<ul style="list-style-type: none"> <li>○ No Practical Limit</li> </ul>	<ul style="list-style-type: none"> <li>○ Centrally Manage Cardholder Population</li> <li>○ Central Reporting Capability</li> <li>○ Security Operations Center (SOC) Monitoring</li> </ul>

**Step 3:  
Node Options**

**Configurations**

**S2 Node Cabinet**



Node Attributes

- Wall or Rack Mount
- 120/240VAC 50/60 Hz
- Rack Mount includes power cable
- One network address
- 7 application blade slots

**Calculate blades (cannot exceed 7 per cabinet)**

- \_\_\_ ACM (2 reader, 4 input, 4 output)
- \_\_\_ INP (8 input)
- \_\_\_ OUTP (8 output)
- + \_\_\_ TEMP (8 temperature points)
- 
- \_\_\_ Total = 7 or less
- \_\_\_ Temperature probes (8 per temp blade)

**S2 NetDoor MicroNode**




Node Attributes

- Wall Mount
- POE or 12VDC
- Can power locks with POE (see limitations in installation manual)
- Mounting plate available

- o 2 reader, 4 input, 4 output, 1 temperature point
- o Order temperature probe separately

**ASSA Wireless & POE Locksets**

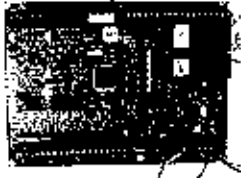


Node Attributes

- Per Lock Integration License (in addition to a portal license) required.
- Supports Sargent v.S1, v.S2, PERSONA P1, P2

- o Assume S2 Controller load is equivalent to 10 S2 Nodes for any number of offline (wireless) locks.
- o Offline (Wireless) locks support a subset of S2 functionality because they are NOT continuously connected to the S2 controller.
- o Online (POE) locks support real time features such as lockdown, door control, and live events.


**Mercury Panels**



Node Attributes

- Available Mercury EP Controllers (1501, 1502, 2500)
- Available Interface (SIO) Modules: MR50, MR52, MR16in, MR16out, MUX8

- o Purchase new Mercury controllers and SIOs
- o Purchase licenses to integrate existing Mercury panels
- o Sold as boards only – Requires Integrator supplied power and cabinetry

<b>Step 4: Integrated Video Management Systems</b>	<b>Configurations</b>
<p><b>S2 NetVR Integrated IP Video Management System</b></p>  <p><b>Attributes</b></p> <ul style="list-style-type: none"> <li>• Rack Mount</li> <li>• 120/240VAC 50/60 Hz</li> <li>• 8 or 16 camera options</li> </ul>	<ul style="list-style-type: none"> <li>○ Multiple NetVRs may be added to any NetBox Controller.</li> </ul>
<p><b>3rd Party IP Video Management Systems</b></p> <p><b>Attributes</b></p> <ul style="list-style-type: none"> <li>• Avigilon</li> <li>• Exacq</li> <li>• Milestone</li> <li>• ONSSI</li> <li>• Salient</li> <li>• Video Insight</li> </ul>	<ul style="list-style-type: none"> <li>○ 4 camera base license</li> <li>○ Additional camera licenses (per camera - beyond base license)</li> </ul>

<b>Step 5: Software Support and Hardware Warranty Options</b>	<b>Configurations</b>
<p><b>Software Upgrade and Support Plan</b></p> <p><b>Attributes</b></p> <ul style="list-style-type: none"> <li>• Telephone support (coverage: M-F, 9am-7pm ET) and email support (<a href="mailto:support@s2sys.com">support@s2sys.com</a>) for certified integrators</li> <li>• Online support sessions</li> <li>• Minor and Major Software upgrades</li> <li>• Online access to documentation, upgrades, and support tools</li> </ul>	<ul style="list-style-type: none"> <li>○ Support per individual S2 Controller (check the About screen for Expiration Date)</li> <li>○ SUSP – Annual support plan</li> <li>○ SUSPEXP – to re-instate an expired support plan</li> <li>○ Multi-year discounts available</li> </ul>
<p><b>Hardware Extended Warranty and Technology Refresh Plan (New Every 3)</b></p> <p><b>Attributes</b></p> <ul style="list-style-type: none"> <li>• Three (3) year hardware warranty coverage</li> <li>• One (1) no questions asked server replacement with S2's then current same product line server technology</li> </ul>	<ul style="list-style-type: none"> <li>○ Covers selected S2 Controllers</li> <li>○ Requires a 3 year commitment</li> <li>○ Pre-payment discount options</li> <li>○ Warranty must be purchased without lapse and be accompanied by a Software Upgrade &amp; Support Plan (SUSP)</li> </ul>
<p><b>End User Black Support Program</b></p> <p><b>Attributes</b></p> <ul style="list-style-type: none"> <li>• For larger end-users supporting multiple sites</li> <li>• Calls and email direct to Special S2 Black Technical Support phone/email</li> <li>• Coverage: M-F, 9am-7pm ET</li> <li>• One (1) annual S2 Net Tech Basic 2-day hands on training course slot</li> </ul>	<ul style="list-style-type: none"> <li>○ Requires an active SUSP for each covered system</li> <li>○ 2 identified End User technicians given direct access to S2 Tech Support</li> <li>○ Designated End User technicians strongly encouraged to attend S2's Integrator training course</li> </ul>
<p><b>End User Black Support 24/7 Emergency Service</b></p> <p><b>Attributes</b></p> <ul style="list-style-type: none"> <li>• Extends coverage to 24/7 with call back for Emergency service within 30 minutes</li> </ul>	<ul style="list-style-type: none"> <li>○ Requires and active End User Black Support Program</li> </ul>



## Step 1: Select your S2 NetBox Controller and Portal License

All systems require one controller and license for the size of the system. The controller choices are differentiated by processing power which determines the number of portals, concurrent users and video motion events that can be supported. **Events per Second (EPS) is S2's measure of processing capability for the Network Controller.** When capturing video based on motion or other characteristics detected by the video system and displayed on the NetBox the number of event per second will be affected. Event traffic from video servers impacts the network controller (note: the number of video cameras does not impact performance, just the event traffic). For help determining your needs, work with S2 Sales Support prior to deploying an S2 system ([s2salesengineering@s2sys.com](mailto:s2salesengineering@s2sys.com) or +1 508-663-2500 option 2).

There are four performance tiers of the S2 Network Controller which is the system server. The tiers provide hardware that supports up to 32, 256, 1,792 or 7,168 portals respectively. Select only (1) Network Controller from the categories below:

### A. S2 NetBox Controllers (4, 16, 32 Portals)

The latest edition of the S2 NetBox comes in a single wall mount cabinet with 7 slots for either ACM, Input, Output, or Temperature blades. The first left-hand slot contains the Network Node board. On the left side of the cabinet are the new Controller board and the SAM-E module. The SAM-E module provides a three port network switch and control buttons which are accessed from the left exterior of the cabinet. This controller scales up to 32 portals, 32 nodes and 5 concurrent users. A one year software upgrade and support plan and a two year hardware warranty are included with these systems.

Please note:

- *Only one network drop is required per cabinet.*
- *Two IP addresses are required; one for the controller and one for the node.*
- *Seven option slots are available in this Network Controller Cabinet*
- *You may connect this controller to standard S2 network node enclosures (-WM/-RM).*

Part Number	Description	Unit Price (USD)
S2-NB4-E2R-WM	<b>S2 NetBox System Controller Enclosure with support for 2 readers</b> Includes 4 portal license, (1) ACM and 6 empty slots in wall mount enclosure.	2,978
S2-NB4-E4R-WM	4 readers ... (2) ACMs and 5 empty slots in wall mount enclosure.	3,898
S2-NB16-E2R-WM	<b>S2 NetBox System Controller Enclosure with support for 2 readers</b> Includes 16 portal license, (1) ACM and 6 empty slots in wall mount enclosure.	4,512
S2-NB16-E4R-WM	4 readers ... (2) ACMs and 5 empty slots in wall mount enclosure.	5,318
S2-NB16-E6R-WM	6 readers ... (3) ACMs and 4 empty slots in wall mount enclosure.	6,146
S2-NB16-E8R-WM	8 readers ... (4) ACMs and 3 empty slots in wall mount enclosure.	6,932
S2-NB16-E10R-WM	10 readers ... (5) ACMs and 2 empty slots in wall mount enclosure.	7,720

<b>S2-NB16-E12R-WM</b>	<b>12 readers ... (6) ACMs and 1 empty slot in wall mount enclosure.</b>	<b>8,516</b>
<b>S2-NB16-E14R-WM</b>	<b>14 readers ... (7) ACMs and no empty slot in wall mount enclosure.</b>	<b>9,294</b>
<b>S2-NB32-E2R-WM</b>	<b>S2 NetBox System Controller Enclosure with support for 2 readers Includes 32 portal license, (1) ACM and 6 empty slots in wall mount enclosure.</b>	<b>6,482</b>
<b>S2-NB32-E4R-WM</b>	<b>4 readers ... (2) ACMs and 5 empty slots in wall mount enclosure.</b>	<b>7,268</b>
<b>S2-NB32-E6R-WM</b>	<b>6 readers ... (3) ACMs and 4 empty slots in wall mount enclosure.</b>	<b>8,056</b>
<b>S2-NB32-E8R-WM</b>	<b>8 readers ... (4) ACMs and 3 empty slots in wall mount enclosure.</b>	<b>8,842</b>
<b>S2-NB32-E10R-WM</b>	<b>10 readers ... (5) ACMs and 2 empty slots in wall mount enclosure.</b>	<b>9,630</b>
<b>S2-NB32-E12R-WM</b>	<b>12 readers ... (6) ACMs and 1 empty slot in wall mount enclosure.</b>	<b>10,416</b>
<b>S2-NB32-E14R-WM</b>	<b>14 readers ... (7) ACMs and no empty slot in wall mount enclosure.</b>	<b>11,204</b>

## B. S2 NetBox VR and S2 NetBox VR Quatro - Converged Video and Access Controller

- A groundbreaking new single box solution for integrated IP Video, Alarms, Access Control and Temperature Monitoring
- NO software license or camera licenses to buy; No software to load or integrate. Ready out of the box!
- 100% browser interface with *full motion* video, 25/30 fps
- Revolutionary new features like the Forensic Desktop function quickly locates and exports important video clips
- Many common readers and camera brands supported
- Pricing and features targeted for the Small to Medium Enterprise SME market
- Delivered as a 2U rack or tabletop mountable appliance. Nodes sold separately.
- In order to ensure continuity of service we recommend that you register your VR Series product online (<http://s2sys.com/dashboard/product-registration/>) before or soon after it is installed.

Part Number	Description	Unit Price (USD)
<b>S2-NETBOXVR-2TB-8</b>	<b>S2 NetBox VR System Controller (32 portals, 8 cameras)</b> Includes 32 portal license and 8 IP camera capacity. Contains 2 TB of onboard storage.	<b>7,050</b>
<b>S2-NETBOXVR-4TB-16</b>	<b>S2 NetBox VR System Controller (32 portals, 16 cameras)</b> Includes 32 portal license and 16 IP camera capacity. Contains 4 TB of onboard storage.	<b>9,590</b>

- S2 NetBox VR Quatro provides a one box solution including Access (ACM) blades and VMS storage in one unit.

Part Number	Description <i>NEW!!!</i>	Unit Price (USD)
S2-QUATROVR-1TB-4	<b>S2 NetBox VR Quatro System Controller (4 portals, 4 cameras)</b> Includes 4 portal license and 4 IP camera capacity. Contains 1 TB of onboard storage and 1 S2-ACM blade (expandable to 4 blades).	4,390
S2-QUATROVR-2TB-4	<b>S2 NetBox VR Quatro System Controller (4 portals, 4 cameras)</b> Includes 4 portal license and 4 IP camera capacity. Contains 2 TB of onboard storage and 1 S2-ACM blade (expandable to 4 blades).	6,374
S2-QUATROVR-3TB-4	<b>S2 NetBox VR Quatro System Controller (4 portals, 4 cameras)</b> Includes 4 portal license and 4 IP camera capacity. Contains 3 TB of onboard storage and 1 S2-ACM blade (expandable to 4 blades).	7,624
S2-QUATROVR-4CAM	<b>4 IP Camera Add-on License</b> (8 cameras max)	790
S2-QUATROVR-R4	<b>4 Portal Add-on License</b> (8 portals max). Portal License only.	790

### C. S2 NetBox Extreme Controller (up to 256 Portals)

- The S2 NetBox Extreme Controller supports up to 256 portals, 64 nodes, and 10 concurrent users;
- Available in either a wall mount (-WM) or a rack mount (-RM) form factor
- Includes a lightweight aluminum enclosure with key lock, status LED, tamper switch and AC to DC power supply.  
*Note: no application blades may be added to this enclosure.*
- This controller has an EPS of 10 and comes standard with an 8GB SSD which will support upwards of 40 million online transactions.

Part Number	Description	Unit Price (USD)
S2-EXT-16-WM S2-EXT-16-RM	S2 NetBox Extreme Controller w/ 16 portal license	3,000
S2-EXT-32-WM S2-EXT-32-RM	S2 NetBox Extreme Controller w/ 32 portal license	4,300
S2-EXT-64-WM S2-EXT-64-RM	S2 NetBox Extreme Controller w/ 64 portal license	9,500
S2-EXT-128-WM S2-EXT-128-RM	S2 NetBox Extreme Controller w/ 128 portal license	13,500
S2-EXT-192-WM S2-EXT-192-RM	S2 NetBox Extreme Controller w/ 192 portal license	17,500
S2-EXT-256-WM S2-EXT-256-RM	S2 NetBox Extreme Controller w/ 256 portal license	21,700

### D. S2 Enterprise Select Controller

- The S2 Enterprise Select Controller supports up to 1,792 portals (14x128) or 128 nodes, and up to 25 concurrent users.
- 1U rack mount (-RM) form factor.
- Solid State Drive
- DOES NOT SUPPORT High Availability (HA) Option
- This controller has an EPS of 30

*Note: no application blades may be added to this enclosure.*

Part Number	Description	Unit Price (USD)
S2-SELECT-128	S2 Enterprise Select Controller w/ 128 portal license	17,500
	<b>64 portal expansion for new systems</b>	
S2-NR64	Increases new S2 Enterprise Select and S2 Enterprise Ultra2 system license by 64 portal increments.	4,000

### E. S2 Enterprise Ultra2 Controller

- The S2 Enterprise Ultra2 Controller supports up to 7,168 portals (14x512), 512 nodes, and up to 35 concurrent users.
- 2U rack mount (-RM) form factor.
- Dual solid state drives in a software raid 1 configuration.
- This controller has an EPS of 96.

*NOTE: no application blades may be added to this enclosure.*

Part Number	Description	Unit Price (USD)
S2-ULTRA2-128	S2 Enterprise Ultra2 Controller w/ 128 portal license	25,500
	<b>64 portal expansion for new systems</b>	
S2-NR64	Increases new S2 Enterprise Select and S2 Enterprise Ultra2 system license by 64 portal increments.	4,000

### F. S2 Enterprise Exacta100 Controller – Supports High Availability

- The S2 Enterprise Exacta Controller supports up to 7,168 portals (14x512), 512 nodes, and up to 35 concurrent users.
- 2U rack mount (-RM) form factor.
- Dual solid state drives in a raid 1 configuration.
- This controller has an EPS of 96.
- This controller SUPPORTS S2 Avance High Availability (HA) Option

**NOTE: no application blades may be added to this enclosure.**

Part Number	Description	Unit Price (USD)
S2-EX100-128	<b>S2 Enterprise Exacta100 Controller w/ 128 portal license</b>	28,750
S2-NR64	<b>64 portal expansion for new systems</b> Increases new S2 Enterprise Select and S2 Enterprise Ultra2 system license by 64 portal increments.	4,000
S2-EX100-HA	<b>S2 Avance High Availability option for S2 Enterprise Exacta Controller</b> Detects hardware/software faults of primary S2 Enterprise Exacta100 Controller and automatically redirects to the secondary controller (REQUIRES 2 identically configured Exacta100 controllers – 2 <sup>nd</sup> controller at 50% of Primary Controller price). <b>Controllers must be co-located to maintain defined minimum network latency requirements.</b>	24,990

### G. S2 Global

- SMS access control database that can be managed centrally, remotely or both
- Scales to thousands of locations on a single Global server
- SOC (Security Operations Center) alarm management software handles multiple simultaneous operators
- Home page provides immediate access to data at any remote site
- Integration with S2 NetVR and NetBox VR for distributed VMS management
- Person Management at both the local and global levels
- Report facility integrates activity from remote devices into aggregated reports that can be auto-scheduled, producing PDF results delivered via email

Part Number	Description	Unit Price (USD)
S2-EX500	<b>S2 Enterprise Exacta500 Global Server</b>	PER QUOTE
S2-GLOBAL	<b>S2 Global</b> S2 Global Server manages multiple controllers from a single user interface including, monitoring, administration, and reporting. Works with S2 NetBox, Extreme, Enterprise Select / Ultra2 / Exacta controllers. Contact <a href="mailto:sales@s2sys.com">sales@s2sys.com</a> for a quote or with questions	PER QUOTE

## Step 2: Select Options for your S2 Controller

The following options are licensed to your system controller. Not all options are available on every version S2 Controller – Please see the chart at the beginning for a quick reference. Options include:

- A. S2 Identity Management Solutions.
- B. Database Partitioning
- C. DMP Panel Integration

### A. S2 System Identity Management Solutions

S2 NetBox Identity Management Solutions allow you to build photo ID badge production into your S2 systems with ease. The Identity Management Solution works from your web browser. Viewing and importing of photos can occur anywhere; badge production stations are required only for printing and live photo acquisition.

There are two components to choose from:

1. *Base identity management license*: this includes software for designing badge backgrounds and for printing from a single print station. Each Identity Management Solution requires one base license.
2. *Additional badge production stations*: Stations beyond the first can be added as desired. This allows users at multiple remote locations to queue badges print to a single location that has the Badge Design & Print Station avoiding the need to have multiple remote badge design & print stations.

Badging system features include:

- Camera Facial Recognition Driver Support (Canon cameras only) enables the use of certain consumer digital cameras as photo ID capture devices. Functionality includes face-finding, image centering, and full software control over image acquisition.
- PC-based Badge Design Software: Each Badging & Print Station provides the PC software (requires PC with Windows XP) necessary to design and print badges from a single point.
- Each S2 system stores person images, signatures and card layouts so that web based users can select a person and the layout they require and send a print request to the Badge Designer & Print Station.
- Users at multiple remote locations may queue badges for printing at a single location.
- A list of supported cameras can be found here:  
[http://support.iwsinc.com/Support/EPISuite\\_compatible\\_hardware.cfm?Device=Image%20Capture](http://support.iwsinc.com/Support/EPISuite_compatible_hardware.cfm?Device=Image%20Capture)
- Signature capture pads, for a list see:  
[http://support.iwsinc.com/Support/EPISuite\\_compatible\\_hardware.cfm?Device=Signature%20Pad](http://support.iwsinc.com/Support/EPISuite_compatible_hardware.cfm?Device=Signature%20Pad)
- For supported printers refer to:  
[http://support.iwsinc.com/Support/EPISuite\\_compatible\\_hardware.cfm](http://support.iwsinc.com/Support/EPISuite_compatible_hardware.cfm)

Part Number	Description	Unit Price (USD)
S2-IDC-16	<b>Identity Management for systems with 4 or 16 portals</b> One User ID Badge Designer & Print Station License. Supports up to 10,000 badges. Includes Camera Facial Recognition driver support	1,990
S2-IDC-32	<b>Identity Management for systems with 32 portals</b> One User ID Badge Designer & Print Station License. Supports up to 20,000 badges. Includes Camera Facial Recognition driver support	2,990
S2-IDA-32	<b>Additional ID Badge Designer &amp; Print Station License for systems with 32 portals</b>	1990
S2-IDC-64	<b>Identity Management for systems with 64 portals</b> One User ID Badge Designer & Print Station License. Supports up to 40,000 badges. Includes Camera Facial Recognition driver support	5,490

<b>S2-IDA-64</b>	<b>Additional ID Badge Designer &amp; Print Station License for systems with 64 portals</b>	<b>3,500</b>
<b>S2-IDC-128</b>	<b>Identity Management for systems with at least 128 portals</b> One User ID Badge Designer & Print Station License. Supports up to 80,000 badges. Includes Camera Facial Recognition driver support.	<b>6,990</b>
<b>S2-IDA-128</b>	<b>Additional ID Badge Designer &amp; Print Station for systems with at least 128 portals</b>	<b>4,500</b>

### B. S2 System Database Partitioning

Database Partitioning (S2-DBP) is available on S2 S2NetBox Extreme, and S2 Enterprise Select/Ultra2/Exacta100 systems.

- Enables a single system to be divided into multiple smaller systems for applications that require simultaneous management of multiple populations of people and resources.
- Each partition appears as if it were a separate system, with its own nodes and users.
- Partitions can share user roles and access levels with other partitions.
- Each node and its' associated resources must belong to only ONE partition. Includes 2 hours of Professional Services design and implementation support. Additional hours will be charged at the current Professional Services (S2-PRO-TS) rate.
- Converting existing systems to a multi-partition configuration may require additional Professional Services time.

*NOTE: There is no limit to the number of partitions that can be added to a system. However, the number of possible partitions is limited by several aspects of system performance. Contact Sales Support ([s2salesengineering@s2sys.com](mailto:s2salesengineering@s2sys.com) or +1 508-663-2500 option 2) to determine if your application is supportable with this feature and for assistance in designing a system utilizing this option.*

<b>Part Number</b>	<b>Description</b>	<b>Unit Price (USD)</b>
<b>S2-DBP</b>	<b>Database Partitioning for S2 NetBox Extreme, and S2 Enterprise Select/Ultra2/Exacta100.</b> System Partitioning License	<b>8,000</b>

### C. S2 System DMP XR 500 Integration

The DMP panel integration is available on S2 NetBox, S2 NetBox VR, S2 NetBox VR Quatro, S2 S2NetBox Extreme, and S2 Enterprise Select/Ultra2/Exacta100 systems. Each DMP panel that is connected to an S2 Network Controller requires a separate DMP Panel license.

<b>Part Number</b>	<b>Description</b>	<b>Unit Price (USD)</b>
<b>S2-DMP</b>	<b>Digital Monitoring Products - Price Per DMP Panel Integration</b> DMP XR500 Integration with S2 NetBox, S2 NetBox Extreme, S2 Enterprise Select, S2 Enterprise Ultra2, and S2 Enterprise Exacta100.	<b>300</b>

### Step 3: Select your S2 Network Nodes

The number of nodes you need depends upon how you lay out your system. If you wish to use your own enclosure(s), you can order blade components without enclosures by selecting the required number of blades and (1) installation kit (S2-INST) per S2 Network Node.

You may mix and match ANY combination of four types of nodes offered by S2: the standard S2 Network Node, the S2 NetDoor MicroNode, S2 Mercury Nodes, or ASSA Wireless/POE Door Locks.

#### A. S2 Network Node Packages

- Every S2 Network Node (S2-NN) enclosure consists of a Network Node blade and from one to seven application blades. The Network Node blade handles the memory and communications for the node. The application blades provide support for readers, inputs, outputs, and temperature points.
- You can freely mix and match application blades; there are no limitations other than the limit of seven application blades per node/enclosure.
- Each S2 Network Node enclosure includes an S2 Network Node in a lightweight aluminum enclosure (wall mount -WM or rack mount -RM) form factor with key lock, status LED, tamper switch and a AC to DC power supply (wall mount unit - battery backup capable).

Part Number	Description	Expansion Slots Used/ Available	Unit Price (USD)
S2-NN-E2R-WM S2-NN-E2R-RM	S2 Network Node with support for 2 readers (4 inputs/4 outputs) Includes (1) 2 reader access control blade.	6-Jan	2,478(-WM) 2,810(-RM)
S2-NN-E4R-WM S2-NN-E4R-RM	S2 Network Node with support for 4 readers (8 inputs/8 outputs) Includes (2) 2 reader access control blades.	5-Feb	3,294(-WM) 3,630(-RM)
S2-NN-E6R-WM S2-NN-E6R-RM	S2 Network Node with support for 6 readers (12 inputs/12 outputs) Includes (3) 2 reader access control blades.	4-Mar	4,114(-WM) 4,448(-RM)
S2-NN-E8R-WM S2-NN-E8R-RM	S2 Network Node with support for 8 readers (16 inputs/16 outputs) Includes (4) 2 reader access control blades.	3-Apr	4,932(-WM) 5,266(-RM)
S2-NN-E10R-WM S2-NN-E10R-RM	S2 Network Node with support for 10 readers (20 inputs/20 outputs) Includes (5) 2 reader access control blades.	2-May	5,752(-WM) 6,084(-RM)
S2-NN-E12R-WM S2-NN-E12R-RM	S2 Network Node with support for 12 readers (24 inputs/24 outputs) Includes (6) 2 reader access control blades.	1-Jun	6,568(-WM) 6,904(-RM)
S2-NN-E14R-WM S2-NN-E14R-RM	S2 Network Node with support for 14 readers (28 inputs/28 outputs) Includes (7) 2 reader access control blades.	Jul-00	7,388(-WM) 7,720(-RM)
S2-NN-E-WM S2-NN-E-RM	S2 Network Node No accessory application blades included	0/7	2,298(-WM) 2,634(-RM)
S2-RMK	S2 Network Node (-RM) Enclosure Accessory Rails Optional Rail Mount Installation Kit for use in EIA standard 19" (48 cm) equipment racks, 15" (38 cm) depth	N/A	210

#### Application Option Blades



S2 NetBox application blades allow you to tailor your S2 Network Nodes to meet application specifications. You can install application blades in unused slots in network node enclosures at any time and the system will automatically recognize their presence.

Part Number	Description	Unit Price (USD)
S2-ACM	Access control application extension blade: support for 2 readers, 4 inputs, 4 outputs	788
S2-INP	Supervised input application extension blade: 8 inputs	478
S2-OUTP	Relay controlled output application extension blade: 8 outputs	578
S2-TEMP	Temperature Input application extension blade: 8 temperature inputs	536
S2-TEMP-PR	Temperature Sensor probe, each (up to 8 can be used with an S2-TEMP blade)	150

### B. S2 NetDoor MicroNode Packages

- Each S2 NetDoor MicroNode enclosure includes an S2 NetDoor MicroNode in a small lightweight aluminum enclosure wall mount (-WM) form factor.
- Provides 2 readers, 4 inputs, 4 outputs (two outputs switchable to power locks) one temp input point, locking enclosure with network status light. *Note: check MicroNode hardware installation guide for power limitations.*

Part Number	Description	Expansion Slots Used/ Available	Unit Price (USD)
S2-NDMN	S2 NetDoor MicroNode w/ enclosure	N/A	1,446
S2-NDMN-MP	S2 NetDoor MicroNode w/ mounting plate	N/A	1,404

### C. Remote Lock Integration

Integration to select ASSA ABLOY Locksets (Sargent v.S1, v.S2, PERSONA P1, P2) is available on the S2 NetBox. S2 NetBox VR, S2 NetBox Extreme, and S2 Enterprise Select/Ultra2/Exacta100 systems.

- This integration license must be purchased for each Remote Lockset connected to the system. *This is in addition to the total system portal licensing that is already required to be in place.*

For Off-line locks (Wi-Fi)

- Regardless of the total number of remote locks on the system, implementing this feature will count as 10 nodes connected to the system at one time and must be calculated into the total node count in this way.
- Normal communication to the lockset takes place only once per day for a brief period. At this time activity is downloaded from and database changes are uploaded to the device (programming allows the setup of break-thru alarms). Certain functions will not be possible in real time, such as remote door control and threat level changes.

For On-line locks (PoE) *available starting with version 4.3*

- Each lock counts as a node on the system
- Real time events and control are possible, including threat level control and door unlock commands.

For design assistance contact S2 Sales Support ([S2salesengineering@s2sys.com](mailto:S2salesengineering@s2sys.com) or +1 508-663-2500 option 2).

Part Number	Description	Unit Price (USD)
S2-RLI	<b>Remote Lock Integration</b> Integration per ASSA-ABLOY Wi-Fi based lockset.	300
S2-RLI-POE	<b>Remote Lock Integration</b> Integration per ASSA-ABLOY PoE based lockset.	300

#### D. S2 Mercury Node Packages

The integration of access control hardware from Mercury Security Corporation into an S2 Security management system gives users of a legacy physical security system immediate access to the advanced third generation S2 system.

**Important configurations note:** S2 cannot be responsible for Mercury configurations or conversions that have not been reviewed by S2 Sales Support ([s2salesengineering@s2sys.com](mailto:s2salesengineering@s2sys.com) or +1 508-663-2500 option 2).

- Mercury (EPs) Intelligent Controllers communicate directly with a Network Controller similarly to an S2 Network Node.
- Mercury nodes can integrate with controllers running Version 4.1 and later.
- Mercury Nodes work with S2 Netbox, S2 NetBox VR, S2 Netbox Extreme, and S2 Enterprise Select/Ultra2/Exacta100 systems.
- You may purchase a license to integrate existing EP (1501, 1502, 2500) Mercury Controllers or purchase new Mercury controller boards from S2.
  - Supported Mercury Intelligent Controllers (EPs):
    - EP2500: Intelligent Node: 32 MB RAM, Ethernet (two 485 ports for downstream SIOs)
    - EP1502: Intelligent Dual Reader Node: 16 MB RAM, Ethernet, 2 readers, 8 inputs, 4 relays (one 485 port for downstream SIOs)
    - EP1501: Intelligent Single Door Node: PoE, single door, 2 readers, 2 inputs, 2 outputs (no SIO ports available)
  - Supported Mercury Interface Modules:
    - MR-50 Reader Interface Module: 1 reader (magnetic stripe or Wiegand), 2 inputs, 2 relays
    - MR-52 Reader Interface Module: 2 readers (magnetic stripe or Wiegand), 8 inputs, 6 relays
    - MR-16in Input Monitor Module: 16 inputs (zones), 2 relays
    - MR-16out: Relay Output Control Module: 16 relays
    - MUX8 is an 8-port multi-device interface panel

**NOTE:** Please check our Tech Note 17 Integrating Mercury Access Control Hardware and other supporting document by logging in to the Support Central section of our S2 website [www.s2sys.com](http://www.s2sys.com).

#### Mercury Controllers and SIO's

Part Number	Description	Unit Price (USD)
S2-EP 1501	EP 1501 Single Door Controller, POE, 2 Readers, 2 Inputs, 2 Outputs	980
S2-EP-1502	EP 1502 Intelligent Controller, 16M, 2 Readers, 8 Inputs, 4 Outputs	1990
S2-EP-2500	EP 2500 Intelligent Controller, 32M	2190
S2-MR-50	MR50 Reader Interface Module, 1 Reader, 2 Inputs, 2 Outputs	390
S2-MR-52	MR52 Reader Interface Module, 2 Readers, 8 Inputs, 6 Outputs	770
S2-MR-16IN	MR-16IN 16 Input Module	850
S2-MR-16OUT	MR-16OUT 16 Output Module	850

**Mercury Integration Licenses (when connecting a pre-existing panel)**

Part Number	Description	Unit Price (USD)
S2-EP-1501-LIC	EP 1501 Controller License Fee	300
S2-EP-1502-LIC	EP 1502 Controller License Fee	300
S2-EP-2500-LIC	EP 2500 Controller License Fee	300
S2-MR-50-LIC	MR50 License Fee	50
S2-MR-52-LIC	MR52 License Fee	90

## Step 4: S2 Video Management Solutions

S2 Video Management System (VMS) integration allows you to tightly integrate you S2 Access Control Systems with either S2's own NetVR Video Management System or other leading VMS, NVR and DVR systems. Video storage is managed by the VMS, DVR or NVR while the S2 activity log records video events and/or S2 System events can initiate video recording. In this way, video events are much easier to locate and review. Like all S2 capabilities, the Video Management Solution works from your web browser.

### A. S2 NetVR Integrated Video Management System

Video Management System (NetVR) single appliance solution for use with S2 NetBox and S2 Enterprise product lines.

- A groundbreaking new single box solution for browser based IP Video
- NO software license or camera licenses to buy; no software to load or integrate. Ready out of the box!
- 100% browser interface with *full motion* video, 25/30 fps
- Revolutionary new features like the Forensic Desktop function quickly locates and exports important video clips
- Many common camera brands supported
- Pricing and features targeted for the Small to Medium Enterprise SME market
- Integrates seamlessly to all S2 NetBox and S2 Enterprise SMS models
- In order to ensure continuity of service we recommend that you register your VR Series product online (<http://s2sys.com/dashboard/product-registration/>) before or soon after it is installed.

Part Number	Description	Unit Price (USD)
S2-NETVR-2TB-8	<b>S2 NetVR Unit with 8 IP cameras</b> Licensed for 8 IP cameras. Contains 2 TB of onboard storage.	5,990
S2-NETVR-4TB-16	<b>S2 NetVR Unit with 16 IP cameras</b> Licensed for 16 IP cameras. Contains 4 TB of onboard storage.	7,790

## B. Milestone VMS Software and Integration (Purchased through S2 Security)

Supported Milestone products include XProtect Corporate, XProtect Enterprise, and XProtect Professional. The products below include the S2 integration license as well as the Milestone software license.

S2 Part Number (Milestone Part)	Description	MSRP
<b>S2-NVR-MSE (XPEBL)</b>	<b>Milestone Systems XProtect Enterprise NVR Server Software</b> Includes server integration license for use with S2 NetBox, S2 NetBox Extreme, S2 Enterprise Select and S2 Enterprise Ultra2 systems. One required per system.	<b>1,999</b>
<b>S2-NVR-MSCAME (XPECL)</b>	<b>Milestone Systems XProtect Enterprise NVR License</b> Integration license for use with S2 NetBox, S2 NetBox Extreme, S2 Enterprise Select and S2 Enterprise Ultra2 systems. One license is required for each camera on the system.	<b>269</b>
<b>S2-NVR-XMSE (YXPEBL)</b>	<b>12 month Periodic Maintenance Agreement (PMA) for Milestone XProtect Enterprise NVR Server</b>	<b>360</b>
<b>S2-NVR-XMCE (YXPECL)</b>	<b>12 month Periodic Maintenance Agreement (PMA) for Milestone XProtect Enterprise Camera (per camera)</b>	<b>49</b>
<b>S2-NVR-MSP (XPPBL)</b>	<b>Milestone Systems XProtect Professional NVR Server Software</b> Includes server integration license for use with S2 NetBox, S2 NetBox Extreme, S2 Enterprise Select and S2 Enterprise Ultra2 systems. One required per system.	<b>500</b>
<b>S2-NVR-MSCAMP (XPPCL)</b>	<b>Milestone Systems XProtect Professional NVR License</b> Integration license for use with S2 NetBox, S2 NetBox Extreme, S2 Enterprise Select and S2 Enterprise Ultra2 systems. One license is required for each camera on the system.	<b>140</b>
<b>S2-NVR-XMSP (YXPPBL)</b>	<b>12 month Periodic Maintenance Agreement (PMA) for Milestone XProtect Professional NVR server</b>	<b>90</b>
<b>S2-NVR-XMCP (YXPPCL)</b>	<b>12 month Periodic Maintenance Agreement (PMA) for Milestone XProtect Professional Camera (per camera)</b>	<b>26</b>
<b>S2-NVR-MSC (XPCOBT)</b>	<b>Milestone Systems XProtect Corporate NVR Server Software</b> Includes server integration license for use with S2 NetBox, S2 NetBox Extreme, S2 Enterprise Select and S2 Enterprise Ultra2 systems. One required per system.	<b>3,183</b>
<b>S2-NVR-MSCAMC (XPCODL)</b>	<b>Milestone Systems XProtect Corporate NVR License</b> Integration license for use with S2 NetBox, S2 NetBox Extreme, S2 Enterprise Select and S2 Enterprise Ultra2 systems. One license is required for each camera on the system.	<b>329</b>
<b>S2-NVR-XMSC (YXPCOBT)</b>	<b>12 month Periodic Maintenance Agreement (PMA) for Milestone XProtect Corporate NVR server</b>	<b>575</b>
<b>S2-NVR-XMCC (YXPCODL)</b>	<b>12 month Periodic Maintenance Agreement (PMA) for Milestone XProtect Corporate Camera (per camera)</b>	<b>60</b>

1. Milestone Systems requires Integrators to complete factory authorized training prior to selling the products. For more information see [www.milestonesys.com](http://www.milestonesys.com).
2. Only one server license purchase is required per system. Multiple PC servers can be added as cameras are added. To calculate server requirements see:  
[http://www.milestonesys.com/support/technical+support/faq/estimator and calculators/storage+calculator](http://www.milestonesys.com/support/technical+support/faq/estimator+and+calculators/storage+calculator)
3. For a list of IP cameras supported by Milestone XProtect Enterprise/Professional Software go to:  
<http://www.milestonesys.com/support/technical+support/supported+hardware>
4. The Camera license and Software base license Maintenance Agreements are optional with Milestone Software and are called Periodic Maintenance Agreement (PMA). *If you are purchasing Milestone NVR software and want the PMA for the first year you will need to add it.*

### C. S2 Video Management System Integration (VMS) Licenses for third party DVR and NVR integration

S2 supports a growing list of third party video system vendors who have integrated their system with S2 using our OVID interface, including: Avigilon, Exacq, Milestone, ONSSI, Saliient and Video Insight. Only the integration license is included here, please contact the VMS vendor for their software licenses.

<b>Part Number</b>	<b>Description</b>	<b>Unit Price (USD)</b>
<b>S2-VMS-B-AV</b>	<b>Avigilon Control System Software Integration License</b> Initial VMS integration Option. Avigilon Control System Software integration license for (4) cameras. Requires S2 software version 4.3.	<b>500</b>
<b>S2-VMS-C-AV</b>	<b>Avigilon Control System VMS Integration License</b> VMS Integration license per camera beyond the first (4) camera integration license included with the initial license. Requires S2 software version 4.3.	<b>150</b>
<b>S2-VMS-B-EX</b>	<b>ExacqVision VMS Software Integration License</b> Initial VMS integration Option, ExacqVision v4.1 VMS integration license for (4) cameras. Requires S2 SMS software version 4.1 or later	<b>500</b>
<b>S2-VMS-C-EX</b>	<b>ExacqVision VMS Integration License</b> VMS integration license per camera beyond the (4) camera integration license included with the initial integration Option license. Requires S2 SMS software version 4.1 or later.	<b>150</b>
<b>S2-VMS-B-MS</b>	<b>Milestone XProtect VMS Software Integration License</b> Initial VMS integration Option, Milestone Systems XProtect Enterprise/Professional/Corporate integration license for (4) cameras (use when Milestone XProtect Enterprise/Professional Server software is not purchased from S2).	<b>500</b>
<b>S2-VMS-C-MS</b>	<b>Milestone XProtect VMS Integration License</b> VMS integration license per camera beyond the (4) camera integration license included with the initial integration Option license. (use when Milestone XProtect Enterprise/Professional/Corporate software license is not purchased from S2).	<b>150</b>

<b>S2-VMS-B-ON</b>	<b>ONSSI NetDVMS Software Integration License</b> Initial VMS integration Option, ONSSI NetDVR VMS integration license for (4) cameras.	<b>500</b>
<b>S2-VMS-C-ON</b>	<b>ONSSI NetDVMS Integration License</b> VMS integration license per camera beyond the (4) camera integration license included with the initial integration Option license.	<b>150</b>
<b>S2-VMS-B-SL</b>	<b>Salient VMS Software Integration License</b> Initial VMS integration Option, Salient CompleteView ONE, Pro, or Enterprise v3.5.2 VMS integration license for (4) cameras. Requires S2 SMS software version 4.1 or later.	<b>500</b>
<b>S2-VMS-C-SL</b>	<b>Salient VMS Integration License</b> VMS integration license per camera beyond the (4) camera integration license included with the initial integration Option license. Requires S2 SMS software version 4.1 or later.	<b>150</b>
<b>S2-VMS-B-VI</b>	<b>Video Insight IP Video Surveillance Software Integration License</b> Initial VMS integration Option, Video Insight IP Video Surveillance integration license for (4) cameras. Requires S2 controller software version 4.2.	<b>500</b>
<b>S2-VMS-C-VI</b>	<b>Video Insight IP Video Surveillance Integration License</b> VMS Integration license per camera beyond the (4) camera integration license included with the initial integration Option license. Requires S2 controller software version 4.2.	<b>150</b>

## STEP 5: Software Upgrade, Support and Hardware Warranty Plans

S2 provides the following software upgrade, support and hardware warranty plans:

- A. Software Upgrade and Support Plans
  - S2 NetBox and S2 Enterprise level systems
  - Converged Video Access systems (NetBox VR, including Quatro)
  - Video Management units (NetVR)
  - High Availability
  - Global
- B. Enhanced Controller Hardware Warranty
- C. End User Support Plans

### A. Software Upgrade and Support Plans

All new S2 NetVR units, NetBox, S2 NetBox VR, S2 NetBox Extreme, and S2 Enterprise Select/Ultra2/Exacta100 systems include software upgrade and telephone support entitlements for 12 months from the date of shipment from S2 Security. After the first 12 months authorized integrators must have in effect a current Software Upgrade and Support Plan to be entitled to telephone technical support and new releases of the base software for their customers.

- Note:*
- Telephone support is for certified technicians from S2 Certified Integrators, not direct to end users or uncertified staff, and is provided during normal tech support business hours.
  - The software upgrade entitlement includes patches and new versions with standard features, but does not include new or additional products such as IP Video, etc.
  - Please check the **Support/Utility>About** screen for your system's "Expiration Date"
  - Contact Technical Support by calling +1 508-663-2505 or emailing [support@s2sys.com](mailto:support@s2sys.com)

#### Support Plans for S2 NetBox, S2 NetBox Extreme, and S2 Enterprise Select/Ultra2/Exacta100 systems

Part Number	Pricing for New Systems and Systems with a valid Support Plan	Unit Price (USD)
S2-SUSP-16	One year Software Upgrade and Support Plan for 4 or 16 portal systems.	500
S2-SUSP-32	One year Software Upgrade and Support Plan for 32 portal systems.	900
S2-SUSP-64	One year Software Upgrade and Support Plan for 64 portal systems.	2,500
S2-SUSP-128	One year Software Upgrade and Support Plan for 128 portal systems.	5,000
S2-SUSP-S64	One year Software Upgrade and Support Plan for S2 NetBox Extreme, S2 Enterprise Select, Ultra2, and Exacta systems larger than 128 portals (priced per block of 64 portals beyond the base of 128)	1,000

Part Number	Pricing for Systems with Expired Support Plans	Unit Price (USD)
S2-SUSPEXP-16	One year Software Upgrade and Support Plan for 4 or 16 portal systems not currently under a valid Support Plan	700
S2-SUSPEXP-32	One year Software Upgrade and Support Plan for 32 portal systems not currently under a valid Support Plan	1,200
S2-SUSPEXP-64	One year Software Upgrade and Support Plan for 64 portal systems not currently under a valid Support Plan	3,200
S2-SUSPEXP-128	One year Software Upgrade and Support Plan for S2 NetBox Extreme, S2 Enterprise Select, Ultra2, and Exacta systems with 128 portals that are not currently under a valid Support Plan	6,400

<b>S2-SUSPEXP-S64</b>	One year Software Upgrade and Support Plan for S2 NetBox Extreme, S2 Enterprise Select, Ultra2, and Exacta systems with more than 128 portals that are not currently under a valid Support Plan. Priced per block of 64 portals beyond the base of 128 portals.	<b>1,400</b>
-----------------------	---	--------------

**Support Plans for Converged Video/Access Systems (NetBox VR, Quatro)**

<b>Part Number</b>	<b>Pricing for New Systems and Systems with a valid Support Plan</b>	<b>Unit Price (USD)</b>
<b>S2-SUSP-NBVR-8</b>	One year Software Upgrade and Support Plan for an 8 IP camera NetBox VR system.	<b>1,190</b>
<b>S2-SUSP-NBVR-16</b>	One year Software Upgrade and Support Plan for a 16 IP camera NetBox VR system.	<b>1,390</b>
<b>S2-SUSP-QUATRO</b>	One year Software Upgrade and Support Plan for a 1, 2, or 3 TB NetBox VR Quatro system.	<b>990</b>

<b>Part Number</b>	<b>Pricing for Systems with Expired Support Plans</b>	<b>Unit Price (USD)</b>
<b>S2-SUSPEXP-NBVR-8</b>	One year Software Upgrade and Support Plan for an 8 IP camera NetBox VR system not currently under a valid Support Plan.	<b>1,590</b>
<b>S2-SUSPEXP-NBVR-16</b>	One year Software Upgrade and Support Plan for a 16 IP camera NetBox VR system not currently under a valid Support Plan.	<b>1,898</b>
<b>S2-SUSPEXP-QUATRO</b>	One year Software Upgrade and Support Plan for a 1, 2, or 3 TB NetBox VR Quatro system not currently under a valid Support Plan.	<b>1,390</b>

**Support Plans for Video Management Units (NetVR)**

<b>Part Number</b>	<b>Pricing for New Units and Units with a valid Support Plan</b>	<b>Unit Price (USD)</b>
<b>S2-SUSP-VR-8</b>	One year Software Upgrade and Support Plan for an 8 IP camera NetVR unit (video only).	<b>590</b>
<b>S2-SUSP-VR-16</b>	One year Software Upgrade and Support Plan for a 16 IP camera NetVR unit (video only).	<b>790</b>

<b>Part Number</b>	<b>Pricing for Units with Expired Support Plans</b>	<b>Unit Price (USD)</b>
<b>S2-SUSPEXP-VR-8</b>	One year Software Upgrade and Support Plan for an 8 camera NetVR unit not currently under a valid Support Plan (video only).	<b>990</b>
<b>S2-SUSPEXP-VR-16</b>	One year Software Upgrade and Support Plan for a 16 camera NetVR unit not currently under a valid Support Plan (video only).	<b>1,298</b>



**Support Plans for the High Availability option**

Part Number	Pricing for New Systems and Systems with a valid Support Plan	Unit Price (USD)
S2-SUSP-HA	One year Software Upgrade and Support Plan for Enterprise Exacta100 systems with the S2 Avance Hot Standby Option. (NOTE: the main controller must also be under a standard SUSP). Covers two paired controllers.	4,990

Part Number	Pricing for Systems with Expired Support Plans	Unit Price (USD)
S2-SUSPEXP-HA	One year Software Upgrade and Support Plan for Enterprise Exacta100 systems with the S2 Avance Hot Standby Option not currently under a valid Support Plan. Note – the main controller must also be under a standard SUSP.	5,990

**Support Plans for Global**

Part Number	Pricing for New Systems and Systems with a valid Support Plan	Unit Price (USD)
S2-SUSP-GLOBAL	One year Software Upgrade and Support Plan for Global systems. (NOTE: all integrated controllers must also be under a standard SUSP)	PER QUOTE

Part Number	Pricing for Systems with Expired Support Plans	Unit Price (USD)
S2-SUSPEXP-GLOBAL	One year Software Upgrade and Support Plan for Global systems not currently under a valid Support Plan (NOTE – all integrated controllers must also be under a standard SUSP)	PER QUOTE

SUSP program and discount options

**Option 1: SUSP Auto-Renewal Program**

S2 can now automatically invoice and send out updated license keys on an annual basis. By opting into this program an integrator can focus more on servicing his/her customers and less on tedious administrative tasks. To opt into this program simply submit a blanket PO for your SUSP and include the phrase "SUSP Auto-Renewal Program".

**Option 2: Multi-Year SUSP Renewal Discount**

S2 offers Integrators a 10% discount if you renew an SUSP for 2 years (in advance) and 15% if you renew 3+ years (in advance).

**Option 3: New System SUSP Extension Discount**

New S2 systems ship with a 1 year SUSP which expires 12 months from the date the system is turned on, with a maximum turn on date of 90 days from invoice. S2 offers Integrators discounts if you opt to purchase extended SUSPs at the time of your new system purchases:

- o 10% discount if the SUSP is extended for 1 year
- o 15% discount if the SUSP is extended for 2+ years

**B. Enhanced Controller Hardware Warranty & Technology Refresh Option (New Every Three Program)**

The New Every Three Program allows for a system controller to be upgraded or replaced one time only during the warranty coverage period for any non-warranty purpose provided the warranty program is purchased without lapse for the entire warranty period. No other system hardware items are covered under this warranty. The system must be under a valid Software Upgrade and Support Plan in order to receive the controller upgrade or replacement. Prices in the following table are annual prices (3 year commitment required).

Part Number	Description – Price/Year (3 Year Commitment)	Unit Price (USD)
S2-EXT-WAR-3	<b>Enhanced Controller Hardware Warranty (NetBox Extreme)</b> Three year controller hardware warranty for NetBox Extreme. Annual price - three year commitment required (total warranty price is 3 x unit price).	1,300
S2-SELECT-WAR-3	<b>Enhanced Controller Hardware Warranty (Enterprise Select)</b> Three year controller hardware warranty for Enterprise Select. Annual price - three year commitment required (total warranty price is 3 x unit price).	3,390
S2-ULTRA2-WAR-3	<b>Enhanced Controller Hardware Warranty (Enterprise Ultra2)</b> Three year controller hardware warranty for Enterprise Ultra2. Annual price - three year commitment required (total warranty price is 3 x unit price).	4,590
S2-EX100-WAR-3	<b>Enhanced Controller Hardware Warranty (Enterprise Exacta100)</b> Three year controller hardware warranty for Enterprise Exacta100. Annual price - three year commitment required (total warranty price is 3 x unit price).	4,990*
S2-EX500-WAR-3	<b>Enhanced Controller Hardware Warranty (Enterprise Exacta500)</b> Three year controller hardware warranty for Enterprise Exacta500 (supports S2 Global). Annual price - three year commitment required (total warranty price is 3 x unit price).	5,990*

Enhanced Controller Hardware Warranty Discount Options

**Option 1: Up front payment**

A 15% discount is offered when all 3 years are paid up front

**Option 2: Purchased with initial system**

A 20% discount is offered when the warranty program is purchased together with the initial system.

**C. End User Black Support – Standard & Emergency 24/7**

The S2 Black Support Program (BSP) provides an advanced level of support coverage ideal for large system owners and other end users for whom owner access to S2 technical services is essential. The BSP is available only to system owners of S2 Enterprise-class systems, providing the following special services:

- One position annually at an S2 Basic Technical Certification course offered in Natick, MA, USA.
- Up to 20 hours annually of S2 Professional Services time to help design reports, consult on system deployments or other tasks where special expertise is required.
- Direct Access to the S2 Technical Service team during standard business hours (9am – 7pm M-F ET) for technical troubleshooting, programming, and related support. Access to Technical Support at other times for critical projects can be arranged with advanced notice. NOTE: An S2 Certified Integrator may be required on-site for troubleshooting in situations where attached devices, etc. require intervention.
- Access to S2's online Support Central website providing downloads of the latest documentation, releases, and Technical Service Notes.
- Periodic status reviews of in-field systems via remote-connection by S2 Technical Services Staff.

Part Number	Description	Unit Price (USD)
S2-EU-SUSP	End-User (Black Level) Support Plan: 1-year phone support (Coverage: M-F, 9am-7pm ET), 1 S2 Basic training class, 3 (8hr) days of professional services	PER QUOTE
S2-EU-SUSP-24/7	End-User (Black Level) Emergency Support Plan Add-on 24/7	PER QUOTE

## II. Spare Application Option Blades

S2 NetBox application blades allow you to tailor your S2 Network Nodes (Step 2, Option 1) to meet application specifications. You can install application blades in unused slots in network node enclosures at any time and the system will automatically recognize their presence.

Part Number	Description	Unit Price (USD)
S2-ACM	Access control application extension blade: 2 reader, 4 input, 4 output	788
S2-ACM-25	<b>25 Count Application Extension Blade Bundle Pack</b> 2 reader, 4 input, 4 output (each blade). Can be used with S2-NN-E-WM/RM empty node enclosure. This bundle pack provides a 5% discount off of the individual ACM price.	18,750
S2-INP	Supervised input application extension blade: 8 inputs	478
S2-OUTP	Relay controlled output application extension blade: 8 outputs	578
S2-TEMP	Temperature Input application extension blade: 8 temperature inputs	536
S2-TEMP-PR	Temperature Sensor probe, each	150
S2-NB-FRU	NetBox and NetBox VR Quatro Field Replacement Unit	1590
S2-EXT-FRU	Extreme Field Replacement Unit	1790
S2-NDMN-FRU	NetDoor MicroNode Field Replacement Unit	1350
S2-SAM-E	3 <sup>rd</sup> Generation NetBox Interface Board with Switch	390
S2-CBM	S2 Network Node blade (S2-NN) 12V	1260
S2-INST	Installation kit for S2 Network Node when not using a standard enclosure. Includes ribbon cable, card mounting plate, bi-color LED status indicator (power supply and cables not included)	300
S2-RCBLE	Ribbon Cable, 8-position for connecting S2 network nodes to application blades	30
S2-PWR-STD	Standard S2 NetBox power supply 85-260 VAC / 47-440Hz (Replacement / Spare)	100

### III. S2 NetBox System Portal Expansion For Existing Systems

S2 NetBox system portal upgrades allow you to expand the number of portals your system supports up to the maximum licensable on a given controller. This S2 system expandability option allows you buy only the capacity you need initially yet meet system growth demands later.

Part Number	Description	Unit Price (USD)
<b>S2-LSS1</b>	<b>4 Portal to 16 Portal Expansion</b> Increases portal capacity from 4 portals to 16 portals. For use with S2 NetBox.	<b>1,706</b>
<b>S2-SL2</b>	<b>16 Portal to 32 Portal Expansion</b> Increases portal capacity from 16 portals to 32 portals. For use with S2 NetBox or S2 NetBox Extreme.	<b>2,420</b>
<b>S2-SL3</b>	<b>32 Portal to 64 Portal Expansion</b> Increases portal capacity from 32 portals to 64 portals. For use with S2 NetBox Extreme.	<b>5,710</b>
<b>S2-R64</b>	<b>64 Portal Expansion</b> Increases existing NetBox Extreme, S2 Enterprise Select, and S2 Enterprise Ultra2 system license by 64 portals increments.	<b>5,000</b>

### IV. Controller Hardware Upgrade Options

Version 4.4 software for S2 NetBox and S2 Enterprise is our newest generation security management system. Beginning with 4.1 we introduced the Ubuntu LTS Linux operating system across all S2 Security products. Because replacing an operating system is a major operation, we are offering a swap-out replacement program in which S2 supplies a replacement network controller and the integrator returns the existing one. Please note that S2 NetBox systems based on the CNCBM controller (NBSB1/2, M100, M200, M300 controllers) must upgrade to new hardware when upgrading to the latest release. Enterprise level controllers running software prior to version 4.1 also require a hardware swap.

If you would like to upgrade a current system running version 4.0 or earlier to our latest release, e-mail a screen shot of the system's About screen to [orders@s2sys.com](mailto:orders@s2sys.com) to request a quote or the upgrade.

*NOTE: All systems are required to be under a valid Software Upgrade and Support Plan in order to be upgraded. E-mail [orders@s2sys.com](mailto:orders@s2sys.com) for a quote or with any questions.*

Part Number	Description	Unit Price (USD)
<b>S2-NETBOX-UPG</b>	<b>Upgrade to S2 NetBox</b> S2 Controller-ONLY Head-end Cabinet. Includes S2 NetBox Controller Hardware and Software. No application blades may be added to this enclosure. The old controller board must be returned. A Network Node blade will be included as part of this upgrade. This will restart the existing Software Upgrade and Support Plan. E-mail <a href="mailto:orders@s2sys.com">orders@s2sys.com</a> for quote or questions.	<b>PER QUOTE</b>

<b>S2-EXT-UPG-WM or S2-EXT-UPG-RM</b>	<p><b>Upgrade to S2 NetBox Extreme (S2-EXT-xxx-WM/RM)</b>  S2 Controller-ONLY Head-end Cabinet. Includes S2 NetBox Extreme Controller Hardware and Software. No application blades may be added to this enclosure. The old controller board must be returned. A Network Node blade will be included as part of this upgrade. Please make sure to specify on your PO if the unit needs to be a rack mount or a wall mount enclosure (-RM or -WM). This will restart the existing Software Upgrade and Support Plan. E-mail <a href="mailto:orders@s2sys.com">orders@s2sys.com</a> for quote or questions.</p>	<b>PER QUOTE</b>
<b>S2-SELECT-UPG</b>	<p><b>Upgrade to S2 Enterprise Select (S2-SELECT-xxx)</b>  S2 Controller-ONLY Head-end Cabinet. Includes S2 Enterprise Select Controller hardware and software. No application blades may be added to this enclosure. The old controller must be returned. This will restart the existing Software Upgrade and Support Plan. E-mail <a href="mailto:orders@s2sys.com">orders@s2sys.com</a> for quote or questions.</p>	<b>PER QUOTE</b>
<b>S2-ULTRA2-UPG</b>	<p><b>Upgrade to S2 Enterprise Ultra2 (S2-ULTRA2-xxx)</b>  S2 Controller-ONLY Head-end Cabinet. Includes S2 Enterprise Ultra2 controller hardware and software. No application blades may be added to this enclosure. The old controller must be returned. A Network Node blade will be included as part of this upgrade. This will restart the existing Software Upgrade and Support Plan. E-mail <a href="mailto:orders@s2sys.com">orders@s2sys.com</a> for quote or questions.</p>	<b>PER QUOTE</b>
<b>S2-NBVR8-UPG</b>	<p><b>Upgrade to S2 NetBox VR w/ 8 IP Cameras</b>  S2 Controller-ONLY Head-end Cabinet. Includes S2 NetBox VR hardware and software. No application blades may be added to this enclosure. The old controller board must be returned. A Network Node blade will be included as part of this upgrade if needed. This will restart the existing Software Upgrade and Support Plan. E-mail <a href="mailto:orders@s2sys.com">orders@s2sys.com</a> for quote or questions.</p>	<b>PER QUOTE</b>
<b>S2-NBVR16-UPG</b>	<p><b>Upgrade to S2 NetBox VR w/ 16 IP Cameras</b>  S2 Controller-ONLY Head-end Cabinet. Includes S2 NetBox VR hardware and software. No application blades may be added to this enclosure. The old controller board must be returned. A Network Node blade will be included as part of this upgrade if needed. This will restart the existing Software Upgrade and Support Plan. E-mail <a href="mailto:orders@s2sys.com">orders@s2sys.com</a> for quote or questions.</p>	<b>PER QUOTE</b>

## V. Professional Engineering & Implementation Services

S2 Security maintains a team of highly skilled and experienced IT and security technology professionals that are available for a wide variety of services that today's demanding customers require to maximize convergence and integration. Examples include assistance with major data import or migration projects and conversion to a partitioned system. Engineers are also available on a time travel basis to provide application engineering. Contact S2 Sales Support for quote ([S2salesengineering@s2sys.com](mailto:S2salesengineering@s2sys.com) or +1 508-663-2500 option 2).

Part Number	Service Description	Unit Price (USD)
S2-PRO-TS	Remote Technical Consulting for special projects performed by Tech Support	PER QUOTE
S2-PRO-DEV	Software Consulting Services/Development Efforts	PER QUOTE
S2-GLOBAL-PRO-DEV	S2 Global Software Consulting Services & Development Efforts	PER QUOTE
S2-PRO-API	Custom API consulting	PER QUOTE

## VI. Return Policies and Procedures

### *Return Merchandise Authorization (RMA) Policies and Procedures*

#### Returning Products for Credit

Unused, undamaged products that are returned for credit must be returned in their original packaging and are subject to a 20% restocking fee in order that we can retest and recertify the equipment for resale. A return for credit can only be accepted **within 30 days** from the invoice date. Please contact [orders@s2sys.com](mailto:orders@s2sys.com) for a valid RMA number. This information must be obtained before shipment in order to ensure proper credit. Products should also include the RMA# on the outside of the package. S2 is not responsible for any damage incurred due to improper packaging.

#### Advanced Replacement Policy

Integrators should contact S2 Technical Support directly (+1 508-663-2505 or [support@s2sys.com](mailto:support@s2sys.com)) in order to troubleshoot issues and obtain advanced replacement parts.

- A purchase order is required in order for advanced replacement parts to be shipped out.
- Integrators may also choose to keep an open PO on file at S2 or agree to direct billing (as elected in their Integrator Agreement) in order to get replacement parts shipped out immediately.
- Advanced replacement parts are typically shipped out via UPS Ground. Integrators may also choose to pay for expedited shipping.
- Integrators are responsible for costs associated with shipping the RMA part to S2 for testing.
- RMA parts should be packaged in antistatic bags with adequate padding in order to ensure the material is shipped and received safely. S2 is not responsible for any damage incurred due to improper packaging. RMA parts should be shipped to:

S2 Security Corporation  
 RMA #####  
 One Speen Street  
 Framingham, MA 01701 USA  
 508-663-2500

- S2 will bill against a PO covering an RMA for one of the following reasons:
  - When the RMAed equipment is not returned within 3 calendar weeks of the RMA's shipment.
  - If S2 determines that the RMAed equipment is not covered under the S2 Warranty Policy (please see Warranty section of this document).

- o If testing determines that customer initiated or environmental damage have compromised the functionality of the product.

Since RMA shipments are only available during normal business hours, Integrators are advised to keep a stock of spares on hand to better service their customers.

## VII. S2 Product Warranty

S2 Security Corporation will at its option replace, without charge, any S2 Netbox SMS or VMS Series product proved defective in material or workmanship for a period of two year after the date of shipment from S2 Security Corporation. System.

S2 Security Corporation warrants all replacement parts and repairs for 90 days from the date of shipment from S2 Security Corporation. S2 Security may require that electronic remote access be granted to system components in order to diagnose or repair defects covered by this warranty. Travel and related expenses incurred by S2 Security due to the lack of electronic system access are expressly not covered by this warranty.

Third party products are warranted through their respective manufacturers.

All warranties exclude defects attributable to (i) use of equipment, software or interfaces not furnished by S2; (ii) modification of Products without S2's prior written approval; (iii) accident, neglect, normal wear, misuse, abuse or reverse engineering (iv) exposure to conditions outside the range of the environmental, power and operating specifications provided by S2 or industry standards.

S2 ships warranty replacement parts to Integrators by the carrier of S2's choice (typically UPS Ground). Integrators pay for shipping the product back to S2. S2 will ship by the method preferred by the integrator at the integrator's expense.

S2 DISCLAIMS ALL OTHER WARRANTIES, EXPRESSED OR IMPLIED, INCLUDING, BUT NOT LIMITED TO, THE IMPLIED WARRANTIES OF MERCHANTABILITY, NONINFRINGEMENT AND FITNESS FOR A PARTICULAR PURPOSE.

## Appendix A – S2 NetBox Demonstration Systems (Not for Resale)

Systems integrators (only) are entitled to purchase one demonstration system per office location at a specially discounted price. These demonstration systems are NOT FOR RESALE, and may not be expanded.

### A. S2 NetBox Demo Systems

Part Number	Description	Unit Price (USD)
S2-NB4-E2R-D-WM	<b>S2 NetBox Demo System</b> Includes 4 portal license, (1) ACM and 6 empty slots in wall mount enclosure.	1990
S2-EXT-16-WM-D or S2-EXT-16-RM-D	<b>S2 Extreme Demo System Controller</b> Includes 4 portal license. <b>No option blades can be added to this cabinet.</b> For node support, purchase Micronode(s) below or S2-Network Node, etc..	1990
S2-NDMN-D	<b>S2 NetDoor MicroNode Demo Unit</b> For use with the NetBox or NetBox VR Demo systems, 2 readers, 4 inputs, 4 outputs (two outputs switchable to power locks), one temp input point.	1180

### B. S2 NetBox VR Demo System Controllers

Converged Video & Access System Demo Controller. Standard S2 nodes or MicroNodes should be added as needed. In order to ensure continuity of service we recommend that you register your VR Series product online (<http://s2sys.com/dashboard/product-registration/>) before or soon after it is installed.

Part Number	Description	Unit Price (USD)
S2-NETBOXVR-2TB-8-D	<b>S2 NetBox VR Demo System Controller (32 portals, 8 cameras)</b> Includes 32 portal and 8 IP camera capacity. Contains 2 TB of onboard storage.	3,300
S2-NETBOXVR-4TB-16-D	<b>S2 NetBox VR Demo System Controller (32 portals, 16 cameras)</b> Includes 32 portal and 16 IP camera capacity. Contains 4 TB of onboard storage.	3,900
S2-NETBOXVR2TB8-UPG-D	<b>Upgrade to S2 NetBox VR Demo System (32 portals, 8 cameras)</b> Includes 32 portal and 8 IP camera capacity. Contains 2 TB of onboard storage. A Network Node blade will be included as part of this upgrade. E-mail <a href="mailto:orders@s2sys.com">orders@s2sys.com</a> for quote or questions.	3,300
S2-NETBOXVR4TB16-UPG-D	<b>Upgrade S2 NetBox VR Demo System (32 portals, 16 cameras)</b> Includes 32 portal and 16 IP camera capacity. Contains 4 TB of onboard storage. A Network Node blade will be included as part of this upgrade. E-mail <a href="mailto:orders@s2sys.com">orders@s2sys.com</a> for quote or questions.	3,900



### C. NetVR Demo Unit

Video Management Demo Unit (NetVR) single appliance solution for use with S2 NetBox and S2 Enterprise product lines. In order to ensure continuity of service we recommend that you register your VR Series product online (<http://s2sys.com/dashboard/product-registration/>) before or soon after it is installed.

Part Number	Description	Unit Price (USD)
<b>S2-NETVR-2TB-8-D</b>	<b>S2 NetVR Demo Unit with 8 cameras</b> Licensed for 8 IP cameras. Contains 2 TB of onboard storage.	<b>3,300</b>
<b>S2-NETVR-4TB-16-D</b>	<b>S2 NetVR Demo Unit with 16 cameras</b> Licensed for 16 IP cameras. Contains 4 TB of onboard storage.	<b>3,900</b>

## Appendix B – Locating S2 NetBox Specifications and Power Requirements

Full information on S2 Security Corporation products can be found in the related Installation documentation. Documentation is available through HELP in every NetBox controller, and also available via download from the S2 Security Support website. To access the website you need a login email address and password. Certified Integrators should register on [www.s2sys.com](http://www.s2sys.com) and request support access. You will receive a password via email within 24 hours.

Documentation available for S2 products:

- S2 NetBox Hardware Installation Guide
- S2 Extreme Hardware Installation Guide
- S2 Enterprise Select / Ultra 2 Hardware Installation Guide
- S2 MicroNode Hardware Installation Guide
- S2 Network Node Hardware Installation Guide
- S2 NetVR Hardware Installation Guide
- S2 NetBoxVR Hardware Installation Guide
- Tech Note 17: Integrating Mercury Access Control Hardware

## Appendix C – Helpful Hints for Order Processing

This is a short guide to help you submit orders that will get completed as fast as possible. Please submit all orders to: [orders@s2sys.com](mailto:orders@s2sys.com)

### General Purchasing

Please:

- Include the Integrator, End User, City and Country of End User (site or company) in the notes of every PO. This helps us track our systems by linking them to your end user in case there are future questions. (Please ask purchasing NOT to cut out this information).
- Include a direct technical contact (Integrator if you are a distributor) on your orders. This helps us resolve configuration questions quickly.
- Include any QUOTES with Special pricing provided by your S2 Rep with your order. We need this to honor discounts.
- If the Purchase Order contains ANY type of licensing or upgrading (Hardware and software), make sure to email a copy of the screen capture from the "about page" with the order or at a minimum the License Identifier from the system. We need this to generate the correct license keys.

To locate the About Page for a screen shot please:

1. Login to the S2 Netbox applicaiton.
2. Select **Support : Utility : About.**
3. Make a screen capture (CTR-ALT\_PRINTSCREEN) or copy the LICENSE IDENTIFIER and email to us.

### Order Cut-off times

- Same day Shipping of Application Option Blades (ACM, INP, OUP, TEMP) – Please submit order by 10:30am EST
- All others (Controller, Node Cabinets, etc) – Please submit order by 2:30 pm EST for entry into the manufacturing queue for the next business day. *NOTE: We make our best commercial effort to ship within 24-72 hours of the receipt of your order.*
- All Invoices are emailed to our contact at time of shipment **and include tracking information!!**

### SUSP Upgrade and Support Plan Purchasing

- To obtain a quote (from Cathy Baird @ [cbaird@s2sys.com](mailto:cbaird@s2sys.com)), please email a screen capture of the "About Page". To order, please provide a screen shot of the about page –OR- the license ID with your PO **when submitting your order.**
- Please note – In order to add software features to an S2 NetBox controller/serve it must have a valid SUSP support agreement. The expiration date may be found in the "About" screen on the server (see above)

### Milestone Purchasing

- If customer has previously purchased Milestone - Please provide the Milestone System's existing SLC (license) number.

- Please confirm if you are integrating with an existing S2 Controller, and if yes, provide a screen shot of the controller's "about page".
- When ordering a NEW Milestone system (Only for new Milestone Customers without an existing SLC), Milestone REQUIRES use to provide full End-User information or the order can't be processed:
  - a. Company Name
  - b. Address
  - c. Contact
  - d. Contact Phone # or e-mail address
  - e. Contact's Industry

If you have any technical questions please contact our technical support at 508-663-2505 or [support@s2sys.com](mailto:support@s2sys.com).

PRODUCT	DESCRIPTION
ALTV2416ULX3	POWER SUPPLY, 16 CHANNEL, 120VAC INPUT, 24-28VAC OUTPUT, 7 A TOTAL OUTPUT
ALTV244UL	POWER SUPPLY, 4 CHANNEL, 120VAC INPUT, 24-28VAC OUTPUT, 3.5 A TOTAL OUTPUT
ALTV248UL3	POWER SUPPLY, 8 CHANNEL, 120VAC INPUT, 24-28VAC OUTPUT, 3.5 A TOTAL OUTPUT
BRS-BASE-04A	BOSCH RECORDING STATION BASE LICENSE, 4 IP CHANNELS, 4 REMOTE STATIONS (E-LICENSE)
BRS-BASE-08A	BOSCH RECORDING STATION BASE LICENSE, 8 IP CHANNELS, 4 REMOTE STATIONS (E-LICENSE)
BRS-BASE-16A	BOSCH RECORDING STATION BASE LICENSE, 16 IP CHANNELS, 4 REMOTE STATIONS (E-LICENSE)
BRS-BASE-32A	BOSCH RECORDING STATION BASE LICENSE, 32 IP CHANNELS, 4 REMOTE STATIONS (E-LICENSE)
BRS-DEMO-32A	RECORDING STATION DEMO LICENSE FOR 32 IP CAMERAS (EXPIRES AFTER 30 DAYS)
BRS-DNGL-A	USB DONGLE; PROVIDES UNIQUE COMPUTER SIGNATURE FOR BRS RECORDERS (DOES NOT INCLUDE LICENSES; BRS MUST STILL BE LICENSED VIA A SOFTWARE AUTHORIZATION AND SLMS)
BRS-DVD-00A	BOSCH RECORDING STATION SOFTWARE DVD AND INSTALLATION MANUAL
BRS-DVD-16A	BOSCH RECORDING STATION SOFTWARE DVD, 16 IP CHANNEL, 4 REMOTE STATION LICENSE AND INSTALLATION MANUAL
BRS-DVD-32A	BOSCH RECORDING STATION SOFTWARE DVD, 32 IP CHANNEL LICENSE AND INSTALLATION MANUAL
BRS-FATM-A	BOSCH RECORDING STATION LICENSE, ATM POS BRIDGE INTERFACE (E-LICENSE)
BRS-FIPS-A	BOSCH RECORDING STATION LICENSE, IP SERVER INTERFACE (E-LICENSE)
BRS-FPAN-A	BOSCH RECORDING STATION LICENSE, SECURITY PANEL INTERFACE (E-LICENSE)
BRS-FWRI-A	BOSCH RECORDING STATION LICENSE, RECEIVER STATION, DIRECT TO CD/DVD EXPORT (E-LICENSE)
BRS-R410-S0E108	RECORDING STATION 8 CHANNEL IP VIDEO MANGEMENT KIT, RECORDER SERVER; 1U (4-BAY) RACK MOUNT CHASSIS, RAID-5, 4TB (4 X 1TB) HOT-SWAPPABLE HDD; (1) VIP-1600-B CHASSIS AND PSU; (2) XFM4A H.264 ENCODER MODULES; AND BRS 8 IP CHANNEL BASE LICENSE
BRS-R410-S2E116	RECORDING STATION 16 CHANNEL IP VIDEO MANGEMENT KIT, RECORDER SERVER; 1U (4-BAY) RACK MOUNT CHASSIS, RAID-5, 4TB (4 X 1TB) HOT-SWAPPABLE HDD; (1) VIP-1600-B CHASSIS AND PSU; (4) XFM4A H.264 ENCODER MODULES; AND BRS 8 IP CHANNEL BASE LICENSE (ADDITIONAL LICENSES MUST BE PURCHASED SEPARATELY)
BRS-R810-S2E116	RECORDING STATION 16 CHANNEL IP VIDEO MANGEMENT KIT, RECORDER SERVER; 2U (8-BAY) RACK MOUNT CHASSIS, RAID-5, 8TB (8 X 1TB) HOT-SWAPPABLE HDD; (1) VIP-1600-B CHASSIS AND PSU; (4) XFM4A H.264 ENCODER MODULES; AND BRS 8 IP CHANNEL BASE LICENSE (ADDITIONAL LICENSES MUST BE PURCHASED SEPARATELY)
BRS-R810-S6E232	RECORDING STATION 32 CHANNEL IP VIDEO MANGEMENT KIT; RECORDER SERVER; 2U (8-BAY) RACK MOUNT CHASSIS, RAID-5, 8TB (8 X 1TB) HOT-SWAPPABLE HDD; (2) VIP-1600-B CHASSIS AND PSU; (8) XFM4A H.264 ENCODER MODULES; AND BRS 8 IP CHANNEL BASE LICENSE (ADDITIONAL LICENSES MUST BE PURCHASED SEPARATELY)
BRS-R820-S2E116	RECORDING STATION 16 CHANNEL IP VIDEO MANGEMENT KIT; RECORDER SERVER; 2U (8-BAY) RACK MOUNT CHASSIS, RAID-5, 16TB (8 X 2TB) HOT-SWAPPABLE HDD; (1) VIP-1600-B CHASSIS AND PSU; (4) XFM4A H.264 ENCODER MODULES; AND BRS 8 IP CHANNEL BASE LICENSE (ADDITIONAL LICENSES MUST BE PURCHASED SEPARATELY)
BRS-R820-S6E232	RECORDING STATION 32 CHANNEL IP VIDEO MANGEMENT KIT; RECORDER SERVER; 2U (8-BAY) RACK MOUNT CHASSIS, RAID-5, 16TB (8 X 2TB) HOT-SWAPPABLE HDD; (2) VIP-1600-B CHASSIS AND PSU; (8) XFM4A H.264 ENCODER MODULES; AND BRS 8 IP CHANNEL BASE LICENSE (ADDITIONAL LICENSES MUST BE PURCHASED SEPARATELY)
BRS-RAC1-4100A	RECORDING STATION IP VIDEO MANGEMENT APPLIANCE, RECORDER SERVER, 1U (4-BAY) RACK MOUNT CHASSIS, RAID-5, 4TB (4 X 1TB) HOT-SWAPPABLE HDD, INCLUDES 8 CHANNEL LICENSE (EXPANDABLE TO 64)
BRS-RAC2-8100A	RECORDING STATION IP VIDEO MANGEMENT APPLIANCE, RECORDER SERVER; 2U (8-BAY) RACK MOUNT CHASSIS, RAID-5, 8TB (8 X 1TB) HOT-SWAPPABLE HDD, INCLUDES 8 CHANNEL LICENSE (EXPANDABLE TO 64)
BRS-RAC2-8200A	RECORDING STATION IP VIDEO MANGEMENT APPLIANCE, RECORDER SERVER; 2U (8-BAY) RACK MOUNT CHASSIS, RAID-5, 16TB (8 X 2TB) HOT-SWAPPABLE HDD, INCLUDES 8 CHANNEL LICENSE (EXPANDABLE TO 64)

BRS-T410-S0E108	RECORDING STATION 8 CHANNEL IP VIDEO MANGEMENT KIT; INTEGRATED WORKSTATION/ RECORDER; 4U (4-BAY) TOWER CHASSIS; JBOD; 4TB (4 X 1TB) HDD; INTERNAL DVD WRITER; AND 8 CHANNEL LICENSE. INCLUDES (1) VIP-1600-B CHASSIS AND PSU; (2) XFM4A H.264 ENCODER MODULES
BRS-T410-S2E116	RECORDING STATION 16 CHANNEL IP VIDEO MANGEMENT KIT; INTEGRATED WORKSTATION/ RECORDER; 4U (4-BAY) TOWER CHASSIS; JBOD; 4TB (4 X 1TB) HDD; INTERNAL DVD WRITER; (1) VIP-1600-B CHASSIS AND PSU; (4) XFM4A H.264 ENCODER MODULES; AND BRS 8 IP CHANNEL BASE LICENSE (ADDITIONAL LICENSES MUST BE PURCHASED SEPARATELY)
BRS-TOW-4100A	RECORDING STATION IP VIDEO MANGEMENT APPLIANCE; INTEGRATED WORKSTATION/RECORDER; 4U (4-BAY) TOWER CHASSIS; JBOD; 4TB (4 X 1TB) FIELD REPLACEABLE HDD; INTERNAL DVD WRITER; INCLUDES 8 CHANNEL LICENSE (EXPANDABLE TO 64)
BRS-XCAM-04A	BOSCH RECORDING STATION EXPANSION LICENSE. 4 IP CHANNELS (E-LICENSE)
BRS-XCAM-32A	BOSCH RECORDING STATION EXPANSION LICENSE. 32 IP CHANNELS (E-LICENSE)
BVC	Camera Software: manages up to 16 HD and/or SD video (Free Download via Web)
BVC-ESIP01A	1 IP CHANNEL BVC LICENSE
BVC-ESIP08A	8 CHANNEL BVC EXPANSION LICENSE
BVC-ESIP112A	112 IP CHANNEL BVC LICENSE
BVC-ESIP16A	16 CHANNEL EXPANSION LICENSE
BVC-ESIP32A	32 IP CHANNEL BVC LICENSE
BVC-ESIP48A	48 IP CHANNEL BVC LICENSE
BVC-ESIP64A	64 IP CHANNEL BVC LICENSE
BVC-ESIP80A	80 IP CHANNEL BVC LICENSE
BVC-ESIP96A	96 IP CHANNEL BVC LICENSE
BVMS-LITEPRO-32	UPGRADE BLITE32 TO BPRO W. 32 CHANNELS
BVMS-LITEPRO-64	UPGRADE BLITE64 TO BPRO W. 64 CHANNELS
C1-BP	BLANK PANEL FOR C1 RACK, 1 SLOT WIDTH
C1-IN	EIA 19 IN RACK FOR CNFE2MC MEDIA CONVERTER UNIT, 120-230VAC
CNFE2MC/IN	MEDIA CONVERTER WSFP SOCKET, 120-230VAC, 50/60HZ, SURFACE/RACK MOUNT ENCLOSURE
DHR-XS050-A	DIVAR 700/XF STORAGE EXPANSION KIT, 500GB
DHR-XS100-A	DIVAR 700/XF STORAGE EXPANSION KIT, 1TB
DHR-XS200-A	DIVAR 700/XF STORAGE EXPANSION KIT, 2TB
DIP-2040-00N	DIVAR IP 2000 VIDEO STORAGE APPLIANCE, MICRO TOWER (4-BAY), JBOD 0TB (NO HDD), FRONT-SWAPPABLE HDD; INCLUDES 16 CHANNEL VRM LICENSE (NON-EXPANDABLE) AND BUILT-IN DYNAMIC TRANSCODER
DIP-2042-2HD	DIVAR IP 2000 VIDEO STORAGE APPLIANCE, MICRO TOWER (4-BAY), JBOD 4TB (2x2TB), FRONT-SWAPPABLE HDD; INCLUDES 16 CHANNEL VRM LICENSE (NON-EXPANDABLE) AND BUILT-IN DYNAMIC TRANSCODER
DIP-2042-4HD	DIVAR IP 2000 VIDEO STORAGE APPLIANCE, MICRO TOWER (4-BAY), JBOD 8TB (4x2TB), FRONT-SWAPPABLE HDD; INCLUDES 16 CHANNEL VRM LICENSE (NON-EXPANDABLE) AND BUILT-IN DYNAMIC TRANSCODER
DIP-2302-HDD	2TB EXPANSION DRIVE FOR DIVAR IP 2000 AND 3000 APPLIANCES
DIP-3040-00N	DIVAR IP 3000 VIDEO MANAGEMENT APPLIANCE, MICRO TOWER (4-BAY), JBOD 0TB (NO HDD), FRONT-SWAPPABLE HDD; INCLUDES BVMS SERVER/CLIENT/VRM/VSG, SINGLE DVI MONITOR OUTPUT, INCL 32 CHANNELS (NON-EXPANDABLE) 5 WKSTN, 5 FORENSIC SEARCH, 1 KBD I/F, 1 DVR I/F, 1 MVS I/F AND BUILT-IN DYNAMIC TRANSCODER
DIP-3042-2HD	DIVAR IP 3000 VIDEO MANAGEMENT APPLIANCE, MICRO TOWER (4-BAY), JBOD 4TB (2x2TB), FRONT-SWAPPABLE HDD; INCLUDES BVMS SERVER/CLIENT/VRM/VSG, SINGLE DVI MONITOR OUTPUT, INCL 32 CHANNELS (NON-EXPANDABLE) 5 WKSTN, 5 FORENSIC SEARCH, 1 KBD I/F, 1 DVR I/F, 1 MVS I/F AND BUILT-IN DYNAMIC TRANSCODER
DIP-3042-4HD	DIVAR IP 3000 VIDEO MANAGEMENT APPLIANCE, MICRO TOWER (4-BAY), JBOD 8TB (4x2TB), FRONT-SWAPPABLE HDD; INCLUDES BVMS SERVER/CLIENT/VRM/VSG, SINGLE DVI MONITOR OUTPUT, INCL 32 CHANNELS (NON-EXPANDABLE) 5 WKSTN, 5 FORENSIC SEARCH, 1 KBD I/F, 1 DVR I/F, 1 MVS I/F AND BUILT-IN DYNAMIC TRANSCODER
DIP-6040-00N	DIVAR IP 6000 SERIES IP VIDEO STORAGE APPLIANCE, 1U (4-BAY) RACKMOUNT CHASSIS, RAID-5, 0TB (NO HDD) HOT-SWAPPABLE HDD, INCL.BUILT-IN DYNAMIC TRANSCODER AND 64 CHANNEL VRM LICENSE (EXPANDABLE TO 128)
DIP-6042-4HD	DIVAR IP 6000 SERIES IP VIDEO STORAGE APPLIANCE, 1U (4-BAY) RACKMOUNT CHASSIS, RAID-5, 8TB (4 X 2TB) HOT-SWAPPABLE HDD; INCL.BUILT-IN DYNAMIC TRANSCODER AND 64 CHANNEL VRM LICFNSE (EXPANDABLE TO 128)

DIP-6080-00N	DIVAR IP 6000 SERIES IP VIDEO STORAGE APPLIANCE, 2U (8-BAY) RACKMOUNT CHASSIS, RAID-5, 0TB (NO HDD) HOT-SWAPPABLE HDD, INCL. BUILT-IN DYNAMIC TRANSCODER AND 64 CHANNEL VRM LICENSE (EXPANDABLE TO 128)
DIP-6082-8HD	DIVAR IP 6000 SERIES IP VIDEO STORAGE APPLIANCE, 2U (8-BAY) RACKMOUNT CHASSIS, RAID-5, 16TB (8 x 2TB) HOT-SWAPPABLE HDD, INCL. BUILT-IN DYNAMIC TRANSCODER AND 64 CHANNEL VRM LICENSE (EXPANDABLE TO 128)
DIP-7080-00N	DIVAR IP 7000 VIDEO MANAGEMENT APPLIANCE, 2U RACKMOUNT (8-BAY), RAID-5 0TB (NO HDD), HOT-SWAPPABLE HDD; INCLUDES BVMS SERVER/CLIENT/VRM/VSG, DUAL DVI/DP MONITOR OUTPUT, INCL 32 CHANNELS (EXPANDABLE TO 128 CHANNELS), 5 WKSTN, 5 FORENSIC SEARCH, 1 KBD I/F, 1 DVR I/F, 1 MVS I/F AND BUILT-IN DYNAMIC TRANSCODER.
DIP-7082-8HD	DIVAR IP 7000 VIDEO MANAGEMENT APPLIANCE, 2U RACKMOUNT (8-BAY), RAID-5 16TB (8x2TB), HOT-SWAPPABLE HDD; INCLUDES BVMS SERVER/CLIENT/VRM/VSG, DUAL DVI/DP MONITOR OUTPUT, INCL 32 CHANNELS (EXPANDABLE TO 128 CHANNELS) 5 WKSTN, 5 FORENSIC SEARCH, 1 KBD I/F, 1 DVR I/F, 1 MVS I/F AND BUILT-IN DYNAMIC TRANSCODER
DLA-A10U0-04AT	DLA 1200 SERIES IP VIDEO STORAGE APPLIANCE 4U (4-BAY) TOWER CHASSIS; JBOD; 4TB (4 X 1TB) FIELD REPLACEABLE HDD; INCLUDES 32 CHANNEL VRM LICENSE (EXPANDABLE TO 64 CHANNELS)
DLA-LDTK-100A	BRS RACKMOUNT/DLA 1400 SERIES 1TB HARD DRIVE
DLA-LDTK-100A	DLA 1400 SERIES 1TB HARD DRIVE
DLA-LDTK-200A	2TB EXPANSION DRIVE COMPATIBLE WITH DIVAR IP 6000 AND 7000 APPLIANCES, BRS RACKMOUNT APPLIANCES, AND DLA 1400 SERIES
DLA-UDTK-100A	BRS TOWER/DLA 1200 SERIES 1TB HARD DRIVE
DLA-UDTK-100A	DLA 1200 SERIES 1TB HARD DRIVE
DLA-XVRM-032	DLA SERIES VIDEO RECORDING MANAGER - ONE TIME 32 CAMERA UPGRADE LICENSE FOR DLA 1200 SERIES STORAGE APPLIANCES ONLY (E-LICENSE)
DLA-XVRM-064	DLA SERIES VIDEO RECORDING MANAGER - ONE TIME 64 CAMERA UPGRADE LICENSE FOR DLA 1400 SERIES STORAGE APPLIANCES ONLY (E-LICENSE)
DSA-EDTK-200A	BOSCH-NETAPP E-SERIES 2TB HDD EXPANSION
DSA-EDTK-300A	BOSCH-NETAPP E-SERIES 3TB HDD EXPANSION (COMPATIBLE WITH DSX-N6D6X-60AT EXPANSION SHELF ONLY)
DSA-N2C6X2-12AT	BOSCH-NETAPP DSA E-SERIES BASE DUAL CONTROLLER UNIT 12X2TB, SUPPORTS RAID-5 AND RAID-6 (COMPATIBLE WITH DSX-N6D6X-60AT EXPANSION SHELF ONLY)
DSA-N2E6S12-4PD	SUPPORT UPLIFT, 12 MONTHS 4 HOUR ON-SITE PARTS DELIVERY FOR DSA-N2E6X2-12AT BASE UNIT
DSA-N2E6S12-4PR	SUPPORT UPLIFT, 12 MONTHS 4 HOUR ON-SITE PARTS REPLACEMENT FOR DSA-N2E6X2-12AT BASE UNIT
DSA-N2E6S12-ESW	SUPPORT UPLIFT, 12 MONTHS WARRANTY EXTENSION FOR DSA-N2E6X2-12AT BASE UNIT
DSA-N2E6S12-NRD	SUPPORT UPLIFT, 12 MONTHS NO RETURN DISK OPTION FOR DSA-N2E6X2-12AT BASE UNIT
DSA-N2E6S8-4PD	SUPPORT UPLIFT, 12 MONTHS 4 HOUR ON-SITE PARTS DELIVERY FOR DSA-N2E6X2-08AT BASE UNIT
DSA-N2E6S8-4PR	SUPPORT UPLIFT, 12 MONTHS 4 HOUR ON-SITE PARTS REPLACEMENT FOR DSA-N2E6X2-08AT BASE UNIT
DSA-N2E6S8-ESW	SUPPORT UPLIFT, 12 MONTHS WARRANTY EXTENSION FOR DSA-N2E6X2-08AT BASE UNIT
DSA-N2E6S8-NRD	SUPPORT UPLIFT, 12 MONTHS NO RETURN DISK OPTION FOR DSA-N2E6X2-08AT BASE UNIT
DSA-N2E6X2-08AT	BOSCH-NETAPP DSA E-SERIES BASE UNIT 8X2TB (EXP TO 24TB); SUPPORTS RAID-5 AND RAID-6
DSA-N2E6X2-12AT	BOSCH-NETAPP DSA E-SERIES BASE UNIT 12X2TB; SUPPORTS RAID-5 AND RAID-6
DSX-N1D6S12-4PD	SUPPORT UPLIFT, 12 MONTHS 4 HOUR ON-SITE PARTS DELIVERY FOR DSX-N1D6X2-12AT EXPANSION SHELF
DSX-N1D6S12-4PR	SUPPORT UPLIFT, 12 MONTHS 4 HOUR ON-SITE PARTS REPLACEMENT FOR DSX-N1D6X2-12AT EXPANSION SHELF
DSX-N1D6S12-ESW	SUPPORT UPLIFT, 12 MONTHS WARRANTY EXTENSION FOR DSX-N1D6X2-12AT EXPANSION SHELF
DSX-N1D6S12-NRD	SUPPORT UPLIFT, 12 MONTHS NO RETURN DISK OPTION FOR DSX-N1D6X2-12AT EXPANSION SHELF
DSX-N1D6X2-12AT	BOSCH-NETAPP DSA E-SERIES EXPANSION UNIT 12X2TB; SUPPORTS RAID-5 AND RAID-6
DSX-N6D6X3-60AT	BOSCH-NETAPP DSA E-SERIES EXPANSION UNIT 60X3TB; SUPPORTS RAID-5 AND RAID-6 (REQUIRES DSA-N2C6X2-12AT DUAL CONTROLLER BASE UNIT)
DVR-451-04A050	451 SERIES DIGITAL RECORDER, H 264, 4 CH., 4 CH. AUDIO, INTERNAL DVD, 500GB
DVR-630-08A	DVR 600 SERIES 8 CH. VIDEO, 4 CH. AUDIO, NO DVD, NO HDD (REQUIRES DVR 600 STORAGE EXPANSION KIT)
DVR-630-08A050	DVR 600 SERIES 8 CH. VIDEO, 4 CH. AUDIO, NO DVD, 500GB HDD

DVR-630-08A100	DVR 600 SERIES 8 CH. VIDEO, 4 CH. AUDIO, NO DVD, 1TB HDD
DVR-630-08A200	DVR 600 SERIES 8 CH. VIDEO, 4 CH. AUDIO, NO DVD, 2TB HDD
DVR-630-16A	DVR 600 SERIES 16 CH. VIDEO, 4 CH. AUDIO, NO DVD, NO HDD (REQUIRES DVR 600 STORAGE EXPANSION KIT)
DVR-630-16A050	DVR 600 SERIES 16 CH. VIDEO, 4 CH. AUDIO, NO DVD, 500GB HDD
DVR-630-16A100	DVR 600 SERIES 16 CH. VIDEO, 4 CH. AUDIO, NO DVD, 1TB HDD
DVR-630-16A200	DVR 600 SERIES 16 CH. VIDEO, 4 CH. AUDIO, NO DVD, 2TB HDD
DVR-650-08A	DVR 600 SERIES 8 CH. VIDEO, 4 CH. AUDIO, INTERNAL DVD, NO HDD (REQUIRES DVR 600 STORAGE EXPANSION KIT)
DVR-650-08A050	DVR 600 SERIES 8 CH. VIDEO, 4 CH. AUDIO, INTERNAL DVD, 500GB HDD
DVR-650-08A100	DVR 600 SERIES 8 CH. VIDEO, 4 CH. AUDIO, INTERNAL DVD, 1TB HDD
DVR-650-08A200	DVR 600 SERIES 8 CH. VIDEO, 4 CH. AUDIO, INTERNAL DVD, 2TB HDD
DVR-650-16A	DVR 600 SERIES 16 CH. VIDEO, 4 CH. AUDIO, INTERNAL DVD, NO HDD (REQUIRES DVR 600 STORAGE EXPANSION KIT)
DVR-650-16A050	DVR 600 SERIES 16 CH. VIDEO, 4 CH. AUDIO, INTERNAL DVD, 500GB HDD
DVR-650-16A100	DVR 600 SERIES 16 CH. VIDEO, 4 CH. AUDIO, INTERNAL DVD, 1TB HDD
DVR-650-16A200	DVR 600 SERIES 16 CH. VIDEO, 4 CH. AUDIO, INTERNAL DVD, 2TB HDD
DVR-670-08A000	DVR 670 SERIES H.264 4CIF REAL-TIME RECORDER, 8 CH. VIDEO, 4 CH. AUDIO, NO DVD, NO HDD (REQUIRES DVR 600 STORAGE EXPANSION KIT)
DVR-670-08A001	DVR 670 SERIES H.264 4CIF REAL-TIME RECORDER, 8 CH. VIDEO, 4 CH. AUDIO, INTERNAL DVD, NO HDD (REQUIRES DVR 600 STORAGE EXPANSION KIT)
DVR-670-08A050	DVR 670 SERIES H.264 4CIF REAL-TIME RECORDER, 8 CH. VIDEO, 4 CH. AUDIO, NO DVD, 500GB HDD
DVR-670-08A051	DVR 670 SERIES H.264 4CIF REAL-TIME RECORDER, 8 CH. VIDEO, 4 CH. AUDIO, INTERNAL DVD, 500GB HDD
DVR-670-08A100	DVR 670 SERIES H.264 4CIF REAL-TIME RECORDER, 8 CH. VIDEO, 4 CH. AUDIO, NO DVD, 1TB HDD
DVR-670-08A101	DVR 670 SERIES H.264 4CIF REAL-TIME RECORDER, 8 CH. VIDEO, 4 CH. AUDIO, INTERNAL DVD, 1TB HDD
DVR-670-08A200	DVR 670 SERIES H.264 4CIF REAL-TIME RECORDER, 8 CH. VIDEO, 4 CH. AUDIO, NO DVD, 2TB HDD
DVR-670-08A201	DVR 670 SERIES H.264 4CIF REAL-TIME RECORDER, 8 CH. VIDEO, 4 CH. AUDIO, INTERNAL DVD, 2TB HDD
DVR-670-16A000	DVR 670 SERIES H.264 4CIF REAL-TIME RECORDER, 16 CH. VIDEO, 4 CH. AUDIO, NO DVD, NO HDD (REQUIRES DVR 600 STORAGE EXPANSION KIT)
DVR-670-16A001	DVR 670 SERIES H.264 4CIF REAL-TIME RECORDER, 16 CH. VIDEO, 4 CH. AUDIO, INTERNAL DVD, NO HDD (REQUIRES DVR 600 STORAGE EXPANSION KIT)
DVR-670-16A050	DVR 670 SERIES H.264 4CIF REAL-TIME RECORDER, 16 CH. VIDEO, 4 CH. AUDIO, NO DVD, 500GB HDD
DVR-670-16A051	DVR 670 SERIES H.264 4CIF REAL-TIME RECORDER, 16 CH. VIDEO, 4 CH. AUDIO, INTERNAL DVD, 500GB HDD
DVR-670-16A100	DVR 670 SERIES H.264 4CIF REAL-TIME RECORDER, 16 CH. VIDEO, 4 CH. AUDIO, NO DVD, 1TB HDD
DVR-670-16A101	DVR 670 SERIES H.264 4CIF REAL-TIME RECORDER, 16 CH. VIDEO, 4 CH. AUDIO, INTERNAL DVD, 1TB HDD
DVR-670-16A200	DVR 670 SERIES H.264 4CIF REAL-TIME RECORDER, 16 CH. VIDEO, 4 CH. AUDIO, NO DVD, 2TB HDD
DVR-670-16A201	DVR 670 SERIES H.264 4CIF REAL-TIME RECORDER, 16 CH. VIDEO, 4 CH. AUDIO, INTERNAL DVD, 2TB HDD
DVR-XS050-A	DVR 600 SERIES STORAGE EXPANSION 500GB
DVR-XS100-A	DVR 600 SERIES STORAGE EXPANSION 1TB
DVR-XS200-A	DVR 600 SERIES STORAGE EXPANSION 2TB
DXR-RAM-UPGRADE	DIVAR 700 HD FIELD INSTALLABLE RAM UPGRADE KIT (NOT COMPATIBLE WITH DIVAR XF)
DXS-ESIP01-A	DIVAR 700/XF E-LICENSE 1 IP; SUBSTITUTE DHR-SIP01-A IF PHYSICAL (PAPER) LICENSE KEY IS
DXS-ESIP04-A	DIVAR 700/XF E-LICENSE 4 IP; SUBSTITUTE DHR-SIP04-A IF PHYSICAL (PAPER) LICENSE KEY IS REQUIRED

DXS-ESIP08-A	DIVAR 700/XF E-LICENSE 8 IP; SUBSTITUTE DHR-SIP08-A IF PHYSICAL (PAPER) LICENSE KEY IS REQUIRED
DXS-ESRAID-A	DIVAR 700/XF E-LICENSE RAID; SUBSTITUTE DHR-SRAID-A IF PHYSICAL (PAPER) LICENSE KEY IS REQUIRED
DXS-ETEXT-A	DIVAR 700/XF E-LICENSE TEXT, SUBSTITUTE DXS-700-TEXT IF PHYSICAL (PAPER) LICENSE KEY IS REQUIRED
EX12LED-3BD-8M	EX12LED 3D DIFFUSER ILLUMINATOR, 850 NM, MEDIUM BEAM 30DEG
EX12LED-3BD-8W	EX12LED 3D DIFFUSER ILLUMINATOR, 850 NM, WIDE BEAM 60DEG
EX12LED-3BD-9M	EX12LED 3D DIFFUSER ILLUMINATOR, 940 NM, MEDIUM BEAM 30DEG
EX12LED-3BD-9W	EX12LED 3D DIFFUSER ILLUMINATOR, 940 NM, WIDE BEAM 60DEG
EX14MNX8V0408B-N	DAY/NIGHT, 18 LEDS, 850NM, 1/3" LXR, 550 TVL COLOR/ 570 TVL MONO, VA 4-8MM LENS, NTSC
EX14MNX9V0408M-N	MARINE RATED DAY/NIGHT WITH IR 940NM 4-9MM NTSC WHITE HOUSING
EX14MX4V0408B-N	DAY/NIGHT 1/3" LXR, 550 TVL COLOR/ 570 TVL MONO, MECH FILTER, VA 4-8MM LENS, NTSC
EX14MX4V0409M-N	MARINE RATED DAY/NIGHT 4-9MM NTSC WHITE HOUSING
EX27DMX4V0550W-N	EX27 DESERT CAM D/N 550TVL 5-50MM WHITE NTSC
EX27MNX8V0409B-N	EX27 IR D/N 540TVL, 850NM 4-9MM BLACK NTSC
EX27MNX9V0409B-N	EX27 IR D/N 540TVL, 940NM 4-9MM BLACK NTSC
EX36C702W-N	EX36 CORNER MOUNT COLOR 500TVL 2.5MM NTSC
EX36MNX802WM-N	EX36 W/IR CORNER MOUNT D/N 540TVL, 850NM 2.5MM NTSC WITH MICROPHONE
EX36MNX802W-N	EX36 W/IR CORNER MOUNT D/N 550TVL, 850NM 2.5MM NTSC
EX36MNX902WM-N	EX36 W/IR CORNER MOUNT D/N 540TVL, 940NM 2.5MM NTSC WITH MICROPHONE
EX36MNX902W-N	EX36 W/IR CORNER MOUNT D/N 540TVL, 940NM 2.5MM NTSC
EX49MNX908BH-N	EX49 CNG IR DOME 940NM D/N 6MM BLACK, TINTED DOME NTSC
EX-L1VA0310	1/3" VARI-FOCAL AUTO-IRIS 2.8-10MM LENS
EXMB.007B	HEAVY--DUTY WALL BRACKET, BLACK
EXMB.007W	HEAVY--DUTY WALL BRACKET, WHITE
EXMB.020B	L-BRACKET ONLY, HEAVY DUTY, BLACK
EXMB.028W	CABLE MANAGED WALL BRACKET, BLACK
EXMB.029W	U BRACKET FOR EX30/80/82/REG-L1, WHITE
EXMB.061	SS POL-F-TOP BRACKET (EX30/82/80/85)
EXPB-3-W-KIT	IR ILLUMINATOR BRACKET KIT + HOUSING
EXSH.027B	SUNHOOD FOR EX27 (BLACK)
EX-VPC	VIDEO PATCH CONNECTOR FOR EX40 AND EX49
GVS1000-11-N	LONG RANGE PTZ, DAY/NIGHT, 730NM IR, 60X OPTICAL ZOOM, NTSC, PELCO P / D, NTSC
GVS1000-12-N	LONG RANGE PTZ, DAY/NIGHT, 730NM IR, 60X OPTICAL ZOOM, NTSC, BOSCH BI-PHASE, NTSC
HAC-IPCCC	IP CAMERA COOLING CASE
HAC-TAMP01	TAMPER SWITCH KIT FOR HSG AND UHO SERIES HOUSINGS
HAC-WAS05-20	24VAC WASHER PUMP WITH 23L (6 GAL) TANK, 5M (16FT) RANGE
HAC-WAS30-50	230VAC WASHER PUMP WITH 25L (6 GAL) TANK, 30M (98FT) RANGE
KBD-120PS	POWER SUPPLY FOR INTUIKEY KBDS, 120VAC
KBD-DIGITAL	INTUIKEY DIGITAL KEYBOARD W/ LCD FOR USE WITH DIVAR DVR AND 600 & 700 SERIES RECORDERS
KBD-RACK	RACK MOUNT KIT FOR KBD-UNIVERSAL AND KBD-DIGITAL
KBD-UNIVERSAL	INTUIKEY UNIVERSAL DIGITAL KEYBOARD W/ LCD FOR ALLEGIANT AND SYSTEM4
KBE-455V28-20	OUTDOOR PREPACKAGED CAMERA, 1/3-INCH HIGH RES COLOR, 2.8-10MM LENS, 24VAC 60HZ
KBE-455V28-21N	IP OUTDOOR PREPACKAGED, HIGH RESOLUTION COLOR CAMERA, 2.8-11MM LENS, 24VAC 60HZ
KBE-455V28-21NV	IP OUTDOOR PREPACKAGED, HIGH RESOLUTION COLOR CAMERA, 2.8-11MM LENS, 24VAC 60HZ, IVA-PREPARED
KBE-455V55-20	OUTDOOR PREPACKAGED CAMERA, 1/3-INCH HIGH RES COLOR, 5-50MM LENS
KBE-455V55-21N	IP OUTDOOR PREPACKAGED, HIGH RESOLUTION COLOR CAMERA, 5-50MM LENS, 24VAC 60HZ
KBE-455V55-21NV	IP OUTDOOR PREPACKAGED, HIGH RESOLUTION COLOR CAMERA, 5-50MM LENS, 24VAC 60HZ, IVA-PREPARED
KBE-485V28-20	OUTDOOR PREPACKAGED CAMERA, 1/3-INCH HIGH RES HIGH SENSITIVITY COLOR, 2.8-10MM LENS, 24VAC 60HZ
KBE-485V55-20	OUTDOOR PREPACKAGED CAMERA, 1/3-INCH HIGH RES HIGH SENSITIVITY COLOR, 5-50MM LENS, 24VAC 60HZ
KBE-498V28-20	OUTDOOR PREPACKAGED CAMERA, 1/3-INCH DAY/NIGHT, 2.8-10MM LENS, 24VAC 60HZ
KBE-498V28-20F	OUTDOOR PREPACKAGED CAMERA, 1/3-INCH DAY/NIGHT, 2.8-10MM LENS, 24VAC 60HZ FIBER OPTIC



KBE-498V28-20N	IP OUTDOOR PREPACKAGED, HIGH RESOLUTION COLOR CAMERA, 2.8-11MM LENS, 24VAC 60HZ
KBE-498V28-20NV	IP OUTDOOR PREPACKAGED, HIGH RESOLUTION COLOR CAMERA, 2.8-11MM LENS, 24VAC 60HZ, IVA-PREPARED
KBE-498V28-20U	OUTDOOR PREPACKAGED CAMERA, 1/3-INCH DAY/NIGHT, 2.8-10MM LENS, 24VAC 60HZ, UTP
KBE-498V75-20	OUTDOOR PREPACKAGED CAMERA, 1/3-INCH DAY/NIGHT, 7.5-50MM LENS, 24VAC 60HZ
KBE-498V75-20F	OUTDOOR PREPACKAGED CAMERA, 1/3-INCH DAY/NIGHT, 7.5-50MM LENS, 24VAC 60HZ, FIBER
KBE-498V75-20N	IP OUTDOOR PREPACKAGED, HIGH RESOLUTION COLOR CAMERA, 7.5-50MM LENS, 24VAC 60HZ
KBE-498V75-20NV	IP OUTDOOR PREPACKAGED, HIGH RESOLUTION COLOR CAMERA, 7.5-50MM LENS, 24VAC 60HZ, IVA-PREPARED
KBE-498V75-20U	OUTDOOR PREPACKAGED CAMERA, 1/3-INCH DAY/NIGHT, 7.5-50MM LENS, 24VAC 60HZ, UTP
KBE-610V75-20	OUTDOOR PREPACKAGED CAMERA, 1/2-INCH HIGH RES HIGH SENSITIVITY COLOR, 7.5-75MM LENS, 24VAC 60HZ
KBE-630V41-20	OUTDOOR PREPACKAGED CAMERA, 1/2-INCH DAY/NIGHT, 4-12MM LENS, 24VAC 60HZ
KBE-832V18-20N	IP OUTDOOR PREPACKAGED, HD 1080p, DAY/NIGHT, H.264, AUDIO, MOTION+, POE, SD CARD SLOT, 1.8-3MM, 24VAC, 60HZ
KBE-832V18-20NV	IP OUTDOOR PREPACKAGED, HD 1080p, DAY/NIGHT, H.264, AUDIO, POE, SD CARD SLOT, IVA INSTALLED, 1.8-3MM, 24VAC, 60HZ
KBE-832V38-20N	IP OUTDOOR PREPACKAGED, HD 1080p, DAY/NIGHT, H.264, AUDIO, MOTION+, POE, SD CARD SLOT, 3.8-13MM, 24VAC, 60HZ
KBE-832V38-20NV	IP OUTDOOR PREPACKAGED, HD 1080p, DAY/NIGHT, H.264, AUDIO, POE, SD CARD SLOT, IVA INSTALLED, 3.8-13MM, 24VAC, 60HZ
KBE-832V94-20N	IP OUTDOOR PREPACKAGED, HD 1080p, DAY/NIGHT, H.264, AUDIO, MOTION+, POE, SD CARD SLOT, 9-40MM, 24VAC, 60HZ
KBE-832V94-20NV	IP OUTDOOR PREPACKAGED, HD 1080p, DAY/NIGHT, H.264, AUDIO, POE, SD CARD SLOT, IVA INSTALLED, 9-40MM, 24VAC, 60HZ
KBN-455V28-20	INDOOR PREPACKAGED CAMERA, 1/3-INCH HIGH RES COLOR, 2.8-10MM LENS, 24VAC 60HZ
KBN-455V28-21N	IP INDOOR PREPACKAGED, HIGH RESOLUTION COLOR CAMERA, 2.8-10MM LENS, 24VAC 60HZ
KBN-455V28-21NV	IP INDOOR PREPACKAGED, HIGH RESOLUTION COLOR CAMERA, 2.8-10MM LENS, 24VAC 60HZ, IVA-PREPARED
KBN-455V55-20	INDOOR PREPACKAGED CAMERA, 1/3-INCH HIGH RES COLOR, 5-50MM LENS
KBN-455V55-21N	IP INDOOR PREPACKAGED, HIGH RESOLUTION COLOR CAMERA, 5-50MM LENS, 24VAC 60HZ
KBN-455V55-21NV	IP INDOOR PREPACKAGED, HIGH RESOLUTION COLOR CAMERA, 5-50MM LENS, 24VAC 60HZ, IVA-PREPARED
KBN-485V28-20	INDOOR PREPACKAGED CAMERA, 1/3-INCH HIGH RES HIGH SENSITIVITY COLOR, 2.8-10MM LENS, 24VAC 60HZ
KBN-485V55-20	INDOOR PREPACKAGED CAMERA, 1/3-INCH HIGH RES HIGH SENSITIVITY COLOR 5-50MM LENS, 24VAC 60HZ
KBN-498V28-20	INDOOR PREPACKAGED CAMERA, 1/3-INCH DAY/NIGHT, 2.8-10MM LENS, 24VAC 60HZ
KBN-498V28-20N	IP INDOOR PREPACKAGED, HIGH RESOLUTION COLOR CAMERA, 2.8-11MM LENS, 24VAC 60HZ
KBN-498V28-20NV	IP INDOOR PREPACKAGED, HIGH RESOLUTION COLOR CAMERA, 2.8-11MM LENS, 24VAC 60HZ, IVA-PREPARED
KBN-498V75-20	INDOOR PREPACKAGED CAMERA, 1/3-INCH DAY/NIGHT, 7.5-50MM LENS, 24VAC 60HZ
KBN-498V75-20N	IP INDOOR PREPACKAGED, HIGH RESOLUTION COLOR CAMERA, 7.5-50MM LENS, 24VAC 60HZ
KBN-498V75-20NV	IP INDOOR PREPACKAGED, HIGH RESOLUTION COLOR CAMERA, 7.5-50MM LENS, 24VAC 60HZ, IVA-PREPARED
LED-658-AM	EX65 EXPLOSION PROTECTED ILLUMINATOR, 850 NM, ALUMINUM, MEDIUM ANGLE 20 DEG, 12-24VDC/AC
LED-658-AW	EX65 EXPLOSION PROTECTED ILLUMINATOR, 850 NM, ALUMINUM, WIDE ANGLE 50 DEG, 12-24VDC/AC
LED-658-SM	EX65 EXPLOSION PROTECTED ILLUMINATOR, 850 NM, STAINLESS STEEL, MEDIUM ANGLE 20 DEG, 12-24VDC/AC
LED-658-SW	EX65 EXPLOSION PROTECTED ILLUMINATOR, 850 NM, STAINLESS STEEL, WIDE ANGLE 50 DEG, 12-24VDC/AC
LTC 0356/20	CAMERA, 1/3" 570 TVL B/W, DSP, W/IR FILTER, 12VDC/24VAC, 50HZ
LTC 0435/20	CAMERA, 1/3" 330 TVL COLOR, DSP, 12VDC/24VAC, 60HZ
LTC 0435/60	CAMERA, 1/3" 330 TVL COLOR, DSP, 120VAC, 60HZ
LTC 0435-28	CAMERA, 1/3" 330 TVL COLOR, DSP, 12VDC/24VAC, 60HZ, W/2.8-10MM VF LENS
LTC 0435-28W	CAMERA, 1/3" 330 TVL COLOR, DSP, 12VDC/24VAC, 60HZ, W/2.8-10MM VF LENS & MOUNT
LTC 0455/21	CAMERA, COLOR, 1/3-INCH 540 TVL, COLOR, DSP, 12VDC/24VAC, 60HZ

LTC 0455/61	CAMERA, COLOR, 1/3-INCH 540 TVL COLOR, DSP, 110VAC, 60HZ
LTC 0455-28	CAMERA, 1/3" 540 TVL COLOR, DSP, 12VDC/24VAC, 60HZ, W/2.8-10MM VARIFOCA LENS
LTC 0455-28W	CAMERA, 1/3" 540 TVL COLOR, DSP, 12VDC/24VAC, 60HZ, W/2.8-10MM VF LENS & MOUNT
LTC 0465/21	CAMERA, DAY/NIGHT, 1/3-INCH, 540 TVL COLOR, 12VDC/24VAC, 60HZ
LTC 0465/61	CAMERA, DAY/NIGHT, 1/3-INCH, 540 TVL COLOR, 110VAC, 60HZ
LTC 0485/21	CAMERA, HIGH PERFORMANCE, COLOR, 1/3-INCH 540 TVL COLOR, DSP, 12VDC/24VAC, 60HZ
LTC 0485/61	CAMERA, HIGH PERFORMANCE, COLOR, 1/3-INCH 540 TVL COLOR, DSP, 110VAC, 60HZ
LTC 0485-28	CAMERA, 1/3" 540 TVL COLOR, DSP, 12VDC/24VAC, 60HZ, W/2.8-10MM VARIFOCA LENS
LTC 0485-28W	CAMERA, 1/3" 540 TVL COLOR, DSP, 12VDC/24VAC, 60HZ, W/2.8-10MM VF LENS & MOUNT
LTC 0498/21	CAMERA, HIGH PERFORMANCE, DAY/NIGHT, 2X WDR, 1/3-INCH, 540 TVL COLOR, 12VDC/24VAC, 60HZ
LTC 0498/61	CAMERA, HIGH PERFORMANCE, DAY/NIGHT, 2X WDR, 1/3-INCH, 540 TVL COLOR, 110VAC, 60HZ
LTC 0498-28	CAMERA, DAY/NIGHT, 1/3" 540 TVL COLOR, DSP, 12VDC/24VAC, 60HZ, W/2.8-11MM VARIFOCA IR LENS
LTC 0498-28W	CAMERA, DAY/NIGHT, 1/3" 540 TVL COLOR, DSP, 12VDC/24VAC, 60HZ, W/2.8-11MM VF IR LENS & MOUNT
LTC 0498-75	CAMERA, DAY/NIGHT, 1/3" 540 TVL COLOR, DSP, 12VDC/24VAC, 60HZ, W/7.5-50MM VARIFOCA IR LENS
LTC 0498-75W	CAMERA, DAY/NIGHT, 1/3" 540 TVL COLOR, DSP, 12VDC/24VAC, 60HZ, W/7.5-50MM VF IR LENS & MOUNT
LTC 0610/21	CAMERA, HIGH PERFORMANCE, COLOR, 1/2-INCH 540 TVL COLOR, DSP, 12VDC/24VAC, 60HZ
LTC 0610/61	CAMERA, HIGH PERFORMANCE, COLOR, 1/2-INCH 540 TVL COLOR, DSP, 110VAC, 60HZ
LTC 0630/21	CAMERA, HIGH PERFORMANCE, DAY/NIGHT, WDR, 1/2-INCH, 540 TVL COLOR, 12VDC/24VAC, 60HZ
LTC 0630/61	CAMERA, HIGH PERFORMANCE, DAY/NIGHT, WDR, 1/2-INCH, 540 TVL COLOR, 110VAC, 60HZ
LTC 1412/20	CAMERA, FLEXIDOME I, 1/4", 330TVL COLOR, 12VDC/24VAC, 60HZ, W/3MM FIXED IRIS LENS
LTC 1421/20	CAMERA, FLEXIDOME II, 1/4", 470TVL COLOR, 12VDC/24VAC, 60HZ, W/2.1MM FIXED IRIS LENS
LTC 1422/20	CAMERA, FLEXIDOME II, 1/4", 470 TVL COLOR, 12VDC/24VAC, 60HZ, W/3MM FIXED IRIS LENS
LTC 1423/20	CAMERA, FLEXIDOME II, 1/4", 470 TVL COLOR, 12VDC/24VDC, 60HZ, W/6MM FIXED IRIS LENS
LTC 2380/90	VIDQUAD, 4CH, REAL TIME
LTC 2382/90	VIDQUAD, 4 CH, REAL TIME, ALARMING
LTC 2604/60	SYSTEM4 KEYBOARD PORT EXPANDER, 120VAC, 60HZ; ALSO FOR KBD-SERIES FOR UP TO 4 KEYBOARDS
LTC 2605/91	VIDEO MANAGER FOR USE WITH DIVAR DVR AND SYSTEM 4 MULTIPLEXERS, 120/230VAC, 50/60 HZ
LTC 2609/00	DIVAR XF700 SERIES EXTENSION KIT, LINKS UP TO 6 DIVAR XF700/600 SERIES DIGITAL RECORDERS
LTC 3274/41	C LENS, 1/2-INCH, 7.5-75MM DIRECT DRIVE, F/1.7 TO F/360, 4 PIN
LTC 3283/41	C LENS, 1/2-INCH, 8.0 TO 80MM (10X), AUTO IRIS, F/1.4 TO F/360, 4 PIN
LTC 3283/50	C LENS, 1/2-INCH, 7.5 TO 75MM (10X), AUTO IRIS, F/1.2 TO F/512, PRE-POSITION, 4 PIN
LTC 3293/20	C LENS, 1/2-INCH, 8 TO 120MM (15X), AUTO IRIS, F/1.6 TO F/1000, 4 PIN
LTC 3293/30	C LENS, 1/2-INCH, 8 TO 120MM (15X), AUTO IRIS, PP, MAN IRIS OVERRIDE, 4 PIN
LTC 3293/40	C LENS, 1/2-INCH, 12 TO 240MM (20X), AUTO IRIS, F/1.6 TO F/720, 4 PIN
LTC 3293/50	C LENS, 1/2-INCH, 12 TO 240MM (20X), AUTO IRIS, F/1.6 TO F/720, PP, 4 PIN
LTC 3361/41	CS LENS, 1/3-INCH, 2.8 TO 12MM, MANUAL IRIS, F/1.4 TO CLOSE
LTC 3364/41	CS LENS, 1/3-INCH, 2.8 TO 12MM, DIRECT DRIVE, F/1.4 TO F/360, 4 PIN
LTC 3364/50	CS LENS, 1/3-INCH, 2.8 TO 10MM, DIRECT DRIVE, F/1.4 TO 360, 4-PIN
LTC 3364/60	CS LENS, 1/3-INCH, 3.5 TO 8MM, DIRECT DRIVE, F/1.4 TO 360, 4-PIN
LTC 3371/21	CS LENS, 1/3-INCH, 5 TO 50MM, MANUAL IRIS, F/1.4 TO CLOSE
LTC 3374/21	CS LENS, 1/3-INCH, 5 TO 50MM, DIRECT DRIVE, F/1.4 TO F/360, 4 PIN
LTC 3384/21	CS LENS, 1/3-INCH, 6 TO 60MM (10X), AUTO IRIS/DIRECT DRIVE, F/1.4 TO F/360, 4-PIN
LTC 3664/31	CS LENS, 1/3-INCH, 3 TO 8MM, IR CORRECTED, DIRECT DRIVE, 650 TVL, F/1.0 TO F/360, 4 PIN
LTC 3664/40	CS LENS, 1/3-INCH, 2.8 TO 11MM, IR CORRECTED, DIRECT DRIVE, F/1.4 TO 360 IR
LTC 3674/20	CS LENS, 1/3-INCH, 7.5-50MM, IR CORRECTED, DIRECT DRIVE, F/1.3 TO F/360, 4PIN
LTC 3764/20	C LENS, 1/2-INCH, 4 TO 12MM, IR CORRECTED, DIRECT DRIVE, F/1.2 TO F/360, 4-PIN
LTC 3774/30	C LENS, 1/2-INCH, 10 TO 40MM, IR CORRECTED, DIRECT DRIVE, F/1.4 TO F/360, 4 PIN
LTC 3783/51	C LENS, 1/2-INCH, 8.5 TO 85MM, IR CORRECTED, AUTO IRIS, F/1.6 TO 360, 4-PIN
LTC 3793/51	C LENS, 1/2-INCH, 8.6 TO 154MM, IR CORRECTED, AUTO IRIS, F/2.5 TO 360, 4-PIN
LTC 4600/00	BLANK PANEL, FOR LTC 4637 FIBER OPTIC MODULE RACK
LTC 4628/00	850NM FOM, BI-DIRECTIONAL: TRANSMITS VIDEO, RECEIVES DATA, USE WITH LTC 4637 SERIES RACK

LTC 4629/60	850NM FOM, BI-DIRECTIONAL: TRANSMITS VIDEO, RECEIVES DATA, 120-230VAC, 60HZ
LTC 4629/00	850NM FOM, BI-DIRECTIONAL: RECEIVES VIDEO, TRANSMITS DATA, USE WITH LTC 4637 SERIES RACK
LTC 4629/60	850NM FOM, BI-DIRECTIONAL: RECEIVES VIDEO, TRANSMITS DATA, 120-230VAC, 60HZ
LTC 4637/60	RACK & POWER SUPPLY FOR FIBER OPTIC MODULES, 120VAC, 60HZ
LTC 4641/60	850NM FOM, TRANSMITTER, VIDEO SIGNALS, 120-230VAC, 60HZ
LTC 4642/00	850NM FOM, RECEIVER, VIDEO SIGNALS, USE WITH LTC 4637 SERIES RACK
LTC 4642/60	850NM FOM, RECEIVER, VIDEO SIGNALS, 120-230VAC, 60HZ
LTC 4651/00	850NM FOM, TRANSMITTER/RECEIVER, BIPHASE OR RS-232 DATA, USE WITH LTC 4637 SERIES RACK
LTC 4651/60	850NM FOM, TRANSMITTER/RECEIVER, BIPHASE OR RS-232 DATA, 120-230VAC, 60HZ
LTC 4671/00	850NM FOM, TRANSMITTER/RECEIVER, RS-485 DATA, USE WITH LTC 4637 SERIES RACK
LTC 4671/60	850NM FOM, TRANSMITTER/RECEIVER, RS-485 DATA, 120-230VAC, 60HZ
LTC 4744/00	1310NM FOM, TRANSMITTER, 4 CHANNEL, VIDEO SIGNALS, USE WITH LTC 4637 SERIES RACK
LTC 4744/60	1310NM FOM, TRANSMITTER, 4 CHANNEL, VIDEO SIGNALS, 120-230VAC, 50/60HZ
LTC 4745/00	1310NM FOM, RECEIVER, 4 CHANNEL, VIDEO SIGNALS, USE WITH LTC 4637 SERIES RACK
LTC 4745/60	1310NM FOM, RECEIVER, 4 CHANNEL, VIDEO SIGNALS, 120-230VAC, 50/60HZ
LTC 5136/81	CONTROLLER, W/ 16 OUTPUTS FOR AUTODOMES OR ALLEGIANT R/D UNITS, 120VAC, 50/60HZ
LTC 5231/90	VIDEO DISTRIBUTION AMPLIFIER, SINGLE CHANNEL WITH FOUR OUTPUTS, 120-240VAC, 50/60HZ
LTC 5234/90	VIDEO DISTRIBUTION AMPLIFIER, FOUR CHANNEL WITH THREE OUTPUTS PER CHANNEL, 120-240VAC, 50/60HZ
LTC 8016/90	16-CHANNEL ALLEGIANT BILINX DATA INTERFACE UNIT, 120VAC/230VAC, 50/60HZ
LTC 8059/00	ALLEGIANT MASTER CONTROL SOFTWARE PACKAGE, WINDOWS 95/NT-BASED
LTC 8100/90	ALLEGIANT 8 X 2 CCTV MATRIX SWITCHER, 120-230VAC, 50/60HZ
LTC 8200/90	ALLEGIANT 16 X 5 CCTV MATRIX SWITCHER, 120-230VAC, 50/60HZ
LTC 8300/90	ALLEGIANT 32 X 6 CCTV MATRIX SWITCHER, 120-230VAC, 50/60HZ
LTC 8501/60	ALLEGIANT CCTV SWITCHING BAY, CPU & POWER SUPPLY, 120VAC, 60HZ
LTC 8505/60	SPARE POWER SUPPLY FOR LTC 8501/60 BAY, 120VAC, 60HZ
LTC 8506/00	CABLE, PC TO CONSOLE PORT, FOR ALLEGIANT SYSTEMS
LTC 8508/01	AMP 34 PIN LOOPING CABLE W/16 BNCS
LTC 8511/00	SPARE CPU MODULE FOR LTC 8501 BAY
LTC 8521/00	VIDEO INPUT MODULE FOR LTC 8500, 8 VIDEO INPUTS PER CARD
LTC 8532/00	VIDEO OUTPUT MODULE FOR LTC 8500, 2 VIDEO OUTPUTS PER CARD
LTC 8540/00	ALARM INTERFACE, 64 ALARM INPUTS, 8 RELAY CLOSURES
LTC 8555/00	COMPACT FULL FUNCTION KEYBOARD, VARIABLE SPEED JOYSTICK
LTC 8557/60	HOOK-UP KIT FOR REMOTE KEYBOARD UP TO 5000 FT, 120VAC, 60HZ
LTC 8558/00	OPTIONAL KEYBOARD CABLE, 100 FT
LTC 8561/60	RECEIVER/DRIVER, 120VAC PAN/TILT VOLTAGE, 120VAC SUPPLY, WITH AUXILIARIES, 60HZ
LTC 8564/20	RECEIVER/DRIVER, 24VAC PAN/TILT VOLTAGE, 24VAC SUPPLY, WITH AUXILIARIES, 50/60HZ
LTC 8566/60	RECEIVER/DRIVER, 24VAC PAN/TILT VOLTAGE, 120VAC SUPPLY, WITH AUXILIARIES, 60HZ
LTC 8568/00	SIGNAL DISTRIBUTION UNIT, 32 SEPARATE BIPHASE OUTPUTS
LTC 8569/60	CODE MERGER, ALLOWS 2 BIPHASE DEVICES TO CONTROL 32 OUTPUTS, 120VAC, 60HZ
LTC 8570/60	CODE MERGER, ALLOWS 4 BIPHASE DEVICES TO CONTROL 32 OUTPUTS, 120VAC, 60HZ
LTC 8601/60	ALLEGIANT CCTV SWITCHING BAY, CPU & POWER SUPPLY, 120VAC, 60HZ
LTC 8610/01	SPARE CPU MODULE FOR LTC 8601/60 BAY
LTC 8621/00	VIDEO INPUT MODULE FOR LTC 8601, 16 VIDEO INPUTS PER CARD
LTC 8712/60	ALLEGIANT CONSOLE PORT EXPANDER, HALF RACK, 120VAC, 60HZ
LTC 8713/60	ALARM PORT EXPANDER FOR UP TO 4 LTC 8540/00 UNITS, HALF RACK, 120VAC, 60HZ
LTC 8714/60	KEYBOARD PORT EXPANDER FOR UP TO 8 ALLEGIANT KEYBOARDS, HALF RACK, 120VAC, 60HZ
LTC 8715/60	PORT EXPANDER FOR MULTIPLE LTC 8714/60 UNITS, HALF RACK, 120VAC, 60HZ
LTC 8768/00	SIGNAL DISTRIBUTION UNIT, 64 SEPARATE BIPHASE OUTPUTS
LTC 8780/60	RS-232 DATA CONVERTER UNIT, BIPHASE/RS-232/BIPHASE, HALF RACK, 120VAC, 60HZ
LTC 8782/60-02	CODE TRANS, BIPHASE-AD MANCHTR, 120VAC
LTC 8782/60-10	CODE TRANS, BIPHASE-PELCO P & D, 120VAC
LTC 8782/60-21	CODE TRANS, VICON-BIPHASE, 120VAC
LTC 8782/60-22	CODE TRANS, AD MANCHTR-BIPHASE, 120VAC
LTC 8782/60-30	CODE TRANS, PELCO-BIPHASE, 120VAC
LTC 8786/60	RS-232 TO BIPHASE DATA CONVERTER UNIT WITH 16 BIPHASE OUTPUTS, 120VAC, 50/60HZ
LTC 8801/60	ALLEGIANT CCTV SWITCHING BAY, CPU & POWER SUPPLY, 120VAC, 60HZ

LTC 8802/60	MONITOR EXPANSION BAY & DATA RECEIVER MODULE, FOR LTC 8800, 120VAC, 60HZ
LTC 8805/60	SPARE POWER SUPPLY FOR LTC 8801/60. LTC 8802/60 BAYS, 120VAC, 60HZ
LTC 8808/00	32 CHANNEL VIDEO INTERCONNECT PANEL, FOR ALLEGIANT SYSTEMS. INCLUDES TWO LTC 8809/00 RIBBON CABLES
LTC 8809/00	16 CONDUCTOR RIBBON CABLE, FOR 8200, 8300, 8600, 8800, 8900 SYSTEMS, 6 FT
LTC 8809/02	16 CONDUCTOR RIBBON CABLE, FOR 8200, 8300, 8500, 8800, 8900 SYSTEMS, 10.5 FT
LTC 8810/01	CPU MODULE FOR LTC 8800 SERIES
LTC 8816/01	REP DATA RX MODULE, LTC 8802 SERIES
LTC 8821/00	VIDEO INPUT MODULE FOR LTC 8800, 32 VIDEO INPUTS PER CARD
LTC 8834/00	VIDEO OUTPUT MODULE FOR LTC 8600 & 8800. 4 VIDEO OUTPUTS PER CARD
LTC 8943/94	REPLACEMENT CONTROLLER PC FOR ALLEGIANT LTC 8901 SYSTEMS, 120/230VAC 50/60HZ
LTC 9101/00	RACK KIT FOR UP TO TWO HALF RACK PRODUCTS, WITH BLANK, 1.75-INCH HIGH
LTC 9210/00	COLUMN MOUNT, 8-INCH, 15 LB MAX LOAD
LTC 9210/01	COLUMN MOUNT, 8-INCH, 15 LB MAX LOAD, FEED THRU OPTION
LTC 9212/00	MOUNT, INDOOR/OUTDOOR, 12-INCH, FOR 938X SERIES, & 948X SERIES HOUSINGS
LTC 9213/01	POLE MOUNT ADAPTER WITH STAINLESS STEEL STRAPS. FOR LTC 9210, LTC 9212, LTC 9215 & VDA-WMT-DOME
LTC 9215/00	MOUNT, FEED-THRU, 12-INCH, FOR 9380X SERIES, & 948X SERIES HOUSINGS
LTC 9215/00S	MOUNT, FEED-THRU, 7-INCH, FOR 938X SERIES, & 948X SERIES HOUSINGS
LTC 9216/00	MOUNT, INDOOR/OUTDOOR, 16-INCH, 100 LB MAX LOAD
LTC 9219/01	MOUNT, CEILING-J, FEED-THRU, FOR 938X SERIES, & 948X SERIES HOUSINGS
LTC 9223/00	COLUMN MOUNT, 24-INCH, 15 LB MAX LOAD
LTC 9223/01	COLUMN MOUNT, 24-INCH, 15 LB MAX LOAD, FEED THRU OPTION
LTC 9224/00	COLUMN MOUNT, 24-INCH, 200 LB OR CEILING MOUNT, 100 LB
LTC 9225/00	POLE MOUNT ADAPTER WITH STAINLESS STEEL STRAPS, FOR LTC 9216 & LTC 9222
LTC 9226/00	CORNER MOUNT BRACKET FOR LTC 9216 & LTC 9222
LTC 9230/01	FLAT ROOF MOUNT ADAPTER, FOR ROOF PARAPET MOUNT VG4-A-9230
LTC 9303/00	HOUSING, MAX SECURITY, CORNER MOUNTING
LTC 9303/01	HOUSING, MAX SECURITY, CORNER MTG, WITH KEY LOCK
LTC 9305/00	HOUSING, MAX SECURITY, WALL OR CEILING MOUNT, 0.37" VIEW WINDOW
LTC 9348/00	DOME HOUSING, INDOOR, 8.5-INCH, TINTED, CEILING MOUNT. METAL BACKBOX
LTC 9384/00	SUNSHIELD, FOR LTC 9384 & 3-INCH PRESSURIZED HOUSINGS
LTC 9480/00	HOUSING, INDOOR, FOR CAMERA/LENS TO 7-INCH
LTC 9480/20	HOUSING, OUTDOOR (NEMA 4), FOR CAMERA/LENS TO 7-INCH, 3-IN DIA. 24VAC, 50/60HZ HEATER
LTC 9488/20	HOUSING, OUTDOOR (NEMA 4), FOR CAMERA/LENS TO 14-INCH. 24VAC, 50/50HZ HEATER
LTC 9488/21	HOUSING, OUTDOOR (NEMA 4), FOR CAMERA/LENS TO 13-INCH, 24VAC, 50/50HZ HEATER/BLOWER
LVF-4000C-D0550	960H 1/3-INCH, 5 TO 50MM, DC-IRIS, CS-MOUNT, F1.4, IR-CORRECTED
LVF-4000C-D2812	960H 1/3-INCH, 2.8 TO 12MM, DC-IRIS, CS-MOUNT, F1.3, IR-CORRECTED
LVF-5000C-D0550	960H 1/3-INCH, 5 TO 50MM, DC-IRIS, CS-MOUNT, F1.6, IR-CORRECTED
LVF-5000C-D2811	960H 1/3-INCH, 2.8 TO 11MM, DC-IRIS, CS-MOUNT, F1.4, IR-CORRECTED
LVF-5003N-S3813	3 MEGAPIXEL C LENS, 1/2-INCH, 3.8-13MM, SR-IRIS
LVF-5005C-S0940	5 MEGAPIXEL CS LENS, 1/2.5-INCH, 9-40MM, IR-CORRECTED, SR-IRIS
LVF-5005C-S1803	5 MEGAPIXEL CS LENS, 1/2.5-INCH, 1.8-3MM, IR-CORRECTED, SR-IRIS
MBE-15B	POLE MOUNT ADAPTOR BLACK
MBE-15W	Pole mount adapter, white
MBE-17B	WALL MOUNT ADAPTOR BLACK
MBE-17W	Wall mount adaptor white
MBE-27B	Wall mount bracket for EX2/ (Black)
MBE-2/W	Wall mount bracket for EX2/ (White)
MBE-28B	ARM BRACKET REG-L1/REG-D1 BLACK
MBV-BCDM180-45	BVMS CUSTOMER DEMO EDITION 185 DAYS V4.5
MBV-BCDM30-45	BVMS CUSTOMER DEMO EDITION 30 DAYS V4.5
MBV-BDFM-45	BVMS DEMO 4.5, NONEX 3CH 1WS 0DVR 0KB
MBV-BENT-45	BVMS ENTERPRISE 4.5, 2WS 2SUB 1KB
MBV-BLIT32-45	BVMS LITE-32 4.5, NONEX 32CH 2WS 0DVR 1KB
MBV-BLIT64-45	BVMS LITE-64 4.5, NONEX 64CH 4WS 0DVR 2KB
MBV-BPRO-45	BVMS PROFESSIONAL 4.5, 8CH 2WS 1DVR 1KB
MBV-BXPAN-DIP	DIVAR IP PROFESSIONAL EDITION; ALLOWS CHANNEL EXPANSION TO 128 MAX (DIVAR IP 7000 ONLY); ALSO REQUIRES ADDITIONAL MBV-XCHAN-DIP LICENSES
MBV-FALG-40	BVMS ALLEGIANT LICENSE V4.0

MBV-FALG-45	BVMS ALLEGIANT LICENSE V4.5
MBV-FALG-DIP	DIVAR IP 3000/7000 ALLEGIANT INTERFACE LICENSE
MBV-FATM-40	BVMS POS/ATM LICENSE V4.0
MBV-FATM-45	BVMS POS/ATM LICENSE V4.5
MBV-FATM-DIP	DIVAR IP 3000/7000 POS/ATM INTERFACE LICENSE
MBV-FEUP-40	BVMS ENTERPRISE UPGRADE FOR PRO V4.0
MBV-FEUP-45	BVMS ENTERPRISE UPGRADE FOR PRO V4.5
MBV-FOPC-40	BVMS OPC SERVER LICENSE V4.0
MBV-FOPC-45	BVMS OPC SERVER LICENSE V4.5
MBV-FOPC-DIP	DIVAR IP 3000/7000 OPC SERVER LICENSE
MBV-MALG	BOSCH VMS ALLEGIANT 1YR SMA MAINTENANCE EXTENSION
MBV-MATM	BOSCH VMS ATM 1YR SMA MAINTENANCE EXTENSION
MBV-MCHAN	BOSCH VMS CHANNEL EXPANSION 1YR SMA MAINTENANCE EXTENSION
MBV-MDVR	BOSCH VMS DVR DEMO SMA 1YR SMA MAINTENANCE EXTENSION
MBV-MENT	MAINTENANCE BVMS ENTERPRISE EDITION
MBV-MEUP	MAINTENANCE ENTERPRISE UPGRADE FOR PRO
MBV-MFON	BOSCH VMS FAILOVER EXPANSION 1YR SMA MAINTENANCE EXTENSION
MBV-MFOREN	BOSCH VMS FORENSIC EXPANSION 1YR SMA MAINTENANCE EXTENSION
MBV-MKBD	BVMS CCTV KEYBOARD EXPANSION 1YR SMA MAINTENANCE EXTENSION
MBV-MLIT32	BOSCH VMS LITE-32 1YR SMA MAINTENANCE EXTENSION
MBV-MLIT64	BOSCH VMS LITE-64 1YR SMA MAINTENANCE EXTENSION
MBV-MMVS	MAINTENANCE BVMS MOBILE VIDEO SERVICE
MBV-MOPC	BVMS OPC SERVER LICENSE 1YR SMA MAINTENANCE EXTENSION
MBV-MPRO	BOSCH VMS PROFESSIONAL EDITION 1YR SMA MAINTENANCE EXTENSION
MBV-MRN	BVMS REDUNDANT NVR EXPANSION LICENSE 1YR SMA MAINTENANCE EXTENSION
MBV-MSUB	MAINTENANCE ENTERPRISE SUBSYS. EXPANSION
MBV-MWST	BOSCH VMS WORKSTATION EXPANSION 1YR SMA MAINTENANCE EXTENSION
MBV-XCHAN-40	BVMS CHANNEL (CAM/DEC) EXPANSION V4.0
MBV-XCHAN-45	BVMS CHANNEL (CAM/DEC) EXPANSION V4.5
MBV-XCHAN-DIP	DIVAR IP 8-CHANNEL EXPANSION LICENSE (ADDS 8 IP CHANNELS; 7000 FAMILY ONLY)
MBV-XDVR-40	BVMS DVR EXPANSION V4.0
MBV-XDVR-45	BVMS DVR EXPANSION V4.5
MBV-XDVR-DIP	DIVAR 3000/7000 DVR EXPANSION (ADDS 1 DVR)
MBV-XFOR-DIP	DIVAR IP 3000/7000 FORENSIC SEARCH EXPANSION LICENSE (ADDS 1 SEARCH LICENSE)
MBV-XFOREN-40	BVMS FORENSIC SEARCH EXPANSION V4.0
MBV-XFOREN-45	BVMS FORENSIC SEARCH EXPANSION V4.5
MBV-XKBD-40	BVMS CCTV KEYBOARD EXPANSION V4.0
MBV-XKBD-45	BVMS CCTV KEYBOARD EXPANSION V4.5
MBV-XKBD-DIP	DIVAR 3000/7000 CCTV KEYBOARD EXPANSION (ADDS 1 KEYBOARD)
MBV-XMVS-40	BVMS MOBILE VIDEO SERVICE EXPANSION V4.0
MBV-XMVS-45	BVMS MOBILE VIDEO SERVICE EXPANSION V4.5
MBV-XMVS-DIP	DIVAR IP 3000/7000 MOBILE VIDEO SERVICE EXPANSION
MBV-XSUB-40	BVMS ENTERPRISE SUBSYSTEM EXPANSION V4.0
MBV-XSUB-45	BVMS ENTERPRISE SUBSYSTEM V4.5
MBV-XWST-40	BVMS WORKSTATION EXPANSION V4.0
MBV-XWST-45	BVMS WORKSTATION EXPANSION V4.5
MBV-XWST-DIP	DIVAR IP 3000/7000 WORKSTATION EXPANSION (ADDS 1 WORKSTATION)
MHW-ASCP-3Y4H	HP HW SUPPORT, 4 HR RESPONSE, 24x7, 3 YEARS (NOT RECD FOR MHW-SL5M4-US)
MHW-AWGC-Q2000	NVIDIA QUADRO 2000 1GB GRAPHICS WITH 1 DUAL-LINK DVI-I AND 2 DP (DISPLAY PORT) OUTPUT, SUPPORTS DUAL DISPLAY, FOR USE WITH HP Z-SERIES WORKSTATIONS
MHW-AWGC-Q4000	NVIDIA QUADRO 4000 2GB GRAPHICS WITH 1 DUAL-LINK DVI-I AND 2 DP (DISPLAY PORT) OUTPUT, SUPPORTS DUAL DISPLAY, FOR USE WITH HP Z-SERIES WORKSTATIONS
MHW-AWGC-Q5000	NVIDIA QUADRO 5000 2.5GB GRAPHICS WITH 1 DUAL-LINK DVI-I AND 2 DP (DISPLAY PORT) OUTPUT, SUPPORTS DUAL DISPLAY, FOR USE WITH HP Z-SERIES WORKSTATIONS
MHW-AWGC-Q600	NVIDIA QUADRO 600 1GB GRAPHICS CARD WITH 1 DUAL-LINK DVI-I AND 1 DP (DISPLAY PORT) OUTPUT, SUPPORTS DUAL DISPLAY ACROSS DVI-I AND DP PORTS, FOR USE WITH HP Z-SERIES WORKSTATIONS
MHW-AWSP-PCI	SERIAL PORT ADAPTER FOR HP Z-SERIES
MHW-S380RB-SCUS	APPLICATION SERVER, 2U, SIX-CORE INTEL XEON CPU, 8GB RAM, 2X146GB SCSI HDD, RAID-1, DVD, 4 PORT GIG E NIC, MS WINDOWS SERVER 2008 R2, HP 3-YEAR NEXT DAY SUPPORT

MHW-WZ4R2-EEUS	EXTREME EDITION WORKSTATION, 1X QUAD-CORE INTEL XEON E5-1650 3.2GHZ QUAD CORE CPU, 8GB ECC RAM, 1X500GB SATA HDD, BLUE-RAY WRITER, AMD FIREPRO 2GB GRAPHICS WITH 4 (DISPLAY PORT) OUTPUTS. SUPPORTS QUAD DISPLAY, SERIAL PORT ADAPTER; MS WINDOWS 7, HP 3-YEAR NEXT DAY SUPPORT
MHW-WZ4R2-HEUS	HIGH PERFORMANCE WORKSTATION, 1X QUAD-CORE INTEL XEON E5-1620 3.6GHZ QUAD CORE CPU, 8GB ECC RAM, 1X500GB SATA HDD, DVD-RW, NVIDIA QUADRO 4000 2GB GRAPHICS WITH 1 DUAL-LINK DVI-I AND 2 DP (DISPLAY PORT) OUTPUT, SUPPORTS DUAL DISPLAY, SERIAL PORT ADAPTER., MS WINDOWS 7, HP 3-YEAR NEXT DAY SUPPORT
MIC-10M-S	10M SHIELDED COMPOSITE CABLE WITH PLUG FOR POWER, DATA & VIDEO
MIC-115PSU-2	MIC POWER SUPPLY, 120VAC, 50/60HZ, FOR MIC400/440/412/550/612
MIC-240PSU-2	MIC POWER SUPPLY, 230VAC, 50/60HZ, FOR MIC400/440/412/550/612
MIC-24PSU-2	MIC POWER SUPPLY, 24VAC, 50/60HZ, FOR MIC400/440/412/550/612
MIC400ALGUP13518N	MIC1-400 ALUMINUM PTZ, GREY, UPRIGHT MOUNT, BOSCH PROTOCOL, WIPER, HEATER, 18:1, NTSC
MIC-400-RWAB	MIC400 REPLACEMENT SILICONE WIPER ASSEMBLY BLACK
MIC-400-RWAC	MIC400 REPLACEMENT SILICONE WIPER ASSEMBLY CLEAR (FOR WHITE AND GREY)
MIC-400-RWAS	MIC400 REPLACEMENT SILICONE WIPER ASSEMBLY STAINLESS STEEL
MIC400STSCP13518N	MIC1-400 STAINLESS STEEL, CANTED MOUNT, BOSCH PROTOCOL, WIPER/HEATER, PRIVACY MASKING, 18:1, NTSC
MIC400STSCP13536N	MIC1-400 STAINLESS STEEL, CANTED MOUNT, BOSCH PROTOCOL, WIPER/HEATER, PRIVACY MASKING, 36:1, NTSC
MIC400STSUP13536N	MIC1-400 STAINLESS STEEL, UPRIGHT MOUNT, BOSCH PROTOCOL, WIPER/HEATER, PRIVACY MASKING, 36:1, NTSC
MIC-412-RWAB	MIC612/412 REPLACEMENT SILICONE WIPER ASSEMBLY BLACK
MIC-412-RWAC	MIC612/412 REPLACEMENT SILICONE WIPER ASSEMBLY CLEAR (FOR WHITE AND GREY)
MIC412SUNSHIELD	SUNSHIELD KIT FOR MIC412, WHITE
MIC412TIBUP13636N	MIC1-412 THERMAL 9Hz, BLACK, UPRIGHT MOUNT, BOSCH PROTOCOL, WIPER/HEATER, 36:1, NTSC
MIC440AXBUA14518N	MIC-440 EXPLOSION PROTECTED, BLACK, UPRIGHT MOUNT, AD PROTOCOL, WIPER, 18:1, NTSC
MIC440AXBUA14636N	MIC-440 EXPLOSION PROTECTED, BLACK, UPRIGHT MOUNT, AD PROTOCOL, WIPER, 36:1, NTSC
MIC440AXBUD14618N	MIC-440 EXPLOSION PROTECTED, BLACK, UPRIGHT MOUNT, PELCO PROTOCOL, WIPER, 18:1, NTSC
MIC440AXBUD14636N	MIC-440 EXPLOSION PROTECTED, BLACK, UPRIGHT MOUNT, PELCO PROTOCOL, WIPER, 36:1, NTSC
MIC440AXBUL14618N	MIC-440 EXPLOSION PROTECTED, BLACK, UPRIGHT MOUNT, VCL PROTOCOL, WIPER, 18:1, NTSC
MIC440AXBUL14636N	MIC-440 EXPLOSION PROTECTED, BLACK, UPRIGHT MOUNT, VCL PROTOCOL, WIPER, 36:1, NTSC
MIC440AXBUP14618N	MIC-440 EXPLOSION PROTECTED, BLACK, UPRIGHT MOUNT, BOSCH PROTOCOL, WIPER, 18:1, NTSC
MIC440AXBUP14636N	MIC-440 EXPLOSION PROTECTED, BLACK, UPRIGHT MOUNT, BOSCH PROTOCOL, WIPER, 36:1, NTSC
MIC440AXBUW14618N	MIC-440 EXPLOSION PROTECTED, BLACK, UPRIGHT MOUNT, FV PROTOCOL, WIPER, 18:1, NTSC
MIC440AXBUW14636N	MIC-440 EXPLOSION PROTECTED, BLACK, UPRIGHT MOUNT, FV PROTOCOL, WIPER, 36:1, NTSC
MIC440AXWUA14618N	MIC-440 EXPLOSION PROTECTED, WHITE, UPRIGHT MOUNT, AD PROTOCOL, WIPER, 18:1, NTSC
MIC440AXWUA14636N	MIC-440 EXPLOSION PROTECTED, WHITE, UPRIGHT MOUNT, AD PROTOCOL, WIPER, 36:1, NTSC
MIC440AXWUD14636N	MIC-440 EXPLOSION PROTECTED, WHITE, UPRIGHT MOUNT, PELCO PROTOCOL, WIPER, 36:1, NTSC
MIC440AXWUL14618N	MIC-440 EXPLOSION PROTECTED, WHITE, UPRIGHT MOUNT, VCL PROTOCOL, WIPER, 18:1, NTSC
MIC440AXWUL14636N	MIC-440 EXPLOSION PROTECTED, WHITE, UPRIGHT MOUNT, VCL PROTOCOL, WIPER, 36:1, NTSC
MIC440AXWUP14618N	MIC-440 EXPLOSION PROTECTED, WHITE, UPRIGHT MOUNT, BOSCH PROTOCOL, WIPER, 18:1, NTSC
MIC440AXWUP14636N	MIC-440 EXPLOSION PROTECTED, WHITE, UPRIGHT MOUNT, BOSCH PROTOCOL, WIPER, 36:1, NTSC
MIC440AXWUW14618N	MIC-440 EXPLOSION PROTECTED, WHITE, UPRIGHT MOUNT, FV PROTOCOL, WIPER, 18:1, NTSC
MIC440AXWUW14636N	MIC-440 EXPLOSION PROTECTED, WHITE, UPRIGHT MOUNT, FV PROTOCOL, WIPER, 36:1, NTSC
MIC440SUNSHIELD	SUNSHIELD KIT FOR MIC440 IN WHITE
MIC-550ALB28N	MIC550 ALUMINUM 28X, DAY/NIGHT, PTZ, BLACK, NTSC
MIC-550ALB36N	MIC550 ALUMINUM 36X, DAY/NIGHT, PTZ, BLACK, NTSC
MIC-550ALW28N	MIC550 ALUMINUM 28X, DAY/NIGHT, PTZ, WHITE, NTSC

MIC-550ALW36N	MIC550 ALUMINUM 36X, DAY/NIGHT, PTZ, WHITE, NTSC
MIC-550IRB28N	MIC550 IR 28X, DAY/NIGHT, PTZ, BLACK, NTSC
MIC-550IRB36N	MIC550 IR 36X, DAY/NIGHT, PTZ, BLACK, NTSC
MIC-550IRW28N	MIC550 IR 28X, DAY/NIGHT, PTZ, WHITE, NTSC
MIC-550IRW36N	MIC550 IR 36X, DAY/NIGHT, PTZ, WHITE, NTSC
MIC-612HFALB36N	MIC DUAL THERMAL, PTZ HIGH RESOLUTION, 50MM lens, 30HZ BLACK 36X NTSC, EXPORT CONTROLLED
MIC-612HIALB36N	MIC DUAL THERMAL, PTZ HIGH RESOLUTION, 50MM LENS, 7.5HZ BLACK 36X NTSC
MIC-612TFALB36N	MIC DUAL THERMAL, PTZ STANDARD RESOLUTION, 35MM LENS, 30HZ BLACK 36X NTSC, EXPORT CONTROLLED
MIC-612TFALD36N	MIC DUAL THERMAL, PTZ STANDARD RESOLUTION, 35MM LENS, 30HZ SAND 36X NTSC, EXPORT CONTROLLED
MIC-612TFALW36N	MIC DUAL THERMAL, PTZ STANDARD RESOLUTION, 35MM LENS, 30HZ WHITE 36X NTSC, EXPORT CONTROLLED
MIC-612TIALB36N	MIC DUAL THERMAL, PTZ STANDARD RESOLUTION, 35MM LENS, 7.5HZ BLACK 36X NTSC
MIC-612TIALW36N	MIC DUAL THERMAL, PTZ STANDARD RESOLUTION, 35MM LENS, 7.5HZ WHITE 36X NTSC
MIC-ALM	8 INPUT ALARM AND WASHER PUMP CARD FOR MIC400 PSU (NON IR VERSIONS)
MIC-BP3	EXTERNAL BI-PHASE TO RS-485 CONVERTER DEVICE
MIC-BP4	BI-PHASE CONVERTER FOR MIC400 PSU
MIC-CABLE-10M	RUGGED CABLE FOR MIC SERIES 10M (32FT) SHIELDED
MIC-CABLE-20M	RUGGED CABLE FOR MIC SERIES 20M (62FT) SHIELDED
MIC-CABLE-25M	RUGGED CABLE FOR MIC SERIES 25M (82FT) SHIELDED
MIC-CABLE-2M	RUGGED CABLE FOR MIC SERIES 2M (6FT) SHIELDED
MIC-CMB	CORNER MOUNT BRACKET -BLACK
MIC-CMB-BD	MIC550/MIC612 CORNER MOUNT BRACKET BLACK
MIC-CMB-G	CORNER MOUNT BRACKET GREY
MIC-CMB-S	CORNER MOUNT BRACKET STAINLESS STEEL
MIC-CMB-W	CORNER MOUNT BRACKET WHITE
MIC-CMB-WD	MIC550/MIC612 CORNER MOUNT BRACKET WHITE
MIC-DCA	DEEP CONDUIT ADAPTER FOR 4" PCD BASE - BLACK
MIC-DCA-BD	MIC550/MIC612 DEEP CONDUIT ADAPTER BLACK
MIC-DCA-G	DEEP CONDUIT ADAPTER GREY
MIC-DCA-S	DEEP CONDUIT ADAPTER STAINLESS STEEL
MIC-DCA-W	DEEP CONDUIT ADAPTER WHITE
MIC-DCA-WD	MIC550/MIC612 DEEP CONDUIT ADAPTER WHITE
MIC-IP-IR-PS-115	MIC IP IR POWER SUPPLY, 115VAC, 50/60HZ; FOR MIC550 IR
MIC-IP-IR-PS-24	MIC IP IR POWER SUPPLY, 24VAC, 50/60HZ; FOR MIC550 IR
MIC-IP-PS-115	MIC IP POWER SUPPLY, 115VAC, 50/60HZ; FOR MIC550 AND MIC612 SERIES
MIC-IP-PS-230	MIC IP POWER SUPPLY, 230VAC, 50/60HZ; FOR MIC550 AND MIC612 SERIES
MIC-IP-PS-24	MIC IP POWER SUPPLY, 24VAC 50/60HZ; FOR MIC550 AND MIC612 SERIES
MIC-IR-115PSU-UL	115V AC to 18V AC MIC400-IR AND MIC400-PA POWER SUPPLY
MIC-IR-240PSU-UL	230V AC to 18V AC MIC400-IR AND MIC400-PA POWER SUPPLY
MIC-IR-24PSU-UL	24V AC to 18V AC MIC400-IR AND MIC400-PA POWER SUPPLY
MIC-PMB	POLE MOUNT BRACKET
MIC-RWB	MIC400 REPLACEMENT SILICONE WIPER BLADE
MIC-SCA	SHALLOW CONDUIT ADAPTER FOR 4" PCD BASE -BLACK
MIC-SCA-BD	MIC550/MIC612 SHALLOW CONDUIT ADAPTER BLACK
MIC-SCA-G	SHALLOW CONDUIT ADAPTER GREY
MIC-SCA-S	SHALLOW CONDUIT ADAPTER STAINLESS STEEL
MIC-SCA-W	SHALLOW CONDUIT ADAPTER WHITE
MIC-SCA-WD	MIC550/MIC612 SHALLOW CONDUIT ADAPTER WHITE
MIC-SPR	WALL MOUNT SPREADER PLATE
MIC-SPR-BD	MIC550/MIC612 WALL MOUNT SPREADER PLATE BLACK
MIC-SPR-S	WALL MOUNT SPREADER PLATE STAINLESS
MIC-SPR-W	WALL MOUNT SPREADER PLATE WHITE
MIC-SPR-WD	MIC550/MIC612 WALL MOUNT SPREADER PLATE WHITE
MIC-THERCBL-10M	MIC612 SHIELDED THERMAL CAMERA CABLE, 10M
MIC-THERCBL-20M	MIC612 SHIELDED THERMAL CAMERA CABLE, 20M
MIC-THERCBL-25M	MIC612 SHIELDED THERMAL CAMERA CABLE, 25M
MIC-THERCBL-2M	MIC612 SHIELDED THERMAL CAMERA CABLE, 2M
MICUSB485CVTR2	MIC SERIES USB TO RS485 CONVERTER
MIC-WKT	MIC WASHER KIT FOR NON INFRARED MODELS

MIC-WKT-IR	MIC WASHER KIT FOR INFRARED MODELS
MIC-WMB-B	WALL MOUNT BRACKET - BLACK
MIC-WMB-BD	MIC550/MIC612 WALL MOUNT BRACKET BLACK
MIC-WMB-G	WALL MOUNT BRACKET GREY
MIC-WMB-S	WALL MOUNT BRACKET STAINLESS STEEL
MIC-WMB-W	WALL MOUNT BRACKET WHITE
MIC-WMB-WD	MIC550/MIC612 WALL MOUNT BRACKET WHITE
MINIL1	REPLACEMENT BULB KIT MF100
MTC-CORN-W	CORNER ADAPTER FOR MTC-WUPH
MTC-POLE-W	POLE ADAPTER FOR MTC-WUPH
MTC-PUPH	PARAPET MOUNT FOR UPH SERIES HSPS INTEGRATED POSITIONING SYSTEM
MTC-WUPH	WALL MOUNT FOR UPH SERIES HSPS INTEGRATED POSITIONING SYSTEM
MVC-FAPEX	ARCHIVE PLAYER EXPORT LICENSE (E-LICENSE)
MVC-FAPEX-D	VIDOS ARCHIVE PLAYER LICENSE FOR EXPORT TOOL PER PC 10-PACK (E-LICENSE)
MVC-FENC-AES	BVIP AES 128-BIT ENCRYPTION SITE LICENSE, 1-PER INSTALLATION
MVC-FVA4-CAM	IVA 4.0 FOR IP CAMERA
MVC-FVA4-ENC1	IVA 4.0 FOR SINGLE CHANNEL ENCODER
MVC-FVA4-ENC2	IVA 4.0 FOR DUAL CHANNEL ENCODER
MVC-FVA4-ENC4	IVA 4.0 FOR QUAD CHANNEL ENCODER
MVM-BVRM-016	VRM SOFTWARE LICENSE, BASE SYSTEM WITH 16CH
MVM-SVRM-BAK	VRM SOFTWARE LICENSE, SECONDARY SERVER (BACKUP)
MVM-XVRM-016	VRM SOFTWARE LICENSE, 16CH EXPANSION (E-LICENSE)
MVM-XVRM-032	VRM SOFTWARE LICENSE, 32CH EXPANSION (E-LICENSE)
MVM-XVRM-064	VRM SOFTWARE LICENSE, 64CH EXPANSION (E-LICENSE)
MVM-XVRM-1024	VRM SOFTWARE LICENSE, 1024CH EXPANSION (E-LICENSE)
MVM-XVRM-128	VRM SOFTWARE LICENSE, 128CH EXPANSION (E-LICENSE)
MVM-XVRM-2048	VRM SOFTWARE LICENSE, 2048CH EXPANSION (E-LICENSE)
MVM-XVRM-256	VRM SOFTWARE LICENSE, 256CH EXPANSION (E-LICENSE)
MVM-XVRM-512	VRM SOFTWARE LICENSE, 512CH EXPANSION (E-LICENSE)
MVS-MVW	MONITOR WALL SOFTWARE (E-LICENSE)
NBC-455-21P	IP CAMERA, 1/3-INCH, COLOR, H.264, NTSC, POE, SD CARD SLOT
NBC-455-22IP	IP CAMERA, 1/3-INCH, COLOR, H.264, NTSC, POE, IVA FACTORY INSTALLED, SD CARD SLOT
NBC-455-28	IP CAMERA, COLOR, NIGHTSENSE, 2.8-10MM, 12VDC/24VAC, 60HZ, POE, SD CARD SLOT
NBC-455-28V	IP CAMERA, COLOR, NIGHTSENSE, 2.8-10MM, 12VDC/24VAC, 60HZ, POE, IVA-PREPARED, SD CARD SLOT
NBC-455-28W	IP CAMERA, COLOR, NIGHTSENSE, 2.8-10MM, 12VDC/24VAC, 60HZ, POE, MOUNT, SD CARD SLOT
NBC-455-28WW	IP CAMERA, COLOR, NIGHTSENSE, 2.8-10MM, 12VDC/24VAC, 60HZ, POE, IVA-PREPARED, MOUNT, SD CARD SLOT
NBC-455-55	IP CAMERA, COLOR, NIGHTSENSE, 5-50MM, 12VDC/24VAC, 60HZ, POE, SD CARD SLOT
NBC-455-55V	IP CAMERA, COLOR, NIGHTSENSE, 5-50MM, 12VDC/24VAC, 60HZ, POE, IVA-PREPARED, SD CARD SLOT
NBC-455-55W	IP CAMERA, COLOR, NIGHTSENSE, 5-50MM, 12VDC/24VAC, 60HZ, POE, MOUNT, SD CARD SLOT
NBC-455-55WW	IP CAMERA, COLOR, NIGHTSENSE, 5-50MM, 12VDC/24VAC, 60HZ, POE, IVA-PREPARED, MOUNT, SD CARD SLOT
NBN-498-21P	IP CAMERA, 1/3-INCH, 2X, DAY/NIGHT, WDR, H.264, NTSC, POE, SD CARD SLOT
NBN-498-22IP	IP CAMERA, 1/3-INCH, 2X, DAY/NIGHT, WDR, H.264, NTSC, POE, IVA FACTORY INSTALLED, SD CARD SLOT
NBN-498-28	IP CAMERA, DAY/NIGHT, 2X WDR, 2.8-11MM, 12VDC/24VAC, 60HZ, POE, SD CARD SLOT
NBN-498-28V	IP CAMERA, DAY/NIGHT, 2X WDR, 2.8-11MM, 12VDC/24VAC, 60HZ, POE, IVA-PREPARED, SD CARD SLOT
NBN-498-28W	IP CAMERA, DAY/NIGHT, 2X WDR, 2.8-11MM, 12VDC/24VAC, 60HZ, POE, MOUNT, SD CARD SLOT
NBN-498-28WW	IP CAMERA, DAY/NIGHT, 2X WDR, 2.8-11MM, 12VDC/24VAC, 60HZ, POE, IVA-PREPARED, MOUNT, SD CARD SLOT
NBN-498-75	IP CAMERA, DAY/NIGHT, 2X WDR, 7.5-50MM, 12VDC/24VAC, 60HZ, POE, SD CARD SLOT
NBN-498-75V	IP CAMERA, DAY/NIGHT, 2X WDR, 7.5-50MM, 12VDC/24VAC, 60HZ, POE, IVA-PREPARED, SD CARD SLOT
NBN-498-75W	IP CAMERA, DAY/NIGHT, 2X WDR, 7.5-50MM, 12VDC/24VAC, 60HZ, POE, MOUNT, SD CARD SLOT



NBN-498-75WV	IP CAMERA, DAY/NIGHT, 2X WDR, 7.5-50MM, 12VDC/24VAC, 60HZ, POE, IVA-PREPARED, MOUNT, SD CARD SLOT
NBN-733V-IP	IP CAMERA, 1 MP / HD 720p60, STARLIGHT, H.264, AUDIO, POE, SDXC CARD SLOT, IVA INSTALLED
NBN-733V-P	IP CAMERA, 1 MP / HD 720p60, STARLIGHT, H.264, AUDIO, POE, SDXC CARD SLOT
NBN-832-18W	IP CAMERA, HD 1080p, DAY/NIGHT, H.264, AUDIO, MOTION+, POE, SD CARD SLOT, 1.8-3MM, 24VAC, 60HZ, MOUNT
NBN-832-18WV	IP CAMERA, HD 1080p, DAY/NIGHT, H.264, AUDIO, POE, SD CARD SLOT, IVA INSTALLED, 1.8-3MM, 24VAC, 60HZ, MOUNT
NBN-832-38W	IP CAMERA, HD 1080p, DAY/NIGHT, H.264, AUDIO, MOTION+, POE, SD CARD SLOT, 3.8-13MM, 24VAC, 60HZ, MOUNT
NBN-832-38WV	IP CAMERA, HD 1080p, DAY/NIGHT, H.264, AUDIO, POE, SD CARD SLOT, IVA INSTALLED, 3.8-13MM, 24VAC, 60HZ, MOUNT
NBN-832-94W	IP CAMERA, HD 1080p, DAY/NIGHT, H.264, AUDIO, MOTION+, POE, SD CARD SLOT, 9-40MM, 24VAC, 60HZ, MOUNT
NBN-832-94WV	IP CAMERA, HD 1080p, DAY/NIGHT, H.264, AUDIO, POE, SD CARD SLOT, IVA INSTALLED, 9-40MM, 24VAC, 60HZ, MOUNT
NBN-832V-IP	IP CAMERA, HD 1080p, DAY/NIGHT, H.264, AUDIO, MOTION+, POE, SD CARD SLOT, IVA INSTALLED
NBN-832V-P	IP CAMERA, HD 1080p, DAY/NIGHT, H.264, AUDIO, MOTION+, POE, SD CARD SLOT
NBN-932V-IP	IP CAMERA, 2 MP / HD 1080p, DAY/NIGHT, HDR H.264, AUDIO, POE, SDXC CARD SLOT, IVA INSTALLED
NDC-455V03-21P	IP FLEXIDOME, 1/3-INCH COLOR, NIGHTSENSE, 2.8-10MM, H.264, NTSC, POE, RECESSED MT, SD CARD SLOT
NDC-455V03-21PS	IP FLEXIDOME, 1/3-INCH COLOR, NIGHTSENSE, 2.8-10MM, H.264, NTSC, POE, SMB, SD CARD SLOT
NDC-455V03-22IP	IP FLEXIDOME, 1/3-INCH COLOR, NIGHTSENSE, 2.8-10MM, H.264, NTSC, POE, IVA factory installed, RECESSED MT, SD CARD SLOT
NDC-455V03-22IPS	IP FLEXIDOME, 1/3-INCH COLOR, NIGHTSENSE, 2.8-10MM, H.264, NTSC, POE, IVA factory installed, SMB, SD CARD SLOT
NDC-455V09-21P	IP FLEXIDOME, 1/3-INCH COLOR, NIGHTSENSE, 9-22MM, H.264, NTSC, POE, RECESSED MT, SD CARD SLOT
NDC-455V09-21PS	IP FLEXIDOME, 1/3-INCH COLOR, NIGHTSENSE, 9-22MM, H.264, NTSC, POE, SMB, SD CARD SLOT
NDC-455V09-22IP	IP FLEXIDOME, 1/3-INCH COLOR, NIGHTSENSE, 9-22MM, H.264, NTSC, POE, IVA factory installed, RECESSED MT, SD CARD SLOT
NDC-455V09-22IPS	IP FLEXIDOME, 1/3-INCH COLOR, NIGHTSENSE, 9-22MM, H.264, NTSC, POE, IVA factory installed, SMB, SD CARD SLOT
NDN-498V03-21P	IP FLEXIDOME, 2X DAY/NIGHT, 1/3-INCH, 2.8-10MM, H.264, NTSC, POE, RECESSED MT, SD CARD SLOT
NDN-498V03-21PS	IP FLEXIDOME, 2X DAY/NIGHT, 1/3-INCH, 2.8-10MM, H.264, NTSC, POE, SURFACE MT, SD CARD SLOT
NDN-498V03-22IP	IP FLEXIDOME, 2X DAY/NIGHT, 1/3-INCH, 2.8-10MM, H.264, NTSC, POE, IVA factory installed, RECESSED MT, SD CARD SLOT
NDN-498V03-22IPS	IP FLEXIDOME, 2X DAY/NIGHT, 1/3-INCH, 2.8-10MM, H.264, NTSC, POE, IVA factory installed, SURFACE MT, SD CARD SLOT
NDN-498V06-22IPS	IP FLEXIDOME, 2X DAY/NIGHT, 1/3-INCH, 6-50MM, H.264, NTSC, POE, IVA INSTALLED, SURFACE MT, SD CARD SLOT
NDN-498V09-21P	IP FLEXIDOME, 2X DAY/NIGHT, 1/3-INCH, 9-22MM, H.264, NTSC, POE, RECESSED MT, SD CARD SLOT
NDN-498V09-21PS	IP FLEXIDOME, 2X DAY/NIGHT, 1/3-INCH, 9-22MM, H.264, NTSC, POE, SURFACE MT, SD CARD SLOT
NDN-498V09-22IP	IP FLEXIDOME, 2X DAY/NIGHT, 1/3-INCH, 9-22MM, H.264, NTSC, POE, IVA factory installed, RECESSED MT, SD CARD SLOT
NDN-498V09-22IPS	IP FLEXIDOME, 2X DAY/NIGHT, 1/3-INCH, 9-22MM, H.264, NTSC, POE, IVA factory installed, SURFACE MT, SD CARD SLOT
NDN-733V02-IP	IP FLEXIDOME RD, 1 MP / HD 720p60, STARLIGHT, 1.8-3MM, H.264, AUDIO, POE, SDXC CARD SLOT, IVA INSTALLED
NDN-733V02-P	IP FLEXIDOME RD, 1 MP / HD 720p60, STARLIGHT, 1.8-3MM, H.264, AUDIO, POE, SDXC CARD SLOT
NDN-733V03-IP	IP FLEXIDOME RD, 1 MP / HD 720p60, STARLIGHT, 3.8-13MM AUDIO, POE, SDXC CARD SLOT, IVA INSTALLED

NDN-733V03-P	IP FLEXIDOME RD, 1 MP / HD 720p60, STARLIGHT, 3.8-13MM AUDIO, POE, SDXC CARD SLOT
NDN-733V09-IP	IP FLEXIDOME RD, 1 MP / HD 720p60, STARLIGHT, 9-40MM AUDIO, POE, SDXC CARD SLOT, IVA INSTALLED
NDN-733V09-P	IP FLEXIDOME RD, 1 MP / HD 720p60, STARLIGHT, 9-40MM AUDIO, POE, SDXC CARD SLOT
NDN-832V02-IP	IP FLEXIDOME, HD 1080p, DAY/NIGHT, 1.8-3MM, H.264, AUDIO, POE, IVA INSTALLED, SD CARD SLOT
NDN-832V02-P	IP FLEXIDOME, HD 1080p, DAY/NIGHT, 1.8-3MM, H.264, AUDIO, POE, MOTION+, SD CARD SLOT
NDN-832V03-IP	IP FLEXIDOME, HD 1080p, DAY/NIGHT, 3.8-13MM, H.264, AUDIO, POE, IVA INSTALLED, SD CARD SLOT
NDN-832V03-P	IP FLEXIDOME, HD 1080p, DAY/NIGHT, 3.8-13MM, H.264, AUDIO, POE, MOTION+, SD CARD SLOT
NDN-832V09-IP	IP FLEXIDOME, HD 1080p, DAY/NIGHT, 9-40MM, H.264, AUDIO, POE, IVA INSTALLED, SD CARD SLOT
NDN-832V09-P	IP FLEXIDOME, HD 1080p, DAY/NIGHT, 9-40MM, H.264, AUDIO, POE, MOTION+, SD CARD SLOT
NDN-921V03-IP	IP FLEXIDOME, HD 720p, DAY/NIGHT, 3-9MM, H.264, AUDIO, POE, IVA INSTALLED, RECESSED MT, SD CARD SLOT
NDN-921V03-IPS	IP FLEXIDOME, HD 720p, DAY/NIGHT, 3-9MM, H.264, AUDIO, POE, IVA INSTALLED, SURFACE MT, SD CARD SLOT
NDN-932V02-IP	IP FLEXIDOME, 2 MP / HD 1080p, DAY/NIGHT, 1-HDR, 1.8-3MM, H.264, AUDIO, POE, IVA INSTALLED, SDXC CARD SLOT
NDN-932V03-IP	IP FLEXIDOME, 2 MP / HD 1080p, DAY/NIGHT, HDR, 3.8-13MM, H.264, AUDIO, POE, IVA INSTALLED, SDXC CARD SLOT
NDN-932V09-IP	IP FLEXIDOME, 2 MP / HD 1080p, DAY/NIGHT, HDR, 9-40MM, H.264, AUDIO, POE, IVA INSTALLED, SDXC CARD SLOT
NEA-IP200B-FS3	EXTREME-SERIES IVA 3.0 VCA LICENSE
NEC-368F02-21W	IP VANDAL PROOF CORNER CAM, 1/3" HI-RES COLOUR, 520TVL, 2.5MM LENS, NTSC
NEI-308V05-23WE	IP IR IMAGER, DINION 850NM, NTSC
NEI-309V05-23WE	IP IR IMAGER, DINION 940NM, NTSC
NEI-368F02-21W	IP VANDAL PROOF CORNER CAM, 1/3" EXTENDED DAY/NIGHT, 550/570TVL, 850NM IR, 2.5MM LENS, NTSC
NEI-369F02-21W	IP VANDAL PROOF CORNER CAM, 1/3" EXTENDED DAY/NIGHT, 550/570TVL, 940NM IR, 2.5MM LENS, NTSC
NER-L2R1-2	DINION CAPTURE 5000 IP LICENSE PLATE READER WITH LED CAMERA, 12.5-21FT CAPTURE RANGE, NTSC, W/BACKET
NER-L2R2-2	DINION CAPTURE 5000 IP LICENSE PLATE READER WITH LED CAMERA, 18-30FT CAPTURE RANGE, NTSC, W/BACKET
NER-L2R3-2	DINION CAPTURE 5000 IP LICENSE PLATE READER WITH LED CAMERA, 26-45FT CAPTURE RANGE, NTSC, W/BACKET
NER-L2R4-2	DINION CAPTURE 5000 IP LICENSE PLATE READER WITH LED CAMERA, 37-54FT CAPTURE RANGE, NTSC, W/BACKET
NER-L2R5-2	DINION CAPTURE 5000 IP LICENSE PLATE READER WITH LED CAMERA, 54-92FT CAPTURE RANGE, NTSC, W/BACKET
NIN-733-V03IP	FLEXIDOME HD 720p60 starlight VR 3-9MM SR-LENS, SDXC CARD SLOT, IVA INSTALLED
NIN-733-V03IPS	FLEXIDOME HD 720p60 starlight VR 3-9MM SR-LENS, SDXC CARD SLOT, IVA INSTALLED, SMB
NIN-733-V03P	FLEXIDOME HD 720p60 starlight VR 3-9MM SR-LENS, SDXC CARD SLOT
NIN-733-V03PS	FLEXIDOME HD 720p60 starlight VR 3-9MM SR-LENS, SDXC CARD SLOT, SMB
NIN-733-V10IP	FLEXIDOME HD 720p60 starlight VR 10-23MM SR-LENS, SDXC CARD SLOT, IVA INSTALLED
NIN-733-V10IPS	FLEXIDOME HD 720p60 starlight VR 10-23MM SR-LENS, SDXC CARD SLOT, IVA INSTALLED, SMB
NIN-733-V10P	FLEXIDOME HD 720p60 starlight VR 10-23MM SR-LENS, SDXC CARD SLOT
NIN-733-V10PS	FLEXIDOME HD 720p60 starlight VR 10-23MM SR-LENS, SDXC CARD SLOT, SMB
NIN-832-V03IP	FLEXIDOME HD 1080p VR 3-9MM SR-LENS, SDXC CARD SLOT, IVA INSTALLED
NIN-832-V03IPS	FLEXIDOME HD 1080p VR 3-9MM SR-LENS, SDXC CARD SLOT, IVA INSTALLED, SMB
NIN-832-V03P	FLEXIDOME HD 1080p VR 3-9MM SR-LENS, SDXC CARD SLOT
NIN-832-V03PS	FLEXIDOME HD 1080p VR 3-9MM SR-LENS, SDXC CARD SLOT, SMB
NIN-832-V10IP	FLEXIDOME HD 1080p VR 10-23MM SR-LENS, SDXC CARD SLOT, IVA INSTALLED
NIN-832-V10IPS	FLEXIDOME HD 1080p VR 10-23MM SR-LENS, SDXC CARD SLOT, IVA INSTALLED, SMB
NIN-832-V10P	FLEXIDOME HD 1080p VR 10-23MM SR-LENS, SDXC CARD SLOT
NIN-832-V10PS	FLEXIDOME HD 1080p VR 10-23MM SR-LENS, SDXC CARD SLOT, SMB
NIN-932-V03IP	FLEXIDOME HD 1080p30 HDR VR 3-9MM SR-LENS, SDXC CARD SLOT, IVA INSTALLED
NIN-932-V03IPS	FLEXIDOME HD 1080p30 HDR VR 3-9MM SR-LENS, SDXC CARD SLOT, IVA INSTALLED, SMB
NIN-932-V10IP	FLEXIDOME HD 1080p30 HDR VR 10-23MM SR-LENS, SDXC CARD SLOT, IVA INSTALLED
NIN-932-V10IPS	FLEXIDOME HD 1080p30 HDR VR 10-23MM SR-LENS, SDXC CARD SLOT, IVA INSTALLED, SMB

NPD-6001A	MIDSPAN, SINGLE PORT, 60W, AC IN
NUC-50022-F2	1080p IP MICRODOME, EDN, 2.5MM UW-FOV, AUDIO, MOTION+, MICRO SDXC SLOT, VANDAL-RESISTANT, IP66, INDOOR/OUTDOOR, 12VDC/24VDC/POE
NUC-50022-F2M	1080p IP MICRODOME, EDN, 2.5MM UW-FOV, AUDIO, MOTION+, MICRO SDXC SLOT, VANDAL-RESISTANT, IP66, INDOOR/OUTDOOR, INTERIOR VEHICLE MOUNTING, POE
NUC-50051-F2	5 MP IP MICRODOME, EDN, 2.5MM UW-FOV, AUDIO, MOTION+, MICRO SDXC SLOT, VANDAL-RESISTANT, IP66, INDOOR/OUTDOOR, 12VDC/24VDC/POE
NUC-50051-F2M	5 MP IP MICRODOME, EDN, 2.5MM UW-FOV, AUDIO, MOTION+, MICRO SDXC SLOT, VANDAL-RESISTANT, IP66, INDOOR/OUTDOOR, INTERIOR VEHICLE MOUNTING, POE
PSU-124-DC050	UNIVERSAL POWER SUPPLY 24V DC 50W
PSU-224-DC100	UNIVERSAL ILLUMINATOR POWER SUPPLY 2X24V DC 100W FOR AEGIS UFLED AND SUPERLED
REG-X-816-XE	REG X CLOSE RANGE LICENSE PLATE READER. 16MM LENS MONO, 15-25 FT. PSU SEPARATE
S1374	ADAPTER - CONVERTS C MOUNT LENS TO CS MOUNT CAMERA
S1381	ADAPTER - CONVERTS 6 PIN LENS CONNECTOR (D6) TO 4 PIN (EIA-J) CONNECTOR
S1385	GUI CONTROL CABLE FOR SYSTEM4
S1460	1-METER SERVICE/MONITOR CABLE FOR FLEXIDOME VF, XT+, XF AND DN SERIES
SFP-2	SFP FIBER MODULE, MULTI-MODE, 1310NM, 2KM DISTANCE, 2LC FIBER CONNECTORS
SFP-25	SFP FIBER MODULE, MULTI-MODE, 1310/1550NM, 2KM DISTANCE, 1SC FIBER CONNECTOR
SFP-26	SFP FIBER MODULE, MM, 1550/1310NM, 2KM DISTANCE, 1SC FIBER CONNECTOR
SFP-3	SFP FIBER MODULE, SINGLE MODE, 1310NM, 20KM DISTANCE, 2LC FIBER CONNECTORS
SLED10-8BD	SuperLED 3D DIFFUSER 850nm 10 degrees Excludes PSU
SLED10-9BD	SuperLED 3D DIFFUSER 940nm 10 degrees Excludes PSU
SLED10-WBD	AEGIS SUPERLED WHITE LIGHT 10 DEGREE BEAM
SLED120-8BD	SuperLED 3D DIFFUSER 850nm 120 degrees Excludes PSU
SLED20-8BD	SuperLED 3D DIFFUSER 850nm 20 degrees Excludes PSU
SLED30-8BD	SuperLED 3D DIFFUSER 850nm 30 degrees Excludes PSU
SLED30-9BD	SuperLED 3D DIFFUSER 940nm 30 degrees Excludes PSU
SLED30-WBD	AEGIS SUPERLED WHITE LIGHT 30 DEGREE BEAM
SLED60-8BD	SuperLED 3D DIFFUSER 850nm 60 degrees Excludes PSU
SLED60-9BD	SuperLED 3D DIFFUSER 940nm 60 degrees Excludes PSU
SLED60-WBD	AEGIS SUPERLED WHITE LIGHT 60 DEGREE BEAM
SLED95-8BD	SuperLED 3D DIFFUSER 850nm 95 degrees Excludes PSU
ST660	MOUNT, LCD 32-INCH TO 60-INCH, WALL, TILT, BLACK
TC8235GIT	GROUND LOOP ISOLATION TRANSFORMER
TC9201	MOUNT, INDOOR, 8-INCH, 20 LB MAX LOAD, BLACK FINISH
TC9208	MOUNT, INDOOR, 8-INCH, 9 LB MAX LOAD, ALUMINUM FINISH
TC9210U	MOUNT, INDOOR, UNIVERSAL WALL/CEILING GRID, 10 LB MAX LOAD, OFF-WHITE FINISH
TC9210US	MOUNT, INDOOR, UNIVERSAL WALL/CEILING GRID, 10 LB MAX LOAD, ALUMINUM FINISH
TC9212	MOUNT, INDOOR, 9.6-INCH TO 16.3-INCH, 22 LB MAX LOAD, ALUMINUM/BLACK FINISH
TC9311PM3T	INSTALLATION TOOL FOR TC9311PM3, LTC 9213 & LTC 9225 POLE MOUNT ADAPTERS
TC9376H	HOUSING, INDOOR, DROP CEILING MOUNT, 360 DEGREE ROTATION
UFLED10-8BD	AEGIS INTELLIGENT-IR™ UFLED ILLUMINATOR, 10°, 850NM
UFLED10-9BD	AEGIS INTELLIGENT-IR™ UFLED ILLUMINATOR, 10°, 940NM
UFLED10-WBD	AEGIS INTELLIGENT WHITE LIGHT™ UFLED ILLUMINATOR, 10°
UFLED120-8BD	AEGIS INTELLIGENT-IR™ UFLED ILLUMINATOR, 120°, 850NM
UFLED120-WBD	AEGIS INTELLIGENT WHITE LIGHT™ UFLED ILLUMINATOR, 120°
UFLED20-8BD	AEGIS INTELLIGENT-IR™ UFLED ILLUMINATOR, 20°, 850NM
UFLED20-9BD	AEGIS INTELLIGENT-IR™ UFLED ILLUMINATOR, 20°, 940NM
UFLED20-WBD	AEGIS INTELLIGENT WHITE LIGHT™ UFLED ILLUMINATOR, 20°
UFLED30-8BD	AEGIS INTELLIGENT-IR™ UFLED ILLUMINATOR, 30°, 850NM
UFLED30-9BD	AEGIS INTELLIGENT-IR™ UFLED ILLUMINATOR, 30°, 940NM
UFLED30-WBD	AEGIS INTELLIGENT WHITE LIGHT™ UFLED ILLUMINATOR, 30°
UFLED60-8BD	AEGIS INTELLIGENT-IR™ UFLED ILLUMINATOR, 60°, 850NM
UFLED60-9BD	AEGIS INTELLIGENT-IR™ UFLED ILLUMINATOR, 60°, 940NM
UFLED60-WBD	AEGIS INTELLIGENT WHITE LIGHT™ UFLED ILLUMINATOR, 60°
UFLED95-8BD	AEGIS INTELLIGENT-IR™ UFLED ILLUMINATOR, 95°, 850NM
UFLED95-9BD	AEGIS INTELLIGENT-IR™ UFLED ILLUMINATOR, 95°, 940NM
UFLED95-WBD	AEGIS INTELLIGENT WHITE LIGHT™ UFLED ILLUMINATOR, 95°
UFLED-CL-5M	5M (16.4FT) REMOTE TELEMETRY OR DAY-NIGHT SWITCHING CABLE FOR AEGIS UFLED
UFLED-CL-1M	1M (3.3FT) TELEMETRY LINK CABLE FOR AEGIS UFLED
UHI-OG-D	HOUSING, INDOOR, FOR CAMERA/LENS TO 12.5-INCH

UHI-OGS-0	HOUSING, INDOOR. SUNSHIELD INCLUDED
UHI-SBG-0	HOUSING, INDOOR. INCLUDES MOUNT
UHO-HBGS-10	HOUSING, OUTDOOR, IP66/NEMA-4X. w/HEATER, BLOWER, SUNSHIELD, 24VAC, 50/60HZ
UHO-HBGS-60	HOUSING, OUTDOOR, IP66/NEMA-4X. w/HEATER, BLOWER, SUNSHIELD, 120VAC, 50/60HZ
UHO-HBPS-10	HOUSING, OUTDOOR, IP66/NEMA-4X, w/HEATER, BLOWER, SUNSHIELD, 4 PIN, 24VAC, 50/60HZ
UHO-HGS-10	HOUSING, OUTDOOR, IP66/NEMA-4X, w/HEATER, SUNSHIELD, 24VAC, 50/60HZ
UML-151-90	15-INCH COLOR LCD MONITOR, 3D IMAGE, 500 TVL, 1024 X 768 RESOLUTION, VGA, CVBS, AUDIO, 120/230VAC, 50/60 HZ
UML-171-90	17-INCH COLOR LCD MONITOR, 3D IMAGE, 500 TVL, 1280 X 1024 RESOLUTION, VGA, CVBS, AUDIO, 120/230VAC, 50/60 HZ
UML-172-90	17-INCH COLOR LCD MONITOR, 1280 X 1024 RESOLUTION, VGA, DVI, HDMI, CVBS, AUDIO, 120/230VAC, 50/60 HZ
UML-191-90	19-INCH COLOR LCD MONITOR, 3D IMAGE, 500 TVL, 1280 X 1024 RESOLUTION, VGA, CVBS, AUDIO, 120/230VAC, 50/60 HZ
UML-192-90	19-INCH COLOR LCD MONITOR, 1280 X 1024 RESOLUTION, VGA, DVI, HDMI, CVBS, AUDIO, 120/230VAC, 50/60 HZ
UML-19P-90	19-INCH COLOR LCD MONITOR, 1280 X 1024 RESOLUTION, VGA, DVI, AUDIO, 120/230VAC, 50/60 HZ
UML-202-90	20-INCH COLOR LCD MONITOR, 1600 X 1200 RESOLUTION, VGA, DVI, HDMI, CVBS, AUDIO, 120/230VAC, 50/60 HZ
UML-273-90	27-INCH FULL HD COLOR LED MONITOR, 1920 x 1080 RESOLUTION, VGA, DVI, HDMI, CVBS, AUDIO, 120/230VAC, 50/60 HZ, STAND SOLD SEPARATE
UML-323-90	32-INCH FULL HD COLOR LED MONITOR, 1920 x 1080 RESOLUTION, VGA, DVI, HDMI, CVBS, AUDIO, 120/230VAC, 50/60 HZ, STAND SOLD SEPARATE
UML-423-90	42-INCH FULL HD COLOR LED MONITOR, 1920 x 1080 RESOLUTION, VGA, DVI, HDMI, CVBS, AUDIO, 120/230VAC, 50/60 HZ, 50/60 HZ, STAND SOLD SEPARATE
UML-553-90	55-INCH FULL HD COLOR LED MONITOR, 1920 x 1080 RESOLUTION, VGA, DVI, HDMI, CVBS, AUDIO, 120/230VAC, 50/60 HZ, 50/60 HZ, STAND SOLD SEPARATE
UMM-LCDUB-RM	RACK MOUNT BRACKET, SUPPORTS DUAL 8.4-INCH AND SINGLE 8.4 TO 19-INCH
UMM-LED32-SD	TABLE STAND FOR UML-323 32" LED MONITOR, BLACK
UMM-LED42-SD	TABLE STAND FOR UML-553 AND 423 LED MONITOR
UMM-LW-20B	MONITOR MOUNT, WALL, FIXED, FOR LCD MONITORS UP TO 26-INCHES. SUPPORT UP TO 26.5 LBS (12kg)
UMM-LW-30B	MONITOR MOUNT, WALL, TILT/SWIVEL, FOR LCD MONITORS 26-INCHES. SUPPORT UP TO 26.5 LBS (12kg)
UMM-WMT-32	TILT WALL MOUNT FOR UML-323 32" LED MONITOR, BLACK
UNIFP	REPLACEMENT BULB KIT UF500
UPA-1216-50	POWER SUPPLY INPUT, 100-240 VAC, 50-60 HZ; OUTPUT: 12 DC 1.25A
UPA-1220-60	POWER SUPPLY, 120VAC 60Hz, 12VDC 1A OUTPUT
UPA-12300-60	POWER SUPPLY, 120 VAC 60Hz INPUT, 12VDC 300mA OUTPUT
UPA-1509-60	POWER SUPPLY, 120VAC 60Hz, 15VDC 9VA OUTPUT
UPA-2410-60	POWER SUPPLY, 120 VAC 60 Hz INPUT, 24 VAC 10 VA OUTPUT
UPA-2430-60	POWER SUPPLY, 120VAC, 60HZ INPUT, 24VAC, 60HZ, 30VA OUTPUT
UPA-2450-60	POWER SUPPLY, 120VAC 60Hz INPUT, 24VAC 50VA OUTPUT
UPH-C485N-L8120	CAMERA/LENS SLED ASSEMBLY FOR HSPS INCLUDES LTC 0485 DINION XF 1/3-INCH NTSC WDR COLOR CAMERA AND LTC 3293/30 8-120MM ZOOM LENS
UPH-C498N-L8120	CAMERA/LENS SLED ASSEMBLY FOR HSPS INCLUDES LTC 0498 DINION 2X 1/3-INCH NTSC D/N COLOR CAMERA AND LTC 3293/30 8-120MM ZOOM LENS
UPH-C498N-L8585	CAMERA/LENS SLED ASSEMBLY FOR HSPS INCLUDES LTC 0498 DINION 2X 1/3-INCH NTSC D/N CAMERA AND LTC 3783/51 8.5-85MM IR CORRECTED ZOOM LENS
UPH-C498N-L86154	CAMERA/LENS ASSEMBLY FOR HSPS INCLUDES LTC 0498 DINION 2X 1/3" 540 TVL, D/N CAMERA AND 8.6-154MM IR CORRECTED ZOOM LENS, NTSC
UPH-C610N-L8120	CAMERA/LENS SLED ASSEMBLY FOR HSPS INCLUDES LTC 0610 DINION XF 1/2-INCH NTSC WDR COLOR CAMERA AND LTC 3293/30 8-120MM ZOOM LENS
UPH-C630N-L8120	CAMERA/LENS SLED ASSEMBLY FOR HSPS INCLUDES LTC 0630 DINION 2X 1/2-INCH NTSC D/N COLOR CAMERA AND LTC 3293/30 8-120MM ZOOM LENS
UPH-C630N-L8585	CAMERA/LENS SLED ASSEMBLY FOR HSPS INCLUDES LTC 0630 DINION 2X 1/2-INCH NTSC D/N CAMERA AND LTC 3783/51 8.5-85MM IR CORRECTED ZOOM LENS
UPH-C630N-L86154	CAMERA/LENS ASSEMBLY FOR HSPS INCLUDES LTC 0630 DINION 2X 1/2" 540 TVL D/N CAMERA AND 8.6-154MM IR CORRECTED ZOOM LENS, NTSC
UPH-HD-230	HSPS INTEGRATED POSITIONING SYSTEM BASE WITH EMPTY HOUSING FOR DINION CAMERA/LENS ASSEMBLY NO WIPER, 230VAC

UPH-HD-24	HSPS INTEGRATED POSITIONING SYSTEM BASE WITH EMPTY HOUSING FOR DINION CAMERA/LENS ASSEMBLY NO WIPER, 24VAC
UPH-HWD-120	HSPS INTEGRATED POSITIONING SYSTEM BASE WITH EMPTY HOUSING FOR DINION CAMERA/LENS ASSEMBLY INCLUDES WIPER, 120VAC
UPH-HWD-230	HSPS INTEGRATED POSITIONING SYSTEM BASE WITH EMPTY HOUSING FOR DINION CAMERA/LENS ASSEMBLY INCLUDES WIPER, 230VAC
UPH-HWD-24	HSPS INTEGRATED POSITIONING SYSTEM BASE WITH EMPTY HOUSING FOR DINION CAMERA/LENS ASSEMBLY INCLUDES WIPER, 24VAC (NO TRANSFORMER)
UPH-HWDIR-24	HSPS INTEGRATED POSITIONING SYSTEM BASE WITH EMPTY HOUSING FOR DINION CAMERA/LENS ASSEMBLY INCLUDES IR BRACKET/WIRING AND WIPER, 24VAC (NO TRANSFORMER)
VBC-4075-C21	DINION 1/3" 960H ELECTRONIC D/N, DWDR, NTSC LV
VBN-4075-C21	DINION 1/3" 960H TRUE D/N, DWDR, NTSC LV
VBN-5085-C21	DINION 1/3" 960H TRUE D/N, WDR, NTSC LV
VCD-811-ICT	2MP / HD 1080P PTZ DOME FOR CONFERENCE SYSTEMS ONLY, CCL*
VCD-811-IWT	2MP / HD 1080P PTZ DOME FOR CONFERENCE SYSTEMS ONLY, WHITE*
VDA-445DMY-S	FLEXIDOME DUMMY CAMERA, INDOOR, SURFACE MOUNTED
VDA-445SMB	SURFACE MOUNT BOX FOR FLEXIDOME-ANALOG VF MODELS
VDA-455CBL	CLEAR DOME, FOR FLEXIDOME SERIES
VDA-455SMB	SURFACE MOUNT BOX FOR FLEXIDOME-ANALOG VANDAL MODELS
VDA-455SMB-IP	SURFACE MOUNT BOX FOR FLEXIDOME-IP MODELS
VDA-455TBL	TINTED DOME, FOR FLEXIDOME SERIES
VDA-455UTP	BNC TO UTP TRANSCEIVER MODULE
VDA-832FHD-PMT	PENDANT PIPE MOUNT FOR FLEXIDOME IP 1080p
VDA-832FHD-WMT	WALL MOUNT FOR FLEXIDOME IP 1080p
VDA-CMT-DOME	CORNER MOUNT FOR FLEXIDOME, CONCAVE
VDA-PLEN-DOME	PLENUM-RATED IN-CEILING MOUNT KIT FOR IP FLEXIDOMES NDC-455, NDN-498, NDN-921, AND NIN SERIES; INCL ANALOG FLEXIDOMES VDC-455, VDC-465, VDN-498 SERIES
VDA-PMTC-DOME	PENDANT PIPE CAP ONLY FOR FLEXIDOME
VDA-PMT-DOME	PENDANT PIPE MOUNT FOR FLEXIDOME
VDA-WMT-DOME	WALL MOUNT FOR FLEXIDOME
VDC-445V03-20S	CAMERA FLEXIDOME-VF, COLOR NTSC, 540TVL, 12VDC/24VAC 60HZ, W/2.6-6MM F1.4 VARIFOVAL, WHITE, SMB
VDC-445V04-20S	CAMERA FLEXIDOME-VF COLOR NTSC, 540TVL, 12VDC/24VAC 60HZ, W/4-9MM F1.6 VARIFOVAL, WHITE, SMB
VDC-445V09-20S	CAMERA FLEXIDOME-VF, COLOR NTSC, 540TVL, 12VDC/24VAC 60HZ, 9-22MM F1.4 VF LENS, WHITE, SMB
VDC-455V03-20	CAMERA FLEXIDOME-XT+, COLOR NTSC, 540TVL, 12VDC/24VAC 60HZ, W/2.6-6MM F1.4 VARIFOVAL, WHITE
VDC-455V03-20S	CAMERA FLEXIDOME-XT+, COLOR NTSC, 540TVL, 12VDC/24VAC 60HZ, W/2.6-6MM F1.4 VARIFOVAL, WHITE, SMB
VDC-455V04-20	CAMERA FLEXIDOME-XT+, COLOR NTSC, 540TVL, 12VDC/24VAC 60HZ, W/3.7-12MM F1.6 VARIFOVAL, WHITE
VDC-455V04-20S	CAMERA FLEXIDOME-XT+, COLOR NTSC, 540TVL, 12VDC/24VAC 60HZ, W/3.7MM-12MM F1.6 VARIFOVAL, WHITE, SMB
VDC-455V09-20	CAMERA FLEXIDOME-XT+, COLOR NTSC, 540TVL, 12VDC/24VAC 60HZ, 9-22MM F1.4 VF LENS, WHITE
VDC-455V09-20S	CAMERA FLEXIDOME-XT+, COLOR NTSC, 540TVL, 12VDC/24VAC 60HZ, 9-22MM F1.4 VF LENS, WHITE, SMB
VDC-480V03-20S	CAMERA FLEXIDOME-XF, COLOR NTSC, 540TVL, 12VDC/24VAC 60HZ, 3-9.5MM F1.4 VF LENS, WHITE, SMB
VDC-480V04-20S	CAMERA FLEXIDOME-XF, COLOR NTSC, 540TVL, 12VDC/24VAC 60HZ, 3.7-12MM F1.4 VF LENS, WHITE, SMB
VDC-480V09-20S	CAMERA FLEXIDOME-XF, COLOR NTSC, 540TVL, 12VDC/24VAC 60HZ, 9-22MM F1.4 VF LENS, WHITE, SMB
VDC-485V03-20	CAMERA FLEXIDOME-XF, COLOR NTSC, 540TVL, 12VDC/24VAC 60HZ, W/3-9.5MM F1.0 VARIFOVAL, WHITE
VDC-485V03-20S	CAMERA FLEXIDOME-XF, COLOR NTSC, 540TVL, 12VDC/24VAC 60HZ, W/3-9.5MM F1.0 VARIFOVAL, WHITE, SMB

VDC-485V04-20	CAMERA FLEXIDOME-XF, COLOR NTSC, 540TVL, 12VDC/24VAC 60HZ, W/3.7-12MM F1.6 VARIFOCA, WHITE
VDC-485V04-20S	CAMERA FLEXIDOME-XF, COLOR NTSC, 540TVL, 12VDC/24VAC 60HZ, W/3.7-12MM F1.6 VARIFOCA, WHITE, SMB
VDC-485V09-20	CAMERA FLEXIDOME-XF, COLOR NTSC, 540TVL, 12VDC/24VAC 60HZ, 9-22MM F1.4 VF LENS, WHITE
VDC-485V09-20S	CAMERA FLEXIDOME-XF, COLOR NTSC, 540TVL, 12VDC/24VAC 60HZ, 9-22MM F1.4 VF LENS, WHITE, SMB
VDN-498V03-21	FLEXIDOME 2X, DAY/NIGHT, WDR, 540TVL, NTSC, 12VDC/24VAC, 50HZ, 2.8-10MM F1.2 VARIFOCA, WHITE, RECESSED MOUNT
VDN-498V03-21S	FLEXIDOME 2X, DAY/NIGHT, WDR, 540TVL, NTSC, 12VDC/24VAC, 60HZ, 2.8-10MM F1.2 VARIFOCA, WHITE, SURFACE MOUNT
VDN-498V06-21	FLEXIDOME 2X, DAY/NIGHT, WDR, 540TVL, NTSC, 12VDC/24VAC, 60HZ, 6-50MM F1.4 VARIFOCA, WHITE, RECESSED MOUNT
VDN-498V06-21S	FLEXIDOME 2X, DAY/NIGHT, WDR, 540TVL, NTSC, 12VDC/24VAC, 60HZ, 6-50MM F1.4 VARIFOCA, WHITE, SURFACE MOUNT
VDN-498V09-21	FLEXIDOME 2X, DAY/NIGHT, WDR, 540TVL, NTSC, 12VDC/24VAC, 60HZ, 9-22MM F1.4 VARIFOCA, WHITE, RECESSED MOUNT
VDN-498V09-21S	FLEXIDOME 2X, DAY/NIGHT, WDR, 540TVL, NTSC, 12VDC/24VAC, 60HZ, 9-22MM F1.4 VARIFOCA, WHITE, SURFACE MOUNT
VDN-5085-V321	FLEXIDOME 960H TRUE D/N WDR 2.8-10.5MM NTSC
VDN-5085-V321S	FLEXIDOME 960H TRUE D/N WDR 2.8-10.5MM NTSC+SMB
VDN-5085-V921	FLEXIDOME 960H TRUE D/N WDR 9-22MM NTSC
VDN-5085-V921S	FLEXIDOME 960H TRUE D/N WDR 9-22MM NTSC+SMB
VDN-5085-VA21	FLEXIDOME 960H TRUE D/N WDR 18-50MM NTSC
VDN-5085-VA21S	FLEXIDOME 960H TRUE D/N WDR 18-50MM NTSC+SMB
VEI-308V05-23W	ANALOG IR IMAGER, DINION 850NM, NTSC
VEI-309V05-23W	ANALOG IR IMAGER, DINION 940NM, NTSC
VEN-650V05-2A3	EX65 EXPLOSION PROTECTED CAMERA, ALUMINUM, DAY/NIGHT, 1/3-INCH CCD, 2X DSP, 5-50MM, NTSC, 12-24VDC/AC
VEN-650V05-2A3F	EX65 EXPLOSION PROTECTED CAMERA, ALUMINUM, DAY/NIGHT, 1/3-INCH CCD, 2X DSP, 5-50MM, NTSC, FIBER, 12-24VDC/AC
VEN-650V05-2S3	EX65 EXPLOSION PROTECTED CAMERA, STAINLESS STEEL, DAY/NIGHT, 1/3-INCH CCD, 2X DSP, 5-50MM, NTSC, 12-24VDC/AC
VEN-650V05-2S3F	EX65 EXPLOSION PROTECTED CAMERA, STAINLESS STEEL, DAY/NIGHT, 1/3-INCH CCD, 2X DSP, 5-50MM, NTSC, FIBER, 12-24VDC/AC
VER-D2R1-2	DINION CAPTURE 7000 DUAL LICENSE PLATE READER WITH LED CAMERA, 12.5-21FT CAPTURE RANGE, NTSC, W/BACKET
VER-D2R2-2	DINION CAPTURE 7000 DUAL LICENSE PLATE READER WITH LED CAMERA, 18-30FT CAPTURE RANGE, NTSC, W/BACKET
VER-D2R3-2	DINION CAPTURE 7000 DUAL LICENSE PLATE READER WITH LED CAMERA, 26-45FT CAPTURE RANGE, NTSC, W/BACKET
VER-D2R4-2	DINION CAPTURE 7000 DUAL LICENSE PLATE READER WITH LED CAMERA, 37-64FT CAPTURE RANGE, NTSC, W/BACKET
VER-D2R5-2	DINION CAPTURE 7000 DUAL LICENSE PLATE READER WITH LED CAMERA, 54-92FT CAPTURE RANGE, NTSC, W/BACKET
VER-L2R1-2	DINION CAPTURE 5000 LICENSE PLATE READER WITH LED CAMERA, 12.5-21FT CAPTURE RANGE, NTSC, W/BACKET
VER-L2R2-2	DINION CAPTURE 5000 LICENSE PLATE READER WITH LED CAMERA, 18-30FT CAPTURE RANGE, NTSC, W/BACKET
VER-L2R3-2	DINION CAPTURE 5000 LICENSE PLATE READER WITH LED CAMERA, 26-45FT CAPTURE RANGE, NTSC, W/BACKET
VER-L2R4-2	DINION CAPTURE 5000 LICENSE PLATE READER WITH LED CAMERA, 37-64FT CAPTURE RANGE, NTSC, W/BACKET
VER-L2R5-2	DINION CAPTURE 5000 LICENSE PLATE READER WITH LED CAMERA, 54-92FT CAPTURE RANGE, NTSC, W/BACKET
VEZ-221-ECCE	IP AUTODOME EASY II OUTDOOR NO IVA 10X COL, NTSC CHARCOAL CLEAR DOME
VEZ-221-ECCEIVA	IP AUTODOME EASY II OUTDOOR IVA ENABLED 10X COL NTSC CHARCOAL CLEAR DOME
VEZ-221-ECTE	IP AUTODOME EASY II OUTDOOR NO IVA 10X COL NTSC CHARCOAL TINTED DOME
VEZ-221-ECTEIVA	IP IVA AUTODOME EZ2 OUT 10X NTSC CHAR TN
VEZ-221-EWCEIVA	IP AUTODOME EASY II OUTDOOR IVA ENABLED 10X COL NTSC WHITE CLEAR DOME
VEZ-221-EWCS	AUTODOME EASY II OUTDOOR 10X COL NTSC WHITE CLEAR DOME

VEZ-221-ICCEIVA	IP AUTODOME EASY II INDOOR IVA ENABLED 10X COL NTSC CHARCOAL CLEAR DOME
VEZ-221-ICTEIVA	IP AUTODOME EASY II INDOOR IVA ENABLED 10X COL NTSC CHARCOAL TINTED DOME
VEZ-221-IWCEIVA	IP AUTODOME EASY II INDOOR IVA ENABLED 10X COL NTSC WHITE CLEAR DOME
VEZ-221-IWCS	AUTODOME EASY II, 10X 530TVL COLOR NTSC MINIDOME PTZ CAMERA, INDOOR SURFACE MOUNT, WHITE, CLEAR BUBBLE 24VAC
VEZ-221-IWTEIVA	IP AUTODOME EASY II INDOOR IVA ENABLED 10X COL NTSC WHITE TINTED DOME
VEZ-221-IWTS	AUTODOME EASY II, 10X 530TVL COLOR NTSC MINIDOME PTZ CAMERA, INDOOR SURFACE MOUNT, WHITE, TINTED BUBBLE 24VAC
VEZ-523-EWCR	AUTODOME 5000 960H, 36X DAY/NIGHT PTZ, OUTDOOR PENDANT, ANALOG, CLEAR RUGGED BUBBLE
VEZ-523-IWCR	AUTODOME 5000 960H, 36X DAY/NIGHT PTZ, INDOOR PENDANT, ANALOG, CLEAR RUGGED BUBBLE
VEZ-A2-IC	IN-CEILING MOUNT KIT FOR AUTODOME EASY II ANALOG AND IP SERIES CAMERAS
VEZ-A2-JC	AUTODOME EASY II SURFACE MOUNT ADAPTER, CHARCOAL
VEZ-A2-JW	AUTODOME EASY II SURFACE MOUNT ADAPTER, WHITE
VEZ-A2-PC	AUTODOME EASY II PIPE MOUNT, CHARCOAL
VEZ-A2-PW	AUTODOME EASY II PIPE MOUNT WHITE
VEZ-A2-WC	AUTODOME EASY II WALL MOUNT, CHARCOAL
VEZ-A2-WW	AUTODOME EASY II WALL MOUNT, WHITE
VEZ-A5-PP	AUTODOME 5000 PIPE MOUNT
VEZ-A5-WL	AUTODOME 5000 WALL MOUNT
VEZ-SBUB-CL	AUTODOME EASY II POLYCARBONATE RUGGED BUBBLE, CLEAR
VEZ-SBUB-TI	AUTODOME EASY II POLYCARBONATE RUGGED BUBBLE, TINTED
VG4-523-ECE	5001 SERIES PTZ 26X D/N NTSC, ENVIRO ASSEMBLY, 24 VAC, IP CLEAR BUBBLE, NO MOUNT
VG4-524-CCE	5001 SERIES PTZ 36X D/N NTSC, IN-CEILING, 24 VAC, IP CLEAR BUBBLE
VG4-A-9541	MAST (POLE) MOUNT, FOR USE WITH PENDANT ARM STYLE POWER SUPPLIES
VG4-A-9542	CORNER MOUNT, FOR USE WITH PENDANT ARM STYLE POWER SUPPLIES
VG4-A-9543	AUTODOME PIPE MOUNT, WHITE
VG4-A-PA0	AUTODOME PENDANT ARM, 24 VAC (NO TRANSFORMER), WHITE
VG4-A-PA1	AUTODOME PENDANT ARM, 120 VAC, WHITE
VG4-A-PSU0	AUTODOME MODULAR (G5) REMOTE POWER UNIT, 24 VAC, NEMA, WHITE
VG4-A-PSU1	AUTODOME REMOTE POWER UNIT, 120 VAC (100W), NEMA, WHITE
VG4-A-TSKIRT	TRIM SKIRT, AUTODOME PSU BOX, WHITE
VG4-FHWD-1	MOUNTING KIT FOR AUTODOME IP FIBER BOARD
VG4-MHSG-NT	AUTODOME MODULAR (G4) OUTDOOR PRESSURIZED PENDANT HOUSING, WHITE, TINTED HIGH RES BUBBLE
VG4-MTRN-0	AUTODOME MODULAR (G4) STANDARD COMMUNICATIONS MODULE (FIXED MODELS)
VG4-MTRN-C	AUTODOME MODULAR (G4) ALTERNATIVE PROTOCOL MODULE COMMUNICATIONS MODULE (AD MANCHESTER, SENSORMATIC RS-422)
VG4-MTRN-E1	AUTODOME MODULAR (G4) H 264 ETHERNET COMMUNICATIONS MODULE
VG4-SFP SCKT	ETHERNET TO SFP INTERFACE KIT FOR AUTODOME IP AND MIC IP SERIES
VG4-SHTR-XT	AUTODOME MODULAR (G4) HEATER MODULE EXTENDED TEMPERATURE RANGE
VG5-161-CT0	100 SERIES FIXED 2.7-13.5MM/COLOR, NTSC, IN-CEILING, ANALOG, POLYCARBONATE TINTED BUBBLE
VG5-161-PT0	100 SERIES FIXED 2.7-13.5MM/COLOR, NTSC, INDOOR PENDANT, ANALOG, TINTED ACRYLIC BUBBLE
VG5-162-CT0	100 SERIES FIXED 2.7-13.5MM/DAY/NIGHT, NTSC, IN-CEILING, ANALOG, POLYCARBONATE TINTED BUBBLE
VG5-162-EC0	100 SERIES FIXED 2.4-13MM/DAY/NIGHT, NTSC, OUTDOOR PENDANT, ANALOG, CLEAR ACRYLIC BUBBLE
VG5-162-PT0	100 SERIES FIXED 2.7-13.5MM/DAY/NIGHT, NTSC, INDOOR PENDANT, ANALOG, TINTED ACRYLIC BUBBLE
VG5-163-CT0	100 SERIES FIXED 5-50MM/COLOR, NTSC, IN-CEILING, ANALOG, POLYCARBONATE TINTED BUBBLE
VG5-163-PT0	100 SERIES FIXED 5-50MM/COLOR, NTSC, INDOOR PENDANT, ANALOG, TINTED ACRYLIC BUBBLE
VG5-164-CT0	100 SERIES FIXED 5-50MM/DAY/NIGHT, NTSC, IN-CEILING, ANALOG, POLYCARBONATE TINTED BUBBLE
VG5-164-EC0	100 SERIES FIXED 5-50MM/DAY/NIGHT, NTSC, OUTDOOR PENDANT, ANALOG, CLEAR ACRYLIC BUBBLE
VG5-164-PT0	100 SERIES FIXED 5-50MM/DAY/NIGHT, NTSC, INDOOR PENDANT, ANALOG, TINTED ACRYLIC BUBBLE

VG5-623-CTS	600 SERIES PTZ 28X DAY/NIGHT, NTSC, STD IN-CEILING, ANALOG, TINTED POLYCARBONATE BUBBLE
VG5-623-ECS	600 SERIES PTZ 28X DAY/NIGHT, NTSC, STD OUTDOOR PENDANT, ANALOG, CLEAR ACRYLIC BUBBLE
VG5-623-PCS	600 SERIES PTZ 28X DAY/NIGHT, NTSC, STD INDOOR PENDANT, ANALOG, CLEAR ACRYLIC BUBBLE
VG5-624-ECS	600 SERIES PTZ 36X DAY/NIGHT, NTSC, STD OUTDOOR PENDANT, ANALOG, CLEAR ACRYLIC BUBBLE
VG5-624-PCS	600 SERIES PTZ 36X DAY/NIGHT, NTSC, STD INDOOR PENDANT, ANALOG, CLEAR ACRYLIC BUBBLE
VG5-7028-C2PT4	AUTODOME 7000 IP 28X DAY/NIGHT IN-CEILING NTSC, TINTED ACRYLIC BUBBLE, HIGH PoE or 24VAC
VG5-7028-E2PC4	AUTODOME 7000 IP 28X DAY/NIGHT INDOOR/OUTDOOR PENDANT NTSC, CLEAR ACRYLIC BUBBLE, HIGH PoE or 24VAC
VG5-7036-E2PC4	AUTODOME 7000 IP 36X DAY/NIGHT INDOOR/OUTDOOR PENDANT NTSC, CLEAR ACRYLIC BUBBLE, HIGH PoE or 24VAC
VG5-7220-CPT4	AUTODOME 7000 HD 20X DAY/NIGHT IN-CEILING 50/60HZ, TINTED ACRYLIC BUBBLE, HIGH PoE or 24VAC
VG5-7220-EPC4	AUTODOME 7000 HD 20X DAY/NIGHT INDOOR/OUTDOOR PENDANT 50/60HZ, CLEAR ACRYLIC BUBBLE, HIGH PoE or 24VAC
VG5-723-CCE2	700 SERIES PTZ 28X DAY/NIGHT, NTSC, IP IN-CEILING, CLEAR POLYCARBONATE BUBBLE
VG5-723-ECE2	700 SERIES PTZ 28X DAY/NIGHT, NTSC, IP INDOOR/OUTDOOR PENDANT, CLEAR ACRYLIC BUBBLE
VG5-724-ECE2	700 SERIES PTZ 36X DAY/NIGHT, NTSC, IP INDOOR/OUTDOOR PENDANT, CLEAR ACRYLIC BUBBLE
VG5-836-ECEV	800 SERIES HD 1080p, D/N, 20X, CLEAR BUBBLE, 50/60HZ, IVA
VGA-BUBBLE-CCLA	AUTODOME IP IN-CEILING HIGH RES BUBBLE, CLEAR
VGA-BUBBLE-CCLR	AUTODOME INCEIL CLEAR RUGGED POLYCARBONATE BUBBLE
VGA-BUBBLE-CTIA	AUTODOME IP IN-CEILING HIGH RES BUBBLE, TINTED
VGA-BUBBLE-CTIR	AUTODOME INCEIL TINTED RUGGED POLYCARBONATE BUBBLE
VGA-BUBBLE-PCLA	AUTODOME PEND CLEAR HIGHRES ACRYLIC BUBBLE
VGA-BUBBLE-PCLR	AUTODOME PEND CLEAR RUGGED POLYCARBONATE BUBBLE
VGA-BUBBLE-PTIA	AUTODOME PEND TINTED HIGHRES ACRYLIC BUBBLE
VGA-BUBBLE-PTIR	AUTODOME PEND TINTED RUGGED POLYCARBONATE BUBBLE
VGA-BUBHD-CCLA	AUTODOME HD IN-CEILING HIGH RES BUBBLE, CLEAR
VGA-BUBHD-CTIA	AUTODOME HD IN-CEILING HIGH RES BUBBLE, TINTED
VGA-BUBLRG-CCLA	AUTODOME LARGE IN-CEILING CAN HIGH RES BUBBLE, CLEAR
VGA-BUBLRG-CTIA	AUTODOME LARGE IN-CEILING CAN HIGH RES BUBBLE, TINTED
VGA-FIBER-AN	AUTODOME ANALOG MULTIMODE FIBER KIT
VGA-IC-SP	SUSPENSION CEILING SUPPORT KIT- 7 IN. DI
VGA-IP54K-IC	AUTODOME IN-CEILING IP54 RATING KIT
VGA-IP54K-IC78	AD IN-CEILING IP54 RATING KIT FOR IP,HD
VGA-PEND-ARM	AUTODOME PENDANT ARM WITH WIRING
VGA-PEND-WPLATE	AUTODOME PENDANT ARM WALL PLATE 24VAC
VGA-ROOF-MOUNT	AUTODOME ROOF PARAPET MOUNT WITHOUT PIPE
VGA-SBOX-COVER	AUTODOME POWER SUPPLY BOX COVER
VIDOS16CH	VIDOS STAND-ALONE LICENSE FOR 16 CHANNELS
VIDOS16CH-5P	VIDOS STAND-ALONE LICENSE FOR 16 CHANNELS 5-PACK
VIDOS32CH	VIDOS STAND-ALONE LICENSE FOR 32 CHANNELS
VIDOS32CH-10P	VIDOS STAND-ALONE LICENSE FOR 32 CHANNELS 10-PACK
VIDOS32CH-5P	VIDOS STAND-ALONE LICENSE FOR 32 CHANNELS 5-PACK
VIDOS64CH	VIDOS STAND-ALONE LICENSE FOR 64 CHANNELS
VIDOS64CH-10P	VIDOS STAND-ALONE LICENSE FOR 64 CHANNELS 10-PACK
VIDOSCL	VIDOS CLIENT LICENSE PER PC W/O CAMERAS
VIDOSPRODEMO	VIDOS PRO 30-DAY TRIAL VERSION INCLUDING MANUAL AND CD
VIDOSUNLIM-10P	VIDOS STAND-ALONE LICENSE FOR UNLIMITED NO. OF CHANNELS 10-PACK
VIP-VJTXF-RMK	RACK-MOUNT KIT 5X VIP-X1XF OR 3X VJT-XF
VIP-X1600-B	VIP X1600 CHASSIS FOR 4x4 H 264 OR MPEG4 ENCODER: H.264 WITH XFM4 A OR B MODS, MPEG-4 WITH 4S OR 4SA MODS, EXCL. PSU
VIP-X1600-PS	VIP X1600 POWER SUPPLY UNIT, 100-240V AC / 47-63 Hz / 1.6 A
VIP-X1600-XFB	VIP X1600 XF CHASSIS FOR 4x4 H 264 OR MPEG-4 ENCODER WITH SFP SLOT: H.264 WITH XFM4 A OR B MODS, MPEG-4 WITH 4S OR 4SA MODS, EXCL. PSU



VIP-X1600-XFM4A	VIP X1600 XF 4CH ENCODER MODULE, H.264, W/ AUDIO
VIP-X1600-XFM4B	VIP X1600 XF 4CH ENCODER MODULE, H.264, W/ AUDIO, BILINX
VIP-X16XF-E	16 CHANNEL H.264 DUAL STREAMING VIDEO ENCODER; MOTION+ VCA; 2 AUDIO IN, 1 AUDIO OUT; 4 ALARM IN, 1 RELAY OUT; INCL PSU
VIP-X1-FS1	IVMD (INTELLIGENT VIDEO MOTION DETECTION) V1.0 LICENSE FOR VIP-X1 SINGLE CHANNEL ENCODERS
VIP-X1XF	1-CHANNEL ENCODER, H.264 DUAL-STREAMING, SD CARD SLOT, VCA READY, EXCL. PSU
VIP-X1XF-E	1-CHANNEL ENCODER, H.264 DUAL-STREAMING, SD CARD SLOT, EXCL. PSU (without FPGA for VCA)
VIP-X1XF-PSU	VIP-X1-XF POWER SUPPLY
VIP-X2-FS1	IVMD (INTELLIGENT VIDEO MOTION DETECTION) V1.0 LICENSE FOR VIP-X2 TWO CHANNEL ENCODERS (VALID FOR 2 CHANNELS)
VIP-XD	VIP XD, HIGH PERFORMANCE SINGLE CHANNEL QUAD-VIEW MPEG-4 DECODER, INCL. PSU
VIP-XDA	VIP XD, HIGH PERFORMANCE SINGLE CHANNEL QUAD-VIEW MPEG-4 DECODER, AUDIO, INCL. PSU
VIP-XDHD	HD, HIGH PERFORMANCE SINGLE CHANNEL QUAD-VIEW H.264 DECODER
VIP-X-PS	VIP-X POWER SUPPLY (SPARE)
VJR-821-ICCV	JR HD PTZ 1080p D/N CHARCOAL CLEAR 60HZ IVA
VJR-821-ICTV	JR HD PTZ 1080p D/N CHARCOAL TINTED 60HZ IVA
VJR-821-IWCV	JR HD PTZ 1080p D/N WHITE CLEAR 60HZ IVA
VJR-821-IWTV	JR HD PTZ 1080p D/N WHITE TINTED 60HZ IVA
VJR-831-EWCV	JR HD PTZ OUTDOOR 1080p D/N WHITE CLEAR 60HZ IVA
VJR-A3-IC	IN-CEILING MOUNT KIT FOR AUTODOME JUNIOR HD SERIES CAMERAS
VJR-A3-IC54	PLENUM-RATED IN-CEILING MOUNT KIT FOR AUTODOME JUNIOR HD SERIES CAMERAS
VJR-A3-SP	AUTODOME JR SUPPORT KIT FOR VJR-A3-IC FLUSH MOUNTING KIT
VJR-F801-ICCV	JR HD FIXED, 1080p, D/N, 10X INDOOR CHAR/CLEAR, IVA
VJR-F801-ICTV	JR HD FIXED, 1080p, D/N, 10X INDOOR CHAR/TINTED, IVA
VJR-F801-IWCV	JR HD FIXED, 1080p, D/N, 10X INDOOR WHITE/CLEAR, IVA
VJR-F801-IWTV	JR HD FIXED, 1080p, D/N, 10X INDOOR WHITE/TINTED, IVA
VJR-SBUB2-CL	BUBBLE FOR AUTODOME JR HD, CLEAR
VJR-SBUB2-TI	BUBBLE FOR AUTODOME JR HD, TINTED
VJR-SBUB3-CL	BUBBLE FOR AUTODOME JR HD OUTDOOR, CLEAR
VJR-SBUB3-TI	BUBBLE FOR AUTODOME JR HD OUTDOOR, TINTED
VJT-X10S-H008	VIDEOJET X10 MPEG-4 RUGGED ENCODER, 80 GB HDD, BILINX, EXCL. PSU
VJT-X20S-H008	VIDEOJET X20 MPEG-4 RUGGED ENCODER, 80 GB HDD, BILINX, EXCL. PSU
VJT-X20XF-E	2-CHANNEL ENCODER, H.264 DUAL-STREAMING, CF CARD SLOT, INCL. PSU (without FPGA for VCA)
VJT-X40S-H008	VIDEOJET X40 MPEG-4 RUGGED ENCODER, 80 GB HDD, BILINX, EXCL. PSU
VJT-X40XF-E	4-CHANNEL ENCODER, H.264 DUAL-STREAMING, CF CARD SLOT, INCL. PSU (without FPGA for VCA)
VJT-XACC-PS	VIDEOJET X10/20/40 EXTERNAL WIDE-RANGE EXT TEMP PSU
VJT-XACC-PSN	VIDEOJET X10/20/40 EXTERNAL WIDE-RANGE NORMAL TEMP PSU
VJT-XACC-RMK	VIDEOJET-X SN AND VJ10 RACK MOUNT KIT FOR 3 UNITS
VJT-XTCXF	VIDEOJET XTC XF, H.264 4 CHANNEL VIDEO TRANSCODER; PROVIDES 2 INDEPENDENT TRANSCODED STREAMS; INCLUDES PSU
VLG-2V2806-MP3	3 MEGA PIXEL CS LENS, 1/3-INCH, 2.8-6MM, IR CORRECTED, DC IRIS, F1.4 TO 360
VLR-4075-V621	COMPACT IR LICENSE PLATE BULLET CAMERA, 5-50MM, 16-91FT CAPTURE, 75MPH, 960H, 720TVL SENSOR, NTSC, 12VDC/24VAC, IP66
VOT-320V009H	IP CAMERA, THERMAL 320x240, 9MM LENS, H.264, 30Hz, IVA ENABLED, SD CARD SLOT
VOT-320V009L	IP CAMERA, THERMAL 320x240, 9MM LENS, H.264, 8.33Hz, IVA ENABLED, SD CARD SLOT
VOT-320V013H	IP CAMERA, THERMAL 320x240, 13MM LENS, H.264, 30Hz, IVA ENABLED, SD CARD SLOT
VOT-320V013L	IP CAMERA, THERMAL 320x240, 13MM LENS, H.264, 8.33Hz, IVA ENABLED, SD CARD SLOT
VOT-320V019H	IP CAMERA, THERMAL 320x240, 19MM LENS, H.264, 30Hz, IVA ENABLED, SD CARD SLOT
VOT-320V019L	IP CAMERA, THERMAL 320x240, 19MM LENS, H.264, 8.33Hz, IVA ENABLED, SD CARD SLOT
VOT-320V060H	IP CAMERA, THERMAL 320x240, 60MM LENS, H.264, 30Hz, IVA ENABLED, SD CARD SLOT
VOT-320V060L	IP CAMERA, THERMAL 320x240, 60MM LENS, H.264, 8.33Hz, IVA ENABLED, SD CARD SLOT
VP-CFGSFT	CONFIGURATION SOFTWARE FOR DOMES/CAMERAS USING BILINX. INCLUDES VP-USB ADAPTOR
VP-RS2BLNX	PROTOCOL CONVERTER, RS-232 AND RS-485 TO BILINX CONVERTER, 24VAC, 50/60Hz
VP-USB	BILINX TO USB ADAPTOR FOR USE WITH CONFIGURATION TOOL FOR DOMES/CAMERAS
VTA-ADPO-2075	CIRCULAR GANG BOX ADAPTOR PLATE FOR USE WITH 960H BULLET CAMERAS (VT*-407* AND VLR-4075)

VTI-4075-V321	OUTDOOR DAY/NIGHT IR BULLET CAMERA, 2.8-12MM, 100FT, 960H, 720TVL SENSOR, NTSC, 12VDC/24VAC, IP66
VTI-4075-V921	OUTDOOR DAY/NIGHT IR BULLET CAMERA, 9-22MM, 200FT, 960H, 720TVL SENSOR, NTSC, 12VDC/24VAC, IP66
VTI-4085-V521	OUTDOOR DAY/NIGHT WDR IR BULLET CAMERA, 5-50MM, 200FT, 960H, 720TVL SENSOR, NTSC, 12VDC/24VAC, IP66
VTN-4075-V321	OUTDOOR DAY/NIGHT BULLET CAMERA, 2.8-12MM, 960H, 720TVL SENSOR, NTSC, 12VDC/24VAC, IP66
WPTV244300UL	POWER SUPPLY, OUTDOOR, 1 TO 4 CHANNEL, 120VAC 60HZ INPUT, 24-28VAC OUTPUT, 12.5A/10A, WALL MOUNT ENCLOSURE
WZMB.001	GANG BOX ADAPTOR PLATE FOR VTI-220 AND REG-X

**MSRP**

280.00

140.00

150.00

780.00

1,380.00

2,580.00

4,980.00

60.00

450.00

100.00

2,580.00

4,980.00

780.00

780.00

240.00

160.00

12,400.00

15,000.00

18,200.00

24,600.00

23,400.00

28,600.00

8,600.00

11,800.00

15,800.00

10,000.00

12,600.00

6,200.00

790.00

4,800.00

.

100.00

800.00

11,200.00

1,600.00

3,200.00

4,800.00

6,400.00

8,000.00

9,600.00

8,900.00

12,500.00

35.90

1,100.00

791.90

348.00

490.00

988.00

1,669.47

2,450.15

3,303.37

391.47

2,461.83

3,189.68

4,042.90

6,472.02

9,650.31

7,565.04

15,031.48

8,766.59

16,123.18

4,754.38

642.10

642.10

800.00

603.50

603.50

3,629.72

6,806.24

1,980.07

3,336.00

69,508.00

1,676.00

5,810.00

5,932.00

1,966.00

1,338.00

4,542.00

4,640.00

1,560.00

24,596.55

32,588.24

1,500.00

5,154.00

5,264.00

1,756.00

31,389.48

280,774.00

1,280.00

1,200.00

1,400.00

1,460.00  
1,550.00  
1,370.00

1,570.00  
1,630.00  
1,720.00  
1,400.00

1,600.00  
1,660.00  
1,750.00  
1,570.00

1,770.00  
1,830.00  
1,920.00  
1,850.00

2,050.00

2,050.00

2,250.00

2,110.00

2,310.00

2,200.00

2,400.00

2,050.00

2,250.00

2,250.00

2,450.00

2,310.00

2,510.00

2,400.00

2,600.00

200.00  
260.00  
350.00  
358.00  
200.00  
800.00

1,600.00

800.00

410.00

418.00

418.00

418.00

418.00

1,445.40

1,588.00

1,328.80

1,460.00

1,749.58

1,177.00

1,177.00

1,009.80

1,337.05

1,286.56

1,337.05

1,286.56

1,144.00

165.00

187.00

187.00

55.00

44.00

44.00

154.00

209.00

46.00

26.40

131,989.00

131,989.00

51.50

24.72

800.00

2,100.00

92.70

824.00

113.30

1,957.00

735.98

1,285.82

1,415.82

808.08

1,357.92

1,487.92

1,053.22

1,125.32

1,197.42

1,447.42

1,557.92

1,887.92

1,247.42

1,236.62

1,488.62

1,599.12

1,929.12

1,288.62

1,454.92

1,372.52

1,995.78

2,275.78

1,795.78

2,085.78

1,985.78

2,275.78

674.54

1,224.38

1,354.38

746.64

1,296.48

1,426.48

991.78

1,063.88

1,144.22

1,496.48

1,826.48

1,185.42

1,537.68

1,867.68

3,025.00

3,025.00

5,500.00

5,500.00

317.24

217.12

226.88

346.42

368.42

280.16



280.16  
409.46  
431.46  
488.00  
488.00  
597.40  
597.40  
726.70  
748.70  
669.50  
  
669.50  
  
870.90  
  
892.90  
  
912.10  
  
934.10  
  
762.20  
762.20  
844.60  
  
844.60  
247.20  
309.00  
309.00  
309.00  
1,019.70  
1,225.70  
1,225.70  
  
1,256.60  
  
103.00  
  
350.20  
1,019.70  
1,266.90  
1,493.50  
1,792.20  
2,729.50  
2,976.70  
113.30  
136.00  
113.30  
80.00  
195.70  
226.60  
535.60  
113.30  
164.80  
226.60  
185.40  
195.70  
3,563.80  
4,120.00  
30.90  
1,071.20

1,071.20

1,071.20

1,071.20

1,071.20

339.90

566.50

566.50

401.70

401.70

669.50

669.50

2,142.40

2,142.40

2,142.40

2,142.40

1,019.70

309.00

721.00

1,350.00

607.70

1,030.00

1,194.80

2,729.50

2,235.10

1,442.00

92.70

206.00

1,534.70

370.80

710.70

1,030.00

1,431.70

164.80

113.30

1,184.50

1,184.50

1,184.50

762.20

1,740.70

2,719.20

3,378.40

3,378.40

978.50

1,266.90

1,266.90

1,442.00

1,266.90

1,091.80

1,030.00

2,369.00

2,369.00

2,369.00

2,369.00

2,369.00

360.50

5,283.90

5,932.80  
1,452.30  
412.00  
  
195.70  
257.50  
5,283.90  
4,243.60  
2,410.20  
1,575.90  
12,000.00  
144.20  
61.80  
51.50  
51.50  
72.10  
  
45.32  
37.08  
114.00  
51.50  
61.80  
61.80  
162.00  
124.00  
136.00  
178.00  
500.00  
524.00  
344.00  
279.98  
83.00  
214.00  
216.30  
  
792.00  
324.00  
  
154.50  
113.30  
270.00  
250.00  
200.00  
390.00  
390.00  
152.00  
152.00  
132.00  
132.00  
40.00  
40.00  
44.00  
3,200.00  
1,000.00  
235.00  
9,800.00  
3,914.00  
8,240.00  
7,210.00  
4,000.00  
  
1,030.00

1,030.00  
1,030.00  
1,030.00  
1,030.00  
1,030.00  
460.00  
460.00  
2,780.00  
2,780.00  
2,780.00  
186.00  
186.00  
44.00  
166.00  
1,764.00  
82.00  
360.00  
266.00  
50.00  
704.00  
1,484.00  
82.00  
500.00  
1,298.00  
370.00  
252.00  
82.00  
240.00  
240.00  
928.00  
920.00  
920.00  
920.00  
1,480.00  
1,480.00  
1,480.00  
280.00  
280.00  
280.00  
460.00  
460.00  
460.00  
1,400.00  
1,400.00  
460.00  
460.00  
460.00  
4,505.22  
1,564.86  
  
2,810.54  
  
6,614.36  
  
657.92  
  
76.66  
9,924.00

8,129.98

6,975.44

210.00  
700.00  
700.00  
700.00  
8,600.00

94.00  
94.00  
220.00  
19,000.00

19,000.00

19,000.00

190.00  
190.00  
1,035.30  
18,000.00

20,000.00  
20,000.00  
20,000.00

20,000.00

20,000.00

20,000.00

20,000.00

20,000.00

20,000.00  
20,000.00  
20,000.00  
20,000.00  
20,000.00

20,000.00

20,000.00

20,000.00

20,000.00

20,000.00  
20,000.00  
150.00  
7,270.00  
7,270.00  
7,270.00

7,270.00  
7,990.00  
7,990.00  
7,990.00  
7,990.00  
42,458.00

40,328.00  
35,358.00

35,358.00

35,358.00

33,228.00

33,228.00

290.00

212.00

158.00

210.00

276.00

310.00

160.00

290.40

292.00

292.00

396.00

292.00

292.00

237.60

236.00

236.00

1,030.00

236.00

236.00

1,820.00

1,820.00

1,700.00

1,700.00

1,700.00

900.00

900.00

900.00

344.00

42.00

145.66

146.00

146.00

740.00

146.00

146.00

92.00

92.00

272.00

92.00

92.00

220.00

296.00

330.00

170.00

198.00

304.00

132.00  
372.24  
374.00  
374.00  
1.108.00  
374.00  
374.00  
126.66  
140.00  
180.00  
180.00  
180.00  
309.00  
1,545.00  
1,440.00  
288.40  
288.40  
450.00  
560.00  
3,147.44  
1,062.96  
1,814.86  
3,629.72  
6,806.24  
94,366.54  
13,610.42  
188,733.08  
25,405.98  
50,811.96  
1,545.00  
820.00  
1,308.40  
953.30  
1,083.30  
  
975.30  
  
1,105.30  
  
1,025.40  
1,155.40  
  
1,047.40  
  
1,177.40  
  
1,020.00  
1,308.40  
  
1,225.40  
1,555.40  
  
1,447.40  
  
1,577.40  
  
1,225.40  
1,596.60  
  
1,488.60

1,618.60

1,290.00

1,000.00

1,652.00

1,942.00

1,462.00

1,752.00

1,652.00

1,942.00

1,490.00

1,200.00

1,640.00

1,020.00

1,060.00

1,308.40

1,348.40

1,020.00

1,060.00

1,308.40

1,348.40

1,200.00

1,230.00

1,488.40

1,518.40

1,620.00

1,200.00

1,230.00

1,488.40

1,518.40

1,730.00

1,440.00

1,580.00



1,290.00  
1,730.00

1,440.00  
2,130.00

1,840.00  
2,010.00

1,720.00  
2,130.00

1,840.00  
1,468.40

1,508.40

2,280.00

2,160.00

2,280.00

~~280.00~~  
~~1,618.40~~  
~~4,400.00~~  
~~4,400.00~~  
2,034.90

2,034.90

3,840.00

3,840.00

3,840.00

3,840.00

3,840.00

1,530.00  
1,570.00  
1,240.00  
1,280.00  
1,590.00  
1,630.00

1,300.00  
1,340.00  
1,810.00  
1,850.00  
1,520.00  
1,560.00  
1,870.00  
1,910.00  
1,580.00  
1,620.00  
1,960.00  
2,000.00  
2,020.00  
2,060.00



154.50  
111.24  
247.20  
247.20  
288.40  
206.00  
758.00  
  
918.00  
  
1,218.00  
  
1,118.00  
  
1,478.00  
  
520.00  
  
1,718.00  
  
1,818.00  
  
2,238.00  
  
3,398.00  
  
5,198.00  
  
130.00  
142.00  
164.00  
92.70  
  
154.50  
  
170.00  
153.34  
32.00  
26.78  
22.66  
50.00  
22.66  
30.90  
41.20  
2,580.00  
  
2,668.00  
  
4,572.00  
  
5,172.00  
  
2,758.00  
  
2,848.00  
  
4,762.00  
  
5,362.00  
  
3,900.00

3,850.00

4,290.00

4,290.00

4,180.00

5,240.00

230.00

324.00

616.00

5,200.00

5,200.00

72.10

20.60

36.00

41.20

41.20

36.00

51.50

88.00

88.00

103.00

172.60

50.00

72.10

84.00

341.44

341.44

358.70

393.98

411.48

393.98

411.48

411.40

428.40

610.00

590.00

610.00

590.10

731.30

669.50  
710.70  
690.00  
732.00  
772.50  
813.70  
938.00  
950.00  
794.00  
834.00  
708.00  
778.00  
724.00  
794.00  
892.00  
964.00  
3,334.00  
3,334.00  
3,520.00  
3,894.00  
7,964.00  
8,338.00  
4,770.00  
4,770.00  
4,770.00  
4,770.00  
4,770.00  
3,140.00  
3,140.00  
3,140.00  
3,140.00  
3,140.00  
1,074.00  
2,078.40  
1,074.00  
1,247.04  
2,078.40  
1,058.00

1,928.40  
1,928.40  
1,928.40  
990.00

1,928.40  
1,440.00

2,371.06

2,169.74

90.00  
50.00  
50.00  
72.10  
72.10  
93.00  
93.00  
73.68  
73.68  
40.00  
40.00

4,190.04  
4,449.60  
103.00  
103.00  
103.00  
206.00  
309.00  
150.00  
206.00  
40.00  
52.00  
1,476.00

123.60  
324.00

927.00  
791.90  
412.00  
927.00

1,060.74

1,296.98

1,664.64

1,448.34

1,030.00

1,168.02

1,369.48

1,740.78

1,524.48

2,632.68  
2,892.24  
2,706.84  
3,411.36  
3,225.96  
3,337.20  
3,596.76  
4,115.88  
5,114.00  
5,114.00  
3,337.20  
3,596.76  
4,115.88  
5,114.00  
96.00  
96.00  
96.00  
96.00  
96.00  
96.00  
96.00  
96.00  
96.00  
150.00  
150.00  
96.00  
96.00  
1,081.50  
60.00  
60.00  
50.00  
267.80  
100.00  
309.00  
51.50  
1,586.20  
4,758.50  
2,430.80  
12,154.00  
7,292.40  
3,254.80  
16,274.00  
782.80  
82.40  
24,205.00  
130.00  
1,071.20  
206.00  
1,380.20

2,000.00  
2,200.00  
1,780.00

206.00

820.00  
480.00

60.00  
329.60

1,534.70  
1,697.44

2,580.00  
92.70  
3,809.60  
3,809.60  
3,809.60  
3,809.60  
4,500.00

110.00  
170.00  
60.00

2,748.00  
2,748.00  
2,748.00  
2,748.00  
40.00  
40.00  
50.00  
50.00  
2,863.40  
3,244.50  
780.00

3,481.40  
1,100.00

206.00  
110.00  
82.40  
1,200.00

380.00  
948.42

11,050.00  
9,400.00  
11,050.00  
9,400.00  
11,050.00  
9,400.00  
17,000.00  
16,000.00  
516.00

130.00  
103.00  
44.00



350.92

474.21

603.20

301.60

330.00

44.00

## City Of Fayetteville - Purchase Order (PO) Request

(Not a Purchase Order)

*All purchases under \$2500 shall be used on a P-Card unless medical or 1099 service related. (Call x256 with questions)  
All PO Request shall be scanned to the Purchasing e-mail: [Purchasing@ci.fayetteville.ar.us](mailto:Purchasing@ci.fayetteville.ar.us)*

<b>City Of Fayetteville - Purchase Order (PO) Request</b> <small>(Not a Purchase Order)</small> <i>All purchases under \$2500 shall be used on a P-Card unless medical or 1099 service related. (Call x256 with questions)                  All PO Request shall be scanned to the Purchasing e-mail: <a href="mailto:Purchasing@ci.fayetteville.ar.us">Purchasing@ci.fayetteville.ar.us</a></i>						Requisition No.:	Date:		
						P.O Number:	Expected Delivery Date:		
Vendor #: <b>22004</b>	Vendor Name: <b>Electra Link, Inc.</b>					Mail Yes:___ No:___			
Address: <b>9906 E. 43rd Street, Suite G</b>				Fob Point:		Taxable Yes:___ No:___	Quotes Attached Yes:___ No:___		
City: <b>Tulsa</b>	State: <b>OK</b>		Zip Code: <b>74146</b>	Ship to code:		Division / Lead Approval:			
Requester: <b>Glenda Eden</b>				Requestor's Employee #:		Extension:			
Item	Description	Quantity	Unit of Issue	Unit Cost	Extended Cost	Account Numbers	Project/Subproject #	Inventory #	Fixed Asset #
1	Access Control and Security System for Solid Waste	1	LOT	31,752.96	\$31,752.96	5500.5080.5801.00	13030.5001	<u>Contract#</u>	6252
2						test			
3									
4									
5									
6									
7									
8									
9									
10									
	Shipping/Handling		Lot		\$0.00				
Special Instructions: Per RFP 13-11, Access Control and Security System; Resolution# _____						Subtotal: <b>\$31,752.96</b> Tax: <b>\$0.00</b> Total: <b>\$31,752.96</b>			
Approvals:									
Mayor: _____		Department Director: _____		Purchasing Manager: _____					
Finance & Internal Services Director: _____		Budget Manager: _____		IT Manager: _____					
Dispatch Manager: _____		Utilities Manager: _____		Other: _____					

## City Of Fayetteville - Purchase Order (PO) Request

(Not a Purchase Order)

*All purchases under \$2500 shall be used on a P-Card unless medical or 1099 service related. (Call x256 with questions)  
All PO Request shall be scanned to the Purchasing e-mail: Purchasing@ci.fayetteville.ar.us*

<b>City Of Fayetteville - Purchase Order (PO) Request</b> (Not a Purchase Order) <i>All purchases under \$2500 shall be used on a P-Card unless medical or 1099 service related. (Call x256 with questions)                  All PO Request shall be scanned to the Purchasing e-mail: Purchasing@ci.fayetteville.ar.us</i>						Requisition No:	Date:		
						P.O Number:	Expected Delivery Date:		
Vendor #: 22004	Vendor Name: Electra Link, Inc.					Mail Yes: _____ No: _____			
Address: 9906 E. 43rd Street, Suite G				Job Point:		Taxable Yes: _____ No: _____	Quotes Attached Yes: _____ No: _____		
City: Tulsa		State: OK		Zip Code: 74146	Ship to code:	Division Head Approval:			
Requester: James Nicholson				Requester's Employee #:		Extension:			
Item	Description	Quantity	Unit of Issue	Unit Cost	Extended Cost	Account Numbers	Project/Subproject #	Inventory #	Fixed Asset #
1	Access Control and Security System for Airport	1	LOT	10,452.00	\$10,452.00	5550.3960.5801.00	13030.6001	Contract#	6252
2									
3									
4									
5									
6									
7									
8									
9									
10									
	Shipping/Handling		Lot		\$0.00				
Special Instructions: Per RFP 13-11, Access Control and Security System, Resolution# _____						Subtotal: \$10,452.00 Tax: \$0.00 Total: \$10,452.00			
Approvals: Mayor: _____ Department Director: _____ Finance & Internal Services Director: _____ Budget Manager: _____ Dispatch Manager: _____ Utilities Manager: _____						Purchasing Manager: _____ IT Manager: _____ Other: _____			

This contract executed this 6 day of May, 2014, between the City of Fayetteville, Arkansas, and Electra Link, Inc. In consideration of the mutual covenants contained herein, the parties agree as follows:

1. Electra Link, Inc. at its own cost and expense shall furnish: all labor, materials, supplies, machinery, equipment, tools, supervision, bonds, insurance, tax permits, and all other accessories and services necessary to complete items per RFP 13-11 as stated in Electra Link, Inc. proposal, and in accordance with specifications attached hereto and made a part hereof under RFP 13-11.
2. The City of Fayetteville shall pay Electra Link, Inc. based on its proposal form in pricing as shown in RFP response and attached to this contract. Payments will be made after approval and acceptance of work, submission of detailed invoice, and submission of certified payroll. Payments will be made within a maximum 30 days after acceptance of invoice. Electra Link, Inc. agrees to make detailed invoicing related documentation available to the City upon request (for example, during a post-award audit), including but not limited to actual cost of material, etc.
3. It is explicitly understood and agreed to by Electra Link, Inc. and the City of Fayetteville that the total amount of funding that the City of Fayetteville may use for this and four other similar contracts must be pre-approved by the Fayetteville City Council for all individual projects exceeding \$20,000.00. The City will order any work to be done by Electra Link, Inc. by issuing a Purchase Order for such work or project which shall be the City's assurance that sufficient funds remain to pay for such work or project. Electra Link, Inc. shall not start work on any project unless and until it receives the City's Purchase Order for such work or project. No project shall be initiated over \$20,000 without a valid and stamped 100% performance and payment bond.
4. The Contract documents which comprise this contract between the City of Fayetteville and Electra Link, Inc. consist of this Contract and the following documents attached hereto, and made a part hereof:
  - A. Request for Proposal identified RFP 13-11 with all addendums, specifications & conditions.
  - B. Electra Link, Inc. proposal response, including mark up on materials and hourly rates.
5. These Contract documents constitute the entire agreement between the City of Fayetteville and Electra Link, Inc. and may be modified only by a duly executed written instrument signed by the City of Fayetteville and Electra Link, Inc.
6. Electra Link, Inc. shall not assign its duties under the terms of this agreement.
7. Electra Link, Inc. agrees to hold the City of Fayetteville harmless and indemnify the City of Fayetteville, against any and all claims for property damage, personal injury or death, arising from performance of this contract. This clause shall not in any form or manner be construed to waive that tort immunity set forth under Arkansas Law.
  - a. Arkansas Department of Labor Prevailing Wage Rates - Electra Link, Inc. agrees to pay wage rates issued by the Arkansas Department of Labor for all projects exceeding \$75,000.
8. Electra Link, Inc. shall furnish a certificate of insurance addressed to the City of Fayetteville, showing that he carries the following insurance which shall be maintained throughout the term of the Contract. Any work sublet, the contractor shall require the subcontractor similarly to provide worker's compensation insurance. In case any employee engaged in work on the project under this contract is not protected under Worker's Compensation Insurance, Electra Link, Inc. shall provide and shall cause each Subcontractor to provide adequate employer's liability insurance for the protection of such of his employees as are not otherwise protected.

Worker's Compensation

Statutory Amount

Comprehensive General & Automobile Insurance

Bodily Injury Liability

\$500,000 for each person injured.

\$1,000,000 for each accident.

Property Damage Liability

\$500,000 aggregate.

The premiums for all insurance and the bond required herein shall be paid by Electra Link, Inc.

- 9. Electra Link, Inc. to furnish proof of licensure and permits as required by all local and state agencies.
- 10. This contract may be terminated without penalty by the City of Fayetteville or Electra Link, Inc. with thirty (30) days written notice.
- 11. Freedom of Information Act: City of Fayetteville contracts and documents prepared while performing city contractual work are subject to the Arkansas Freedom of Information Act. If a Freedom of Information Act request is presented to the City of Fayetteville, the contractor will do everything possible to provide the documents in a prompt and timely manner as prescribed in the Arkansas Freedom of Information Act (A.C.A. 25-19-101 et. seq.). Only legally authorized photo copying costs pursuant to the FOIA may be assessed for this compliance.
- 12. Changes in Scope or Price: Changes, modifications, or amendments in scope, price or fees to this contract shall not be allowed without a prior formal contract amendment approved by the Mayor and the City Council in advance of the change in scope, cost or fees.

ELECTRA LINK, INC.

By: \_\_\_\_\_

Dale Pearson C.O.O.

Printed Name & Title

ATTEST: \_\_\_\_\_

Company Secretary

21755 IH45 BLDG#10

Business Address

Spring Texas 77388

City, State & Zip Code

Date Signed: \_\_\_\_\_

CITY OF FAYETTEVILLE, ARKANSAS

\_\_\_\_\_  
LIONELD JORDAN, Mayor

LIONELD JORDAN, Mayor

ATTEST: \_\_\_\_\_

Sondra Smith, City Clerk

Date Signed: \_\_\_\_\_

5/12/14



City of Fayetteville, Arkansas

Contract: RFP 13-11, Access Control and Security System

Page 2 of 2